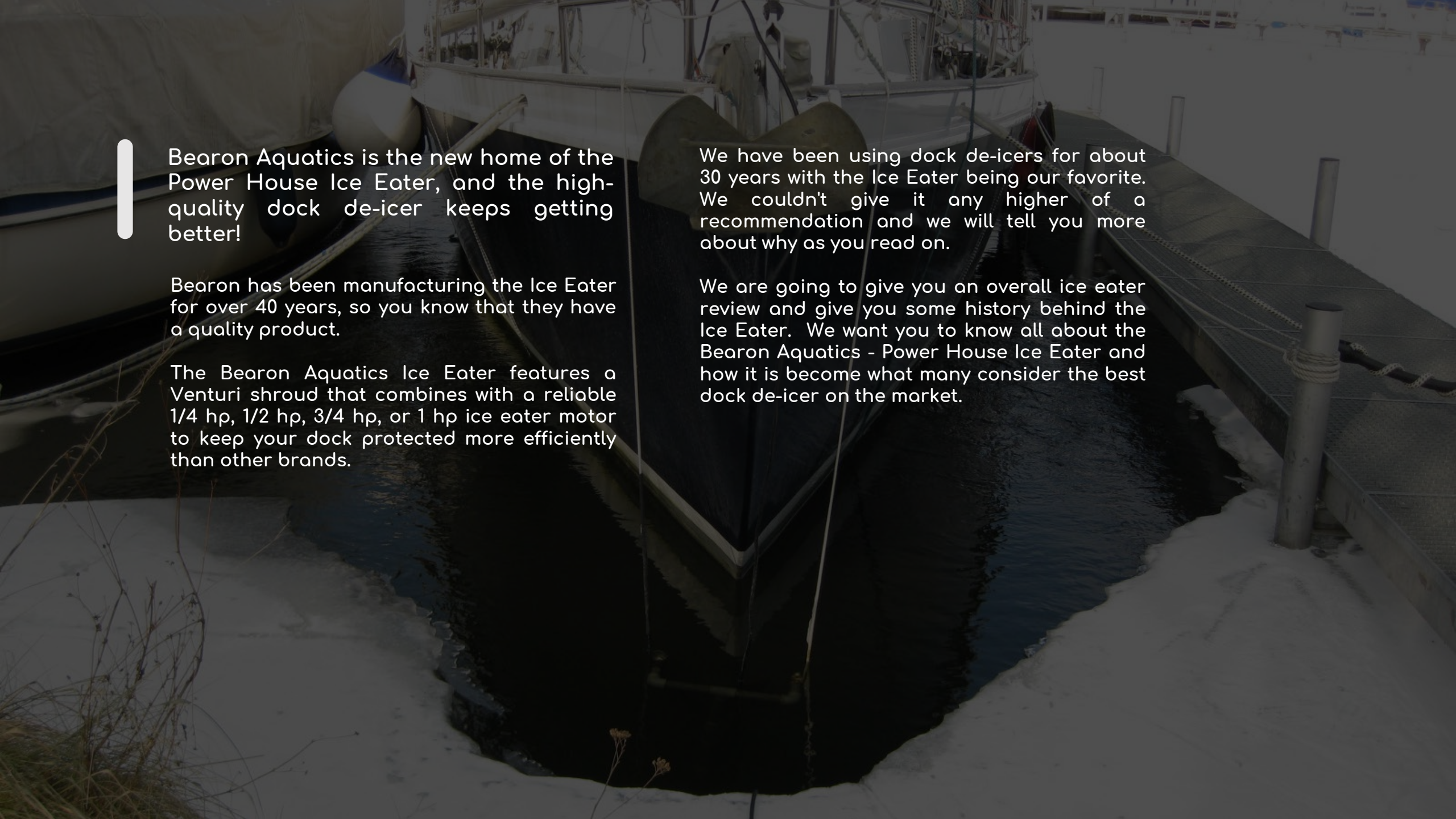




Splashy Spotlight: Bearon Aquatics - PowerHouse Ice Eater Review



Our slideshow 'Splashy Spotlight: Bearon Aquatics - PowerHouse Ice Eater Review'.



Bearon Aquatics is the new home of the Power House Ice Eater, and the high-quality dock de-icer keeps getting better!

Bearon has been manufacturing the Ice Eater for over 40 years, so you know that they have a quality product.

The Bearon Aquatics Ice Eater features a Venturi shroud that combines with a reliable 1/4 hp, 1/2 hp, 3/4 hp, or 1 hp ice eater motor to keep your dock protected more efficiently than other brands.

We have been using dock de-icers for about 30 years with the Ice Eater being our favorite. We couldn't give it any higher of a recommendation and we will tell you more about why as you read on.

We are going to give you an overall ice eater review and give you some history behind the Ice Eater. We want you to know all about the Bearon Aquatics - Power House Ice Eater and how it is become what many consider the best dock de-icer on the market.

Our Ice Eater Experience

We have used PowerHouse Ice Eaters for many years on our docks at the Lake of the Ozarks. The lake does not completely freeze over across the main channel every year, but most years you will find ice in coves.

Even if the bigger coves don't freeze over, the coves that have shallow water or that are more shaded from the sun will.

When the lake freezes over, it is best to be fully prepared. I have seen ice do some tremendous damage to docks, and the cost of repairs can get unbelievably high.

Sometimes docks even have to be completely rebuilt!

Using an Ice Eater at 'The Lake'

Docks on the Lake of the Ozarks float on the water. They are attached to land via an access ramp or gangway and cables.

Some docks have mud poles for extra support, but most do not. While mud poles are helpful in normal conditions, they can be a nightmare when a deep freeze shows up and the lake level is also lowered via the Bagnell Dam by area electric company, AmerenUE.

They operate and control the dam and the water levels to produce electricity.

The double-whammy of deep freeze conditions is that not only will the ice wreck docks, but the frigid temperatures will require people to run their heaters more often at home.

This creates a higher demand for more electricity, which requires the need for water flow through the dam to create that electricity.

That is when iced-in docks can really get damaged. Snapped cables, crushed dock floats, twisted roof supports, broken walkways, and even total losses. When it gets bad, it can get really bad.

How Does the Ice Eater Work?

The Ice Eater features a motor and propeller that thrusts warmer water from deeper below the surface up through a shroud and to the surface.

This warmer water will melt existing ice and keep an area open around your dock. Depending on the model it can open up a circle with a 20 ft - 80 ft diameter.

We found the PowerHouse Ice Eater to be highly effective and the aforementioned set up was not difficult at all. We have used and seen some other dock de-icers used with varying levels of success.

After dozens of years of combined experience, PowerHouse Ice Eaters are our go to choice when protecting our docks from ice damage.



Ice Eater Mounts and Accessories

If you find that a dock mount is better for your situation, the ice eater dock mount is a great option. You can easily adjust the ice eater up and down to your desired depth and setup is not difficult and only requires common tools.

If you need to create more of an oval shape water opening with a horizontal water flow, a dock mount will often be the preferred mount.

Not all de-icing solutions are the same. You may have to consider water flow, changing water levels, prevailing winds, and if there are any obstructions underwater.

Sometimes the natural terrain can alter the course of the water or you could have a crappie bed, logs, or other debris that can get in the way.

Most people don't have a problem with underwater obstructions, but it is something to think about.




When Should You Have Your Ice Eater in Place?

When you need to have your Ice Eater ready to go is of course determined by the weather and geographical location.

In the northeast United States, we have customers that start getting ready as soon as September or October.

Here in the midwest, there can be more variance. Sometimes we will start seeing ice in December, other years it can take until January or February for the temperatures to really drop.

It is always better to be prepared and get the ice eater in place and tested with time to spare before the water starts freezing.



Who Uses Ice Eaters?

Most of our customers are homeowners looking to protect their dock and boat with 1 to 3 Ice Eaters. However, coming in a close second is owners/operators of marinas. Sometimes a marina will require dozens of ice eaters to keep everything protected. Seeing all of those ice eaters working together is an impressive sight!

Another group of our ice eater customers is made up of owners/operators of piers or community docks. If there is a lake that is part of a community, subdivision, etc there may be a dock or pier that needs to be protected.

When you have something that is used by an entire community it is extra important to make sure nothing is damaged.

A lot of people can be inconvenienced, and they will be inclined to voice their displeasure!

We also have some customers that use their ice eaters in the spring, summer, and fall. That's right, there are other uses for the ice eater also.

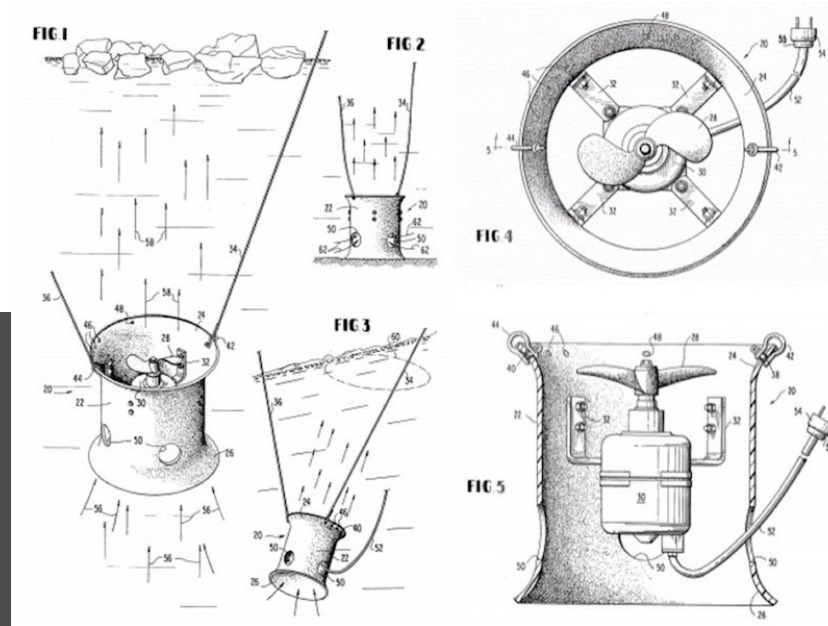


Bearon Aquatics PowerHouse Ice Eater History

Power House received the patent for their Ice Eater over 40 years ago. The first Ice Eater was 1/3 Hp and drew 11.5 amps. By comparison, today's P1000 1Hp Ice Eater runs at 7 amps.

It was originally created for the same reason many use it today; an insurance policy against dock ice damage. Why risk expensive damages, repairs that take longer than you want, and not getting to have a functioning dock when the weather starts getting nice? Dock repair companies will be backed up and you might miss an entire summer, I have seen it happen.

As PowerHouse Ice Eater use began to grow across the upper United States, the way people handled boats in the winter changed.



With the ability to keep areas of water open and keep damage from happening to docks and boats, boat owners and harbor masters could now leave boats in the water over winter. This was a complete change for the boating industry.

After equipping the ice eater with a floatation collar and using it to stop a fish kill in the Chesapeake Bay, Power House began manufacturing their first surface aerator in the late 1980s and then fountains in 2012.

Both products are directly inspired by the ice eater.

After the beloved owner and founder John Blumenthal passed away in 2017, Power House was acquired by Bearon Manufacturing and renamed Bearon Aquatics. Bearon has been making key components of the ice eater for years so this was a natural and seamless transition.

What is the Difference in Ice Eater Models?

The Bearon Aquatics PowerHouse Ice Eater has 4 models: The P1000 (1 Hp Ice Eater), P750 (3/4 Hp Ice Eater), P500 (1/2 Hp Ice Eater), and P250 (1/4 Hp Ice Eater).

Which one is right for you depends on the weather conditions, water conditions, and size of the area that you need to keep ice-free.

Another thing to consider is that the higher the horsepower, the more electricity that you will use.

Under normal conditions, the P1000 can keep up to an 80 ft diameter circle open, while the P250 will keep 20-25 feet open.

Estimate the area that you need to keep open and then add a little comfort room.

When temperatures become extreme the ice eater won't be as effective. It will still keep water from freezing, but not as well as it does under normal freezing conditions.

All Bearon Aquatics - PowerHouse Ice Eater also comes with a 3-Year Warranty.

 POWER HOUSE Fountains Aerators Ice Eaters ICE EATER Comparison Guide	Ice Eater Model	Horsepower	Volts	Amps	Thrust	Expected Opening in Ice
	P250 <small>For Small Boats and Light Ice</small>	1/4 Hp	115V 230V	2.5 1.25	20 lbs	20-25 ft Diameter
P500 <small>For Small Boats and Single Slips</small>	1/2 Hp	115V 230V	5 2.5	28 lbs	40 ft Diameter	
P750 <small>For Mid-Size Boats & Dual Slips</small>	3/4 Hp	115V 230V	4.7 2.35	32 lbs	60 ft Diameter	
P1000 <small>For Large Boats & Marinas</small>	1 Hp	115V 230V	7 3.5	36 lbs	80 ft Diameter	

Ice Eater Review Final Thoughts

We have been using the Bearon Aquatics - PowerHouse Ice Eater for years and don't have any plans to change. While we also use other models, this ice eater is our number one, go-to for dock ice protection. There is no substitute for experience, and we have a lot of experience with all dock de-icers. The PowerHouse Ice Eater is better in just about every category.

On top of the high-quality design and top-notch performance, you will also get great customer service from Bearon Aquatics. They have service centers across the country to help serve you better.

We have always gotten quick and reliable answers and they have a very helpful staff. The Ice Eater also comes with a 3-Year Warranty.

If you have a need for dock ice protection we could not recommend the PowerHouse Ice Eater any higher.


Please [contact us](#); with any questions, we would be happy to help. If you would like to buy an ice eater you can [click here to see the selection](#) or [click here](#) to see replacement motors, dock mount, and accessories.

Download the article here: [Download](#)

Let us know if you have any questions or if you're looking to invest in a ice eater



 info@splashymcfun.com

 (888) -897-7527