



# ICE EATER

## INSTALLATION & OPERATING INSTRUCTIONS

**THE POWER HOUSE INC.**

10233 S. Dolfield Rd. • Owings Mills, MD 21117  
410.654.9700 • 800.243.4741

### INTRODUCTION

When water freezes, it expands, becoming lighter. This fact is the principle upon which **Ice Eater** functions. **Ice Eater** circulates warmer bottom water to the top, thereby preventing ice formation. If surface ice already exists, the flow of warmer bottom water will effectively melt it.

**Ice Eater** obtains its superior operating efficiency through the use of an axial flow, shrouded propeller design. This design also provides protection for the rotating propeller.

**Ice Eater** is shipped complete with suspension lines. It can be taken straight from its shipping carton, hung in place and plugged in.

### INSTALLATION

Inspect **Ice Eater** for damage immediately upon delivery. Report any damage to your dealer.

Install **Ice Eater** by hanging it in the area to be kept clear of ice. Plug the electrical cord into a corresponding 115 or 230 volt receptacle.

**WARNING:** When an extension cord is used, it must be sized as follows:

Up to 100ft. - Use #12/3 wire cord.

Up to 200ft. - Use #10/3 wire cord.

**Ice Eater** may be hung from a pier or from a boat. Place **Ice Eater** at a depth which produces best results for each specific location (Two-three feet is a good average operating depth).

**CAUTION:** Do not place **Ice Eater** on the bottom. If **Ice Eater** is hung from a boat or floating pier, try to guard against a falling tide depositing the unit on the bottom. Do not run out of water. Unit must be submerged. Keep hands clear.

If a circular pattern of de-icing is desired, hang **Ice Eater** straight (see figures 1A & 1B)

**NOTE:** For straight hanging, use top rim holes A & B shown in figure 3.

If an elongated pattern of de-icing is desired, hang **Ice Eater** at an angle (see figured 2A & 2B).

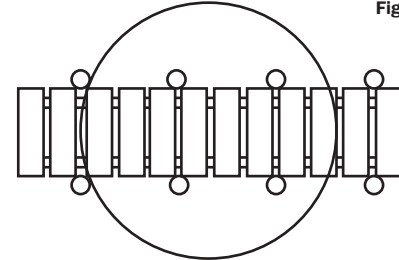


Figure 1A

**Circular De-icing Pattern**  
(Install Ice Eater as shown in Figure 1B)

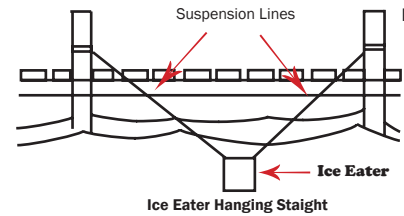


Figure 1B

**Ice Eater Hanging Straight**

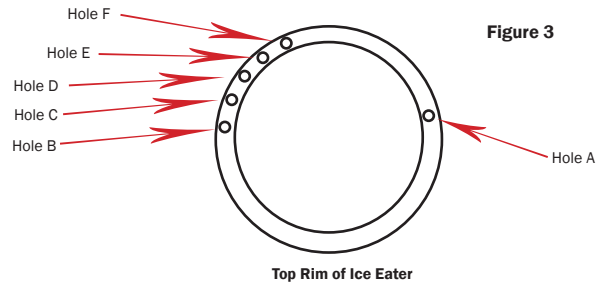


Figure 3

**Top Rim of Ice Eater**

**NOTE:** For angle hanging, use Rim Hole A and C, D, E, or F. **Ice Eaters** operating angle will increase as the suspension line is moved around the Rim toward Hole F.

### OPERATION

**Ice Eater** is designed for continuous duty. A temperature sensing plug is available as an extra. This will greatly reduce the amount of energy consumed by Ice Eater, while still maintaining ice free conditions.

### MAINTENANCE

The **Ice Eater** motor is filled and sealed with a special non-toxic, biodegradable & *Environmentally Friendly* Lubricating Fluid and does not require additional lubrication.

The **Ice Eater** should be removed from the water, cleaned and stored **PROP SIDE DOWN** during non-freezing months, in a cool place. Storing prop side down will keep the seals lubricated.

Inspect zinc for deterioration. Failure to operate without zinc could result in metal deterioration and contamination and will void warranty.

**DO NOT** open motor for any reason. It can only be assembled under special conditions at the factory.

For optimum operation, it is suggested that each unit be returned to the factory for regularly scheduled maintenance every four years, less for commercial duty usage.

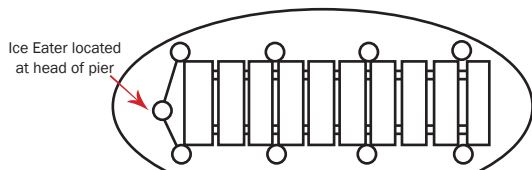


Figure 2A

**Elongated De-icing Pattern**  
(install Ice Eater as shown in Figure 2B)

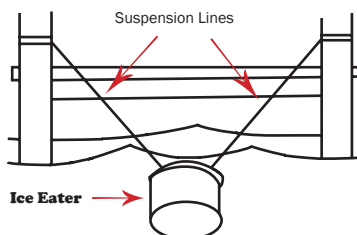




Figure 2B

**Ice Eater Hanging at an Angle**



PLEASE READ  
**WARNING      WARNING      WARNING**  
**ELECTRICAL SHOCK HAZARD**



**THIS MOTOR IS PROVIDED WITH A GROUND WIRE OR GROUNDING TYPE PLUG FOR YOUR PROTECTION.**

**THE GROUND WIRE MUST BE SECURELY ATTACHED TO PROPER ELECTRICAL GROUND OR THE GROUNDING TYPE PLUG MUST BE USED ONLY WITH A PROPERLY GROUNDED RECEPTACLE. IN ADDITION, YOU SHALL USE GROUND FAULT INTERRUPTER PROTECTION IN ACCORDANCE WITH 2005 NATIONAL ELECTRIC CODE, SECTION 555.19 (B) (1).**

**A QUALIFIED ELECTRICIAN MUST BE CONSULTED TO INSURE A SAFE INSTALLATION.**

**DO NOT UNDER ANY CIRCUMSTANCES CUT OR REMOVE THE GROUND PRONG FROM A GROUNDING TYPE PLUG.**

**ALL REPAIRS MUST BE MADE AT THE FACTORY OR BY AN AUTHORIZED SERVICE STATION.**

**ANY REWORK OR DAMAGE TO THIS CORD MAY CREATE SHOCK HAZARD AND WILL VOID THE WARRANTY.**

**WARNING      WARNING      WARNING**

**ALWAYS DISCONNECT THE ICE EATER FROM THE POWER SOURCE BEFORE ANY SERVICING OR CLEANING OR MOVING OF THE UNIT, BY UNPLUGGING OR BY REMOVING FUSE OF DEACTIVATING CIRCUIT BREAKER.**

**WARNING      WARNING      WARNING**

**DO NOT REMOVE END COVER PLATE. REMOVAL OF PLATE WILL VOID WARRANTY. ALL REPAIRS MUST BE MADE AT FACTORY OR AN AUTHORIZED SERVICE STATION.**

**WARNING      WARNING      WARNING**

**WHEN USING OUR ICE EATER AND OUR THERMOSTAT TOGETHER, UNIT WILL START AUTOMATICALLY BY AIR TEMPERATURE. ALWAYS DISCONNECT THE ICE EATER FROM POWER SOURCE BEFORE ANY SERVICING OR CLEANING OR MOVING OF THE UNIT, BY UNPLUGGING OR BY MOVING FUSE OR DEACTIVATING CIRCUIT BREAKER.**

**THE**  
**POWER HOUSE**  
**INC.**

10233 S. Dolfield Rd. • Owings Mills, MD 21117  
410.654.9700 • 800.243.4741

## 3-YEAR LIMITED WARRANTY

**The Power House, Inc.** warrants this de-icer to be free from defects in material and workmanship under normal use and service, but does not include in said warranty any defect or failures of the zinc anode, ropes, power cord, propeller, or failure due to mishandling, misuse, improper installation, or improper electrical supply. In areas of high salinity, high electrical current, and/or warm temperatures, a Power House electrolysis kit must be mounted to the stainless steel can. The Power House, Inc. will replace free of charge any defective part covered by this warranty within three (3) years from the date of manufacture. This warranty applies only to the original purchaser.

THIS WARRANTY IS IN LIEU OF ANY OTHER WARRANTY, EXPRESS OR IMPLIED, INCLUDING BUT NOT LIMITED TO, ANY IMPLIED WARRANTY OF MERCHANTABILITY OR FITNESS FOR A PARTICULAR PURPOSE AND ANY OTHER OBLIGATION OR LIABILITY WHATSOEVER ON THE PART OF THE POWER HOUSE, INC., AND IN NO EVENT SHALL THE POWER HOUSE, INC. BE LIABLE FOR INCIDENTAL OR CONSEQUENTIAL DAMAGES.

Some states do not allow the exclusion or limitation of incidental or consequential damages, so the above limitations or exclusions may not apply to you. This warranty gives you specific legal rights and you may also have other rights which vary from state to state.

### THIS WARRANTY WILL BE VOID IF:

- (1) The unit is damaged by unauthorized tampering or repairs, or
- (2) If the zinc anode around the propeller shaft and/or SS can shows significant deterioration.  
ZINC ANODE MUST BE INSPECTED PERIODICALLY AND REPLACED AS NECESSARY.  
Failure to inspect and replace the anode constitutes misuse and will void the warranty.
- (3) The unit is run out of the water. Unit must be submerged when in use. KEEP HANDS CLEAR.
- (4) The unit is not stored properly. UNIT MUST BE STORED PROP DOWN.
- (5) Improperly sized extension cord or circuit is used.
- (6) The unit is used for any purpose other than for ice prevention.\*

All units must be brought to the attention of The Power House, Inc., 10233 S. Dolfield Rd., Owings Mills, MD 21117, in writing. All returned must be shipped freight prepaid to the above address. There are no warranties beyond those contained herein and no person is authorized to give any other warranties or to assume the liabilities on the part of The Power House, Inc. An evaluation fee of \$36.00 will be charged when a unit is returned for repair and found to be in working condition.

NOTE: There are certain conditions under which no circulator can prevent ice damage such as ice that moves as a result of wind or current, extremely cold weather where ice forms all the way to the bottom and in some cases, where the bottom water temperature is the same as ice (very shallow water). Efficiency of operation will be somewhat reduced when flow is restricted by allowing too little bottom clearance.

\* If the unit is used for aquaculture purposes, then the one-year limited warranty shall apply.

**THE**  
**POWER HOUSE**  
**INC.**

10233 S. Dolfield Rd. • Owings Mills, MD 21117  
410.654.9700 • 800.243.4741

