

# PRODUCT INFORMATION

## How to extend the life of your Air Actuated Truck Jack

### 8 Top Tips

to extend the life of your TQB BRANDS TradeQuip & Borum Air Actuated Truck Jack

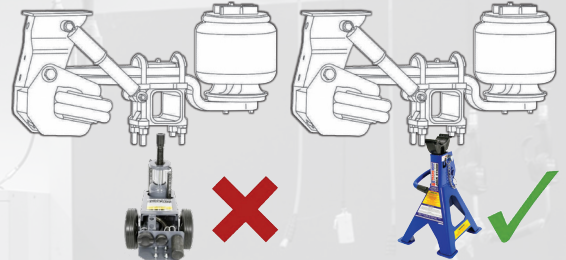
- 1** Ensure Hydraulic oil is at correct levels.



Remove Filler Bung and if required, refill with SAE 32 grade Hydraulic Oil until the oil is lapping the bottom of the filler hole.

- 4** Never use any Jack for supporting loads.

Lifting equipment must never be used to support a load. Raised vehicle must be supported with a load appropriate vehicle stand with the jack lowered and not supporting load.




- 2** Regularly lubricate the Air motor.

Lubrication of the Air motor is essential for smooth operation while raising a vehicle.



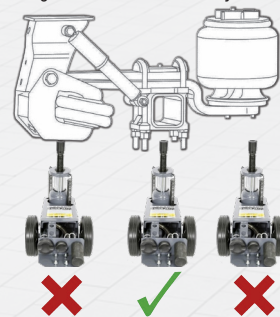
- 5** Assess lift height required and always use the available screw extension or solid extension inserts where applicable.

Single piston telescopic jacks have their greatest stability from the fully lowered height to 85% of total extended height. Where the lowered height of the jack is lower than the load points height from the ground the extension screws and/or solid extension inserts should always be used to close the clearance between jack and load point. This also greatly reduces the potential of lateral force.




- 6** Always consult your vehicle manufacturer specifications for the correct lift point.

Off centre loading or unbalanced loads can affect smooth lowering and raising operation. Always consult your vehicle manufacturer specifications for the correct lift point. Never lift from a suspension pivot or air bag mount plate where these items are designed to travel in an arc causing excess lateral force to the jack throughout its lift cycle.



- 3** Always store in the fully lowered position.



Storage in the fully lowered position ensures the lift ram assembly and pump piston is sealed from exposure to weather fluctuations and keeps the hydraulic ram and pump seals in a relaxed condition ready to work when required.

- 7** Read the user's Manual thoroughly and keep a copy easily accessible.

- 8** Visit our webpage [www.tqbbrands.com.au](http://www.tqbbrands.com.au) for instructional & pre-start videos.