

# HEEVE



## PRODUCT CATALOGUE



# HIGH QUALITY AND INTELLIGENT ATTENTION TO DETAIL



## THE HEEVE STORY

Founded in 2018 on the Mornington Peninsula in Victoria, Heeve is a family owned business dedicated to producing high-quality, top-shelf ramp & transportation products for the Australian and global market.

## HIGH QUALITY

With years of experience, testing and knowledge within the ramp and transportation products industry, Heeve was born with two foundation principles that run through each and every one of our products; exceptionally high quality and intelligent attention to detail. This enables the Heeve brand to stand out as an industry benchmark for professional ramp and transportation products for industrial, commercial and domestic uses.

## OUR PRODUCTS

Our products are manufactured both locally in Australia as well as leveraging overseas speciality markets. We take pride in providing smart design and ergonomically savvy products that enhance the user's needs, making the job safer and saving time.

## FULL WARRANTY

We stand by our products with a full 1-year warranty .



# CONTENTS

HOW TO ORDER	3
POWERSPORT RAMPS	4
WHEELCHAIR & MOBILITY RAMPS	6
LAWN & GARDEN RAMPS	11
PET RAMPS	14
WALK RAMPS	16
CONSTRUCTION & MACHINERY RAMPS	17
WAREHOUSE & ROADWAY	20
CONTAINER RAMPS	23
CONTACT US	25



# HOW TO ORDER HEEVE PRODUCTS



## 1.

Heeve is a brand owned and operated by Tyre Swing Pty Ltd which also owns Ramp Champ. Heeve retail and wholesale product sales are distributed through Ramp Champ.

## 2.

How to order online: Find a product you'd like to buy in this catalogue or on our website [rampchamp.com.au](http://rampchamp.com.au) and click on the add to cart button. Then, simply follow the instructions on the checkout page. If there were any options or upgrades that you may have missed, one of our customer service staff members will contact you either by email or phone before we process your order.

## 3.

How to order by phone: Our expert staff will help you select your product based on your requirements. If you're comfortable, go ahead and place your order online. But, feel free to give us a call if you need assistance on 1300 913 047.

## 4.

How to order via email: If you want to place your order through email, send us an email at [sales@rampchamp.com.au](mailto:sales@rampchamp.com.au) and one of our staff members will get back to you as soon as possible with an invoice for your order. Please include the product, any options or upgrades that you might require and your full address for delivery.

**ORDERS & ENQUIRIES: SALES@RAMPCHAMP.COM.AU or 1300 913 047**

# POWERSPORT RAMPS

## LOAD YOUR MOTORBIKE, SIDE-BY-SIDE OR ATV WITH HEEVE'S WIDE RANGE OF PROFESSIONAL HEAVY-DUTY ALUMINIUM POWERSPORT RAMPS.

The Heeve range of powersport ramps are suitable for motorbikes, ATVs, golf carts, walking access, and ultimately any other wheeled use.

Heeve powersport ramps come in a wide range of models for multiple applications such as loading onto utes, small trucks, trailers, vans, steps and more.

Our aluminium powersport loading ramps are dependable, can hold impressive weights, are lightweight and adaptable to suit varying loading heights and bearing surfaces: perfect for loading & unloading on the go.




### 2.3m x 340kg Curved Folding Ramp

- Model: H0001
- Material: Aluminium body with high-grip synthetic connection fingers
- Finish: Elevated traction surface
- Dimensions: L2250mm x W285mm x H50mm
- Folded Dimensions: L1160mm x W285mm x H140mm
- Weight: 12kg each
- Maximum Capacity: 340kg each



### 2.3m x 680kg Curved Folding Ramp

- Model: H0014
- Material: Aluminium body with solid connection plate & pin
- Finish: High-grip rung
- Dimensions: L2250mm x W280mm x H50mm
- Folded Dimensions: L1160mm x W285mm x H140mm
- Weight: 12kg each
- Maximum Capacity: 680kg each



### Curved Non-Folding Multi-Use Loading Ramps

- Models: H0022, H0023, H0024, H0025
- Material: Aluminium body with solid connection plate & pin
- Sold in pairs
- Finish: High-grip rung
- Length:
  - H0022 – 900mm
  - H0023 – 1200mm
  - H0024 – 1500mm
  - H0025 – 1800mm
- Width: 280mm
- Weight per ramp:
  - H0022: 6kg
  - H0023: 8kg
  - H0024: 10kg
  - H0025: 12kg
- Maximum Capacity: 340kg per ramp (680kg pair)



# POWERSPORT RAMPS



## 3m x 500kg Curved Folding Ramp

- Model: H0040
- Material: Aluminium body with solid connection plate & pin
- Finish: High-grip rung
- Dimensions: L3070mm x W424mm x H50mm
- Folded Dimensions: L1550mm x W425mm x H155mm
- Weight: 20kg each
- Maximum Capacity: 500kg each



## Carry Bag for 2.3m Ramp

- Model: H0002
- Protects and easily stores away all Heeve 2.3m Aluminium Folding Loading Ramps
- Fits 1 x ramp per bag
- Manufactured with rugged polyester fabric
- Full-length zipper with two pulls provides easy loading
- Dual-strap handle
- Compatible with H0001 and H0014



## 100kg Bolt-On Telescoping Ramp Support Legs

- Model: H0045
- Designed to increase the capacity of your Heeve ramp by up to 100kg
- These support legs drop down from the middle hinge point of your ramp and act as a support to help take some of the weight of the load on the ramp
- Compatible with H0001, H0014 and H0040



## Full Width Ramp Connection Kit

- Model: H0021
- Used to join Heeve ramps such as H0001, H0014 and H0040
- 2 x Blue securing straps
- 2 x 100mm joining bolts
- 2 x Nuts and pins

**POWERSPORT RAMPS CAN BE JOINED TOGETHER USING THE H0021 JOINING KIT. GREAT FOR MOTORCYCLES, ATVS, RIDE-ON LAWN MOWERS & MORE.**



# WHEELCHAIR & MOBILITY RAMPS

**PROFESSIONAL, HIGH-QUALITY WHEELCHAIR & MOBILITY RAMPS THAT ARE EASY TO USE AND MADE TO LAST.**

**THE VERSATILE HEEVE WHEELCHAIR RAMPS CAN BE USED TO NAVIGATE STEPS, TO GAIN VEHICLE ACCESS AND FOR SMALL RISES.**

## ALUMINIUM WHEELCHAIR & MOBILITY RAMPS

Made from high-strength aluminium, these wheelchair ramps come in models with non-slip grip tape surface to ensure safe transition when in use, locking pins to secure the ramp in place, convenient carry handles and optional carry bags to keep the ramp in pristine condition.

Available in a wide range of models including telescopic ramps, single-fold ramps and multi-fold ramps as well as sizes ranging from 600mm long to 3m long, there is a Heeve wheelchair & mobility ramp for almost any application.



### Single Fold Wheelchair Ramp

- Models: H0008, H0039, H0115, H0009, H0010
- Material: Aluminium body
- Finish: Non-slip black grip tape surface
- Connection plate: 50mm x 720mm
- Length:
  - H0008: 610mm
  - H0039: 920mm
  - H0115: 1220mm
  - H0009: 1525mm
  - H0010: 1830mm
- Width: 720mm
- Folded Width: 360mm
- Height: 75mm
- Weight
  - H0008: 5kg
  - H0039: 7kg
  - H0115: 10kg
  - H0009: 12kg
  - H0010: 15kg
- Maximum Capacity: 272kg



# WHEELCHAIR & MOBILITY RAMPS



## Multi-Fold Wheelchair Ramp

- Models: H0011, H0012
- Material: Aluminium body, folding 2-piece pin locking system
- Finish: Non-slip black grip tape surface
- Connection plate: 100mm x 720mm
- Length:
  - H0011: 2510mm
  - H0012: 3120mm
- Folded length:
  - H0011: 1290mm
  - H0012: 1590mm
- Width: 720mm
- Folded width: 360mm
- Height: 130mm
- Weight:
  - H0011: 21kg
  - H0012: 26kg
- Maximum Capacity: 272kg




## Telescopic Wheelchair Ramps & Carry Bag

- Models: H0041, H0117, H0044
- Material: Aluminium body, telescopic extension
- Finish: Non-slip black grip tape surface
- Length:
  - H0041: 1525mm
  - H0117: 1825mm
  - H0044: 2130mm
- Retracted length:
  - H0041: 950mm
  - H0117: 1100mm
  - H0044: 1220mm
- Width: 200mm each ramp
- Height: 50mm
- Weight:
  - H0041: 4.5kg each ramp
  - H0117: 10kg each ramp
  - H0044: 11kg each ramp
- Maximum Capacity: 150kg per ramp (300kg per pair)




## Curved Non-Folding Multi-Use Loading Ramps

- Models: H0022, H0023, H0024, H0025
- Material: Aluminium body with solid connection plate & pin
- Sold in pairs
- Finish: High-grip rung
- Length:
  - H0022: 900mm
  - H0023: 1200mm
  - H0024: 1500mm
  - H0025: 800mm
- Width: 280mm
- Weight per ramp:
  - H0022: 6kg
  - H0023: 8kg
  - H0024: 10kg
  - H0025: 12kg
- Maximum Capacity: 340kg per ramp (680kg pair)





# WHEELCHAIR & MOBILITY RAMPS



## 3-Pce Aluminium Wheelchair Threshold Door Ramp

- Model: H0124
- Material: Aluminium body and plastic end caps
- Width: 750mm
- Weight: 4kg (total)
- Package includes: 3 x ramps (20mm, 40mm & 60mm)
- Maximum capacity: 272kg

**MULTI-FOLD WHEELCHAIR RAMPS  
COME WITH AN EXTENDED  
CONNECTION PLATE AND SUPPORT  
LEGS TO ENSURE MAXIMUM  
STABILITY**



# WHEELCHAIR & MOBILITY RAMPS



## RUBBER WHEELCHAIR & MOBILITY RAMPS

Heeve rubber wheelchair ramps come in a wide range of sizes and styles suited to both in-home and commercial use.

Flexible, versatile, waterproof and able to withstand any wheelchair weight and also made to order in any custom size and a range of colours.




### Recycled Rubber Wheelchair Threshold Door Ramp

- Gradient: 1:8 or 1:10
- Length:
  - 1:8: 120mm - 1230mm
  - 1:10: 150mm - 1600mm
- Height: 15mm - 160mm
- Width: 900mm (without wings)
- Material: Recycled rubber
- Finish: Non-slip
- Available with or without side wings
- Made in Australia
- Custom sizes & shapes available
- Optional colours: Charcoal, mocha, sand, terracotta, grey



# WHEELCHAIR & MOBILITY RAMPS



## Solid Rubber Wheelchair Ramp With Winged Edges

- Models: H0119, H0120, H0121, H0122, H0132, H0133
- Material: Solid rubber
- Finish: Slip-resistant grooved rubber surface with moulded drain channels
- Length:
  - H0019: 210mm
  - H0120: 410mm
  - H0121: 450mm
  - H0122: 610mm
  - H0132: 800mm
  - H0133: 1000mm
- Width:
  - H0019: 1100mm
  - H0120: 1100mm
  - H0121: 900mm
  - H0122: 900mm
  - H0132: 900mm
  - H0133: 900mm
- Height:
  - H0019: 25mm
  - H0120: 50mm
  - H0121: 75mm
  - H0122: 100mm
  - H0132: 125mm
  - H0133: 150mm
- Weight:
  - H0019: 4kg
  - H0120: 12kg
  - H0121: 14.6kg
  - H0122: 21kg
  - H0132: 33.5kg
  - H0133: 50kg
- Maximum Capacity: 400kg

**SOLID HIGH QUALITY RUBBER  
RAMPS PERFECT FOR SEMI  
PERMANENT DOORWAY ACCESS**



# LAWN & GARDEN RAMPS

## HEEVE'S WIDE RANGE OF PROFESSIONAL HEAVY-DUTY RAMPS FOR LANDSCAPERS, GOVERNMENT MAINTENANCE BODIES, AGRICULTURAL BUSINESSES OR HOME USE ARE SAFE, STRONG AND BUILT TO LAST

Our range of lawn and garden ramps are suitable for ride-on lawn mowers, push mowers, walking access, and ultimately any other wheeled use.

Heeve lawn and garden ramps come in folding models for convenience, rigid for good ground clearance, or curved for low clearance.

They are dependable, can hold impressive weights, are lightweight and adaptable to suit varying loading heights and bearing surfaces: perfect for loading & unloading on the go.




### 2.3m x 340kg Curved Folding Ramp

- Model: H0001
- Material: Aluminium body with high-grip synthetic connection fingers
- Finish: Elevated traction surface
- Dimensions: L2250mm x W285mm x H50mm
- Folded Dimensions: L1160mm x W285mm x H140mm
- Weight: 12kg each
- Maximum Capacity: 340kg each (680kg per pair)



### 2.3m x 680kg Curved Folding Ramp

- Model: H0014
- Material: Aluminium body with solid connection plate & pin
- Finish: High-grip rung
- Dimensions: L2250mm x W280mm x H50mm
- Folded Dimensions: L1160mm x W285mm x H140mm
- Weight: 12kg each
- Maximum Capacity: 680kg each (1,360kg per pair)



### Curved Non-Folding Multi-Use Loading Ramps

- Models: H0022, H0023, H0024, H0025
- Material: Aluminium body with solid connection plate & pin
- Sold in pairs
- Finish: High-grip rung
- Length:
  - H0022: 900mm
  - H0023: 1200mm
  - H0024: 1500mm
  - H0025: 1800mm
- Width: 280mm
- Weight per ramp:
  - H0022: 6kg
  - H0023: 8kg
  - H0024: 10kg
  - H0025: 12kg
- Maximum Capacity: 340kg per ramp (680kg per pair)



# LAWN & GARDEN RAMPS



## 3m x 500kg Curved Folding Ramp

- Model: H0040
- Material: Aluminium body with solid connection plate & pin
- Finish: High-grip rung
- Dimensions: L3070mm x W424mm x H50mm
- Folded Dimensions: L1550mm x W425mm x H155mm
- Weight: 20kg each
- Maximum Capacity: 500kg each (1,000kg per pair)



## Carry Bag for 2.3m Ramp

- Model: H0002
- Protects and easily stores away all Heeve 2.3m Aluminium Folding Loading Ramps
- Fits 1 x ramp per bag
- Manufactured with rugged polyester fabric
- Full-length zipper with two pulls provides easy loading
- Dual-strap handle
- Compatible with H0001 and H0014



## 100kg Bolt-On Telescoping Ramp Support Legs

- Model: H0045
- Designed to increase the capacity of your Heeve ramp by up to 100kg
- These support legs drop down from the middle hinge point of your ramp and act as a support to help take some of the weight of the load on the ramp
- Compatible with H0001, H0014 and H0040



## Full Width Ramp Connection Kit

- Model: H0021
- Used to join Heeve ramps such as H0001, H0014 and H0040
- 2 x Blue securing straps
- 2 x 100mm joining bolts
- 2 x Nuts and pins



## 1.8-Tonne 3.2m x 380mm Aluminium Loading Ramps

- Model: H0006
- Rated load capacity Per Pair: 1.8-tonne
- Suited for: Rubber tracks & tyres
- Ramp weight per ramp: 25kg
- Ramp Length: 3.2m
- Internal track width: 320mm
- Ramp width: 380mm
- Ramp depth: 100mm
- Height up to: 1.2m
- Rung spacings: None
- Beam to rung offset/depth: 25mm

# LAWN & GARDEN RAMPS



## 2.5-Tonne 2.3m x 380mm Aluminium Loading Ramps

- Model: H0007
- Rated load capacity Per Pair: 2.5-tonne
- Suited for: Rubber tracks & tyres
- Ramp weight per ramp: 18kg
- Ramp Length: 2.3m
- Internal track width: 320mm
- Ramp width: 380mm
- Ramp depth: 100mm
- Height up to: 1m
- Rung spacings: None
- Beam to rung offset/depth: 25mm



## 3-Tonne 3.2m x 380mm Aluminium Loading Ramps

- Model: H0019
- Rated load capacity Per Pair: 1.8-tonne
- Suited for: Rubber tracks & tyres
- Ramp weight per ramp: 30kg
- Ramp Length: 3.2m
- Internal track width: 320mm
- Ramp width: 380mm
- Ramp depth: 115mm
- Height up to: 1.2m
- Rung spacings: None
- Beam to rung offset/depth: 25mm



## 4-Tonne 1.6m x 380mm Aluminium Loading Ramps

- Model: H0018
- Rated load capacity Per Pair: 4-tonne
- Suited for: Rubber tracks & tyres
- Ramp weight per ramp: 13kg
- Ramp Length: 1.6m
- Internal track width: 320mm
- Ramp width: 380mm
- Ramp depth: 100mm
- Height up to: 600mm
- Rung spacings: None
- Beam to rung offset/depth: 25mm



## 4-Tonne 1.2m x 380mm Aluminium Loading Ramps

- Model: H0125
- Rated load capacity Per Pair: 4-tonne
- Suited for: Rubber tracks & tyres
- Ramp weight per ramp: 10kg
- Ramp Length: 1.2m
- Internal track width: 320mm
- Ramp width: 380mm
- Ramp depth: 100mm
- Height up to: 200mm
- Rung spacings: None
- Beam to rung offset/depth: 25mm

# DOG & PET RAMPS

## HEEVE'S 'UP-YA-GET' DOG & PET RAMPS ARE STURDY ENOUGH TO SUPPORT LARGE BREEDS WHILST STILL LIGHT ENOUGH TO KEEP IN THE BACK OF THE CAR.

From Toy Poodles to Great Danes, ramps for the bed or ramps for the car, theres a Heeve Pet and Dog Ramps for every dog.

Wooden dog ramps with multiple colours to suit your decor are fantastic for preventing spinal damage and allowing access to beds and couches for smaller breeds. Whilst the Heeve folding and telescopic aluminium ramps are durable and strong to allow any breed safe access in and out of your car.



### 'Up-Ya-Get' Folding Aluminium Dog Ramp

- Models: H0013, H0020
- Material: Aluminium
- Finish: High-grip coated walk surface
- Length:
  - H0013: 1800mm
  - H0020: 2100mm
- Length folded:
  - H0013: 910mm
  - H0020: 1070mm
- Width:
  - H0013: 380mm
  - H0020: 480mm
- Height: 50mm
- Height folded: 125mm
- Weight:
  - H0013: 7kg
  - H0020: 8.5kg
- Maximum Capacity: 113kg



### 'Up-Ya-Get' Telescopic Dog Ramp

- Model: H0043
- Material: Aluminium frame, plastic base
- Finish: High-grip coated walk surface
- Length: 1800mm
- Length retracted: 1000mm
- Width: 430mm
- Weight: 7kg
- Maximum Capacity: 90kg

# DOG & PET RAMPS



## Heeve 'Up-Ya-Get' Wooden Dog Ramp For Beds & Couches

- Models: H0016-CHA, H0016-NAV, H0016-GRA, H0017-CHA, H0017-NAV, H0017-GRA, H0026-CHA, H0026-NAV, H0026-GRA
- Colour Variants: Charcoal, Navy & Graphite
- Material: Strong Pinewood
- Finish: Super-grip anti-slip carpet surface
- Length:
  - H0016-CHA, H0016-NAV, H0016-GRA: 70cm
  - H0017-CHA, H0017-NAV, H0017-GRA: 100cm
  - H0026-CHA, H0026-NAV, H0026-GRA: 153cm
- Width: 40cm
- Adjustable heights:
  - H0016-CHA, H0016-NAV, H0016-GRA: 30cm & 40cm
  - H0017-CHA, H0017-NAV, H0017-GRA: 30cm, 40cm, 50cm, 60cm
  - H0026-CHA, H0026-NAV, H0026-GRA: 40cm, 50cm, 60cm, 70cm, 80cm & 90cm
- Weight:
  - H0016-CHA, H0016-NAV, H0016-GRA: 3kg
  - H0017-CHA, H0017-NAV, H0017-GRA: 4.5kg
  - H0026-CHA, H0026-NAV, H0026-GRA: 8kg
- Maximum capacity: 20kg



## Heeve 'Up-Ya-Get' Carry Bag for Standard Size Folding Aluminium Dog Ramp

- Model: H0004
- Protects and easily stores away the Heeve 'Up-Ya-Get' 1.8m Aluminium Folding Dog Ramp
- Manufactured with rugged polyester fabric
- Full-length zipper with two pulls provides easy loading
- Dual-strap handle
- Size: 94 x 113 x 40cm
- Colour: Black

**PROTECT YOURS AND YOUR DOGS  
BACKS FROM INJURY WITH SAFE  
SMART DOG RAMPS FROM HEEVE**





# WALK RAMPS

**HEEVE WALK RAMPS ARE HIGH-STRENGTH ALUMINIUM RAMPS THAT CAN BE USED WITHIN A NUMBER OF INDUSTRIES SUCH AS REMOVALISTS, COURIERS, MOBILE TRADES, HOSPITALITY, CARE & MOBILITY, CONSTRUCTION & MORE FOR VIRTUALLY ANY PURPOSE.**

The Heeve range of walk ramps are suitable for trolleys, dollies, wheelchairs, walking access, and ultimately any other wheeled use.

This range of multi-use loading ramps comes complete with a long connection plate and pin as well as a reinforced frame, giving the loading ramp the ability to support up to 400kg in weight.

Our aluminium walk ramps are dependable, can hold impressive weights, are lightweight and adaptable to suit varying loading heights and bearing surfaces: perfect for loading & unloading on the go.



#### 400kg Folding Walk Ramp

- Models: H0027, H0046 & H0015
- Material: Aluminium body with solid connection plate & pin
- Finish: High-grip aluminium traction surface
- Dimensions:
  - H0027: L1520mm x W780mm
  - H0046: L2150mm x W780mm
  - H0015: L2150mm x W1050mm
- Folded Dimensions:
  - H0027: L860mm x W780mm
  - H0046: L1160mm x W780mm
  - H0015: L1160mm x W1050mm
- Weight:
  - H0027: 18kg
  - H0046: 25kg
  - H0015: 32kg
- Side beam height offset: 8mm
- Side beam width: 25mm
- Maximum Capacity: 400kg



**COMPLETE WITH A LONG CONNECTION PLATE AND PIN AS WELL AS A REINFORCED FRAME, GIVING THE LOADING WALK RAMP THE ABILITY TO SUPPORT UP TO 400KG IN WEIGHT.**

# CONSTRUCTION & MACHINERY RAMPS

## HEEVE HEAVY-DUTY CONSTRUCTION & MACHINERY ALUMINIUM LOADING RAMPS ARE STRONG, LIGHTWEIGHT AND BUILT TO LAST.

Enhanced safety and performance features include smart rung design to promote superior grip for rubber tyres and tracks, raised sides for increased safety, a solid connection plate and zinc-coated pin & r-clip for positive connection when in use.

Load bobcats, mini-loaders, excavators, tractors and more efficiently and safely onto trucks and trailers with Heeve's heavy-duty loading ramps.



### 1.8-Tonne 3.2m x 380mm Aluminium Loading Ramps

- Model: H0006
- Rated load capacity Per Pair: 1.8-tonne
- Suited for: Rubber tracks & tyres
- Ramp weight per ramp: 25kg
- Ramp Length: 3.2m
- Internal track width: 320mm
- Ramp width: 380mm
- Ramp depth: 100mm
- Height up to: 1.2m
- Rung spacings: None
- Beam to rung offset/depth: 25mm



### 2.5-Tonne 2.3m x 380mm Aluminium Loading Ramps

- Model: H0007
- Rated load capacity Per Pair: 2.5-tonne
- Suited for: Rubber tracks & tyres
- Ramp weight per ramp: 18kg
- Ramp Length: 2.3m
- Internal track width: 320mm
- Ramp width: 380mm
- Ramp depth: 100mm
- Height up to: 1m
- Rung spacings: None
- Beam to rung offset/depth: 25mm



### 3-Tonne 3.2m x 380mm Aluminium Loading Ramps

- Model: H0019
- Rated load capacity Per Pair: 1.8-tonne
- Suited for: Rubber tracks & tyres
- Ramp weight per ramp: 30kg
- Ramp Length: 3.2m
- Internal track width: 320mm
- Ramp width: 380mm
- Ramp depth: 115mm
- Height up to: 1.2m
- Rung spacings: None
- Beam to rung offset/depth: 25mm

# CONSTRUCTION & MACHINERY RAMPS



## 4-Tonne 1.6m x 380mm Aluminium Loading Ramps

- Model: H0018
- Rated load capacity Per Pair: 4-tonne
- Suited for: Rubber tracks & tyres
- Ramp weight per ramp: 13kg
- Ramp Length: 1.6m
- Internal track width: 320mm
- Ramp width: 380mm
- Ramp depth: 100mm
- Height up to: 600mm
- Rung spacings: None
- Beam to rung offset/depth: 25mm



## 4-Tonne 1.2m x 380mm Aluminium Loading Ramps

- Model: H0125
- Rated load capacity Per Pair: 4-tonne
- Suited for: Rubber tracks & tyres
- Ramp weight per ramp: 10kg
- Ramp Length: 1.2m
- Internal track width: 320mm
- Ramp width: 380mm
- Ramp depth: 100mm
- Height up to: 200mm
- Rung spacings: None
- Beam to rung offset/depth: 25mm



**SOLID LOCKING PINS ENSURE YOUR MACHINE IS SECURE WHEN LOADING AND UNLOADING.**

# WAREHOUSE & ROADWAY

## HEEVE'S RANGE OF COMMERCIAL RUBBER PRODUCTS ARE HIGH-QUALITY, MADE FROM QUALITY MATERIALS AND BUILT TO LAST.

The Warehouse & Roadway range from Heeve consists of both solid moulded rubber products and recycled rubber products to suit a wide range of applications.

Made in Australia and customisable to almost any shape or size the Heeve recycled rubber range is limited only to the imagination, providing solutions to a wide range of industries.

With short manufacturing lead times, customisable shapes, a wide range of colour choices and consisting of 100% recycled truck tyres, Heeve's range of recycled rubber products is the smart choice for your needs.



### Cable/Hose Drop Over Hump

- Models: EVR-CPT-350x1000 & EVR-CPT-540x1000
- Material: Recycled rubber (Australian-made)
- Finish: Black & yellow non-slip rubber
- Dimensions:
  - EVR-CPT-350x1000: L1000mm x W350mm x H70mm
  - EVR-CPTL-540x1000: L1000mm W540mm x H105mm
- Channel size:
  - EVR-CPT-350x1000: 50mm x 90mm
  - EVR-CPTL-540x1000: 85 x 90mm
- Weight:
  - EVR-CPT-350x1000: 10kg
  - EVR-CPTL-540x1000: 28kg
- Installation: Key joint



### Hinged Lid Rubber Cable Protector - 2 Channel

- Model: H0131
- Material: Recycled solid rubber base & PVC lid cover
- Finish: Black & yellow non-slip rubber
- Dimensions: L1000mm x W250mm x H50mm
- 2-Channel size: W32 x H32mm
- Weight: 7.2kg
- Load Capacity: 15,000 kg
- Installation: Key joint



### Spill Barrier & Bunding

- Model: EVR-MSH
- Material: Recycled rubber (Australian-made)
- Finish: Black & yellow non-slip rubber
- Dimensions: L1485 x W150mm x H60mm
- Weight: 7kg
- Installation: Butt joint

# WAREHOUSE & ROADWAY



## Kerb Guard For Square Kerb & Channel

- Model: EVR-KG
- To suit kerb up to 150mm high x 100mm deep
- Material: Recycled rubber (Australian-made)
- Finish: Black & yellow non-slip rubber
- Dimensions: L1000mm
- Weight: 42kg
- Installation: Butt joint



## Car Loading Ramps

- Models: EVR-CR-1:10-1000x100, EVR-CR-1:10-1200x120, EVR-CR-1:10-1400x140 & EVR-CR-1:10-1600x160
- Material: Recycled rubber (Australian-made)
- Finish: Black non-slip rubber
- Dimensions:
  - EVR-CR-1:10-1000x100: L1000 x W300mm x H100mm
  - EVR-CR-1:10-1200x120: L1200 x W300mm x H120mm
  - EVR-CR-1:10-1400x140: L1400 x W300mm x H140mm
  - EVR-CR-1:10-1600x160: L1600 x W300mm x H160mm
- Weight:
  - EVR-CR-1:10-1000x100: 12kg (per ramp)
  - EVR-CR-1:10-1200x120: 17kg (per ramp)
  - EVR-CR-1:10-1400x140: 24kg (per ramp)
  - EVR-CR-1:10-1600x160: 31kg (per ramp)



## Anti-Fatigue Floor Mat

- Models: EVR-AF 680, EVR-AF 900, EVR-AF 9/12 & EVR-AF 1500
- Material: Recycled rubber (Australian-made)
- Finish: Black non-slip rubber
- Dimensions:
  - EVR-AF 680: L680mm x W450mm x H10mm
  - EVR-AF 900: L600mm x W900mm x H10mm
  - EVR-AF 9/12: L1200mm x W900mm x H10mm
  - EVR-AF 1500: L1000mm x W1500mm x H10mm



## Traffic Speed Hump

- Model: EVR-SHT
- Material: Recycled rubber (Australian-made)
- Finish: Black & yellow non-slip rubber
- Dimensions: L1500mm x W350mm x H60mm
- Weight: 27kg
- Installation: Butt joint with bolt holes

# WAREHOUSE & ROADWAY



## Wheel Stop

- Models: EVR-PK 800 & EVR-PK 165
- Material: Recycled rubber (Australian-made)
- Finish: Black & yellow non-slip rubber
- Dimensions:
  - EVR-PK 800: L800mm x W100mm x H120mm
  - EVR-PK 800: L1650mm x W100mm x H120mm
- Weight:
  - EVR-PK 800: 10kg
  - EVR-PK 165: 17kg
- Installation: Butt joint with bolt holes



## Kerb Ramp 1m Sections for Rolled-Edge Kerb

- Model: EVR-RRKR-1M
- Material: Recycled rubber (Australian-made)
- Finish: Black non-slip rubber
- Dimensions: L1000mm x W390mm x H55mm
- Channel size: 90mm
- Weight: 10kg
- Installation: Butt joint



## Kerb Ramp 1.2m Sections for Rolled-Edge Kerb

- Model: H0118
- Material: Solid rubber
- Finish: Black non-slip rubber with reflective yellow strips
- Dimensions: L1230mm x W410mm x H60mm
- Channel size: 30mm x 50mm
- Weight: 22kg
- Installation: Bolt-together or fix to ground



## Kerb Ramp Bend for Curved Rolled-Edge Kerb

- Model: H0134
- For use with H0118 to bend around curved kerbs
- Material: Solid rubber
- Finish: Black non-slip rubber with reflective yellow strips
- Dimensions: L250/230mm x W410mm x H60mm
- Channel size: 30mm x 50mm
- Weight: 4.5kg
- Installation: Bolt-together or fix to ground

# WAREHOUSE & ROADWAY



## Premium Driveway Rubber Kerb Ramp Kit for Rolled-Edge Kerb

- Models: H0128, H0129 & H0130
- Available in 3.6m or 4.8m driveway kits
- Each piece is 1.2m and joins together via bolts supplied
- Material: Solid rubber
- Finish: Black non-slip rubber
- Dimensions: L1200mm x W410mm x H60mm
- Channel size: 30mm x 50mm
- Weight: 20kg each piece
- Installation: Bolt-together

3.6 m



4.8 m



Add one or more 1.2m **Centre Module** for wider driveways



**THIS RAMP SYSTEM OFFERS YOU  
COMFORT WITHOUT PROTRUDING  
INTO THE ROADWAY**

# CONTAINER RAMPS

## HEEVE CONTAINER RAMPS ENABLE SAFE AND EASY LOADING AND UNLOADING OF STANDARD SHIPPING CONTAINERS FOR TROLLEYS, VEHICLES AND FORKLIFTS.

With the use of Heeve Container ramps, ground-based shipping containers can be accessed via forklift, pallet truck or foot by placing the ramp at the doorway of the shipping container.

The container ramp lip sits inside the shipping container and allows a smooth non-slip transition from the container floor height to the ground height.



### Economy-Series 6-Tonne Forklift Container Ramp

- Model: H0110
- Material: Steel
- Finish: Blue
- Capacity: 6,000kg
- Unit Weight: 176kg
- Width: 2200mm
- Length: 1250mm
- Height: 160mm



### Long-Series 6.5-Tonne Forklift Container Ramp

- Models: H0111
- Material: Steel
- Finish: Blue
- Capacity: 6,500kg
- Unit Weight: 295kg
- Width: 2200mm
- Length: 1800mm
- Height: 160mm



### Pro-Series 8-Tonne Forklift Container Ramp

- Models: H0113
- Material: Steel
- Finish: Blue
- Capacity: 8000kg
- Unit Weight: 295kg
- Width: 2000mm
- Length: 1500mm
- Height: 160mm



# CONTAINER RAMPS



## Industrial-Series Forklift Container Ramp

- Models: H0112, H0014 & H0016
- Material: Steel
- Finish: Blue
- Capacity:
  - H0112: 8,000kg
  - H0114: 10,000kg
  - H0116: 12,000kg
- Unit Weight: 295kg - 300kg
- Width: 2000mm
- Length: 1500mm
- Height: 160mm



## 4-Tonne 1.2m x 380mm Aluminium Loading Ramps

- Model: H0125
- Rated load capacity Per Pair: 4-tonne
- Suited for: Rubber tracks & tyres
- Ramp weight per ramp: 10kg
- Ramp Length: 1.2m
- Internal track width: 320mm
- Ramp width: 380mm
- Ramp depth: 100mm
- Height up to: 200mm
- Rung spacings: None
- Beam to rung offset/depth: 25mm



**SELF-SUPPORTING CONTAINER RAMPS MEAN YOUR RAMP AND FORKLIFT WEIGHT IS EVENLY DISTRIBUTED - NOT RESTING ON THE CONNECTION PLATE.**

# CONTACT US TODAY



## ORDER HEEVE PRODUCTS



Ramp Champ

[rampchamp.com.au](http://rampchamp.com.au)

1300 913 047

[sales@rampchamp.com.au](mailto:sales@rampchamp.com.au)

Mailing address: Suite No. 162, 7 /225, Lonsdale Street, Dandenong, VIC 3175

## ANY RAMP ANYWHERE IN AUSTRALIA

Domestic shipping anywhere in Australia. Government and bulk orders are welcome with credit terms available.

## WHOLESALE ENQUIRIES WELCOME

Physical brick-and-mortar store wholesale enquiries are welcome. Contact us and our team will get back to you with information on how Heeve can help increase customer satisfaction and business revenue.

# CUSTOM RAMP SKETCH

