

# Kerb Plate



## Product Features:

- Bridge Kerbs and Deep Driveway cross overs
- Heavy-duty 6mm and 10mm checker plate options
- Hot dip galvanised for longevity
- Textured finish for enhanced grip
- Up to 3.5 tonne load rating per axle
- Up to 1750kg load rating per wheel

**With 3 variations of kerb plates to suit a wide range of wheels and vehicles, crossing over deep driveways and navigating kerbs just got a whole lot easier!**

Consisting of 6mm checker plate (KP4129-G & KP4180-G) & 10mm checker plate (KP6074-G) these heavy-duty kerb plates can support up to 1.5 tonne, 2.5 tonne and 3.5 tonne per axle. Use singularly for wheelbarrows, mowers, wheelchairs, and motorcycles. Use in pairs for cars, boats, forklifts, and trucks.

Our smallest kerb plate KP4129-G is designed to be easily lifted, transported, and stored in caravans, boats, and cars; it is the ideal choice for an easy-to-carry portable ramp. The mid to large kerb plates can accommodate Utility Carts, Warehouse Trolleys, and Wheelchairs with just one ramp. When used in pairs they allow Cars, Caravan, Boats, Trailers, and even medium sized Trucks to ascend kerbs and cross dipped driveways.

## Load Ratings

	Single Ramp	Pair of Ramps	Load Rating	Fixing holes
<b>KP4129-G</b>	Wheelbarrow, Mower, Motorcycle	Car, Caravan, Boat, Trailer	Maximum 1.5 tonne per axle or 750kg per wheel	No fixing holes

	Single Ramp	Pair of Ramps	Load Rating	Fixing holes
<b>KP4180-G</b>	Wheelbarrow, Mower, Motorcycle, Trolleys, Utility Carts, Wheelchair	Car, Caravan, Boat, Trailer, Forklift	Maximum 2.5 tonne per axle or 1250kg per wheel	Six pre-drilled 12mm mounting holes to allow the plate to be fixed in place
<b>KP6074-G</b>	Wheelbarrow, Mower, Motorcycle, Trolleys, Utility Carts, Wheelchair	Car, Caravan, Boat, Trailer, Forklift, Motorhome, Light to Medium Trucks	Maximum 3.5 tonne per axle or 1750kg per wheel	No fixing holes

Part Numbers    Technical Specifications    Case Studies    Just Ask


## Kerb Plate






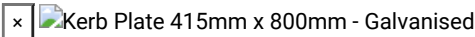
Sort By:

Name A to Z ▼

1 to 3 of 3 results

Code	Image	Product Name	Stock Level
KP4129-G		<a href="#">Kerb Plate 410mm x 290mm - Galvanised</a>	<a href="#">Login For Price</a>

  Kerb Plate 410mm x 290mm - Galvanised

Code	Image	Product Name	Stock Level
KP4180-G		<a href="#">Kerb Plate 415mm x 800mm - Galvanised</a>	<a href="#">Login For Price</a>
			

KP6074-G		<a href="#">Kerb Plate 600mm x 740mm - Galvanised</a>	<a href="#">Login For Price</a>
			

1 to 3 of 3 results

Sort By:

Name A to Z

<b>Description:</b>	Heavy steel kerb plate
<b>Operation:</b>	Use singularly or in pairs for vehicle
<b>Construction:</b>	6mm steel checker plate
<b>Capacity:</b>	Vehicles to 5 tonnes (2.5 tonnes per axle)
<b>Weight:</b>	17kgs per unit
<b>Finish:</b>	Hot dip galvanised

[Can you help stop my car from scraping when I enter/exit my steep downward driveway that leads into my garage?](#)

[Can I install kerb ramps permanently in my gutter?](#)

**!** We are currently compiling a list of additional services that might apply to this product.

## Related Products:



Trolley Ramp Medium Duty.



Kerb Ramps - Hi-Vis



Portable Trolley Ramp PTR1



Kerb Ramps - Black



Portable Trolley Ramp PTR2