

# ECHODECO® WOODGRAIN TILES

Price Effective - September 19, 2022

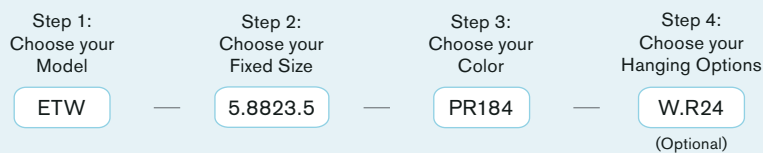


## STRONG AND SILENT

Enhance the ambiance of your space while effectively managing noise. Acoustic EchoDeco® Woodgrain Tiles bring a touch of sophistication, providing both style and sound balancing benefits. From various shapes and sizes to solid colors and captivating woodgrain patterns, our Acoustic EchoDeco® Woodgrain Tiles offer you the perfect opportunity to find that ideal look you've been searching for.

- Tiles are sold in sets, quantities vary with size
- Tiles thickness — 3/8" (9mm) with NRC rating of 0.85
- Available in 5 Woodgrain patterns
- Available in 26 solid colors
- Hanging options: removable adhesive system or permanently mounted using standard construction adhesive (sold separately)
- Made in the USA
- Custom sizes and shapes available

### How to build your SKU:



## ECHODECO® WOODGRAIN TILES

| Model   | Fixed Size & Set Qty  | Color   | Hanging Options (Optional)   |
|---|---|---|--|
| ETW EchoDeco® Woodgrain Tiles<br>(Sold in Sets) | <a href="#">Plank 23.5"w x 5.88"h - Set of 8 Tiles</a><br><a href="#">Plank 5.88"w x 23.5"h - Set of 8 Tiles</a><br><a href="#">Plank 23.5"w x 11.75"h - Set of 8 Tiles</a><br><a href="#">Plank 11.75"w x 23.5"h - Set of 8 Tiles</a><br><a href="#">Square 23.5"w x 23.5"h - Set of 8 Tiles</a><br><a href="#">Square 47"w x 47"h - Set of 2 Tiles</a><br><a href="#">Rectangle 47"w x 23.5"h - Set of 4 Tiles</a><br><a href="#">Rectangle 23.5"w x 47"h - Set of 4 Tiles</a><br><a href="#">Rectangle 70.5"w x 35.25"h - 1 Tile</a> | <a href="#">P1_ EchoScape™ 3/8" (9mm)</a><br><a href="#">PR_ EchoScape™ Woodgrain</a> | <a href="#">W.R_ Adhesive removable mount</a><br>(Qtys vary with size) |

**ECHODECO® WOODGRAIN TILES**  
**MATERIAL THICKNESS 3/8" (9MM)**

| Shape     | Width<br>(Woodgrain runs along Width) | Height | Set Qty | List Price Per Set (Solid Colors) | List Price Per Set (Woodgrain Patterns) | Adhesive Removable Strips (Qty per Set) | Adhesive Removable Strips List Price | Weight Per Set (lbs) | Acoustic Material Square Footage Per Set |
|-----------|---------------------------------------|--------|---------|-----------------------------------|---|---|--------------------------------------|----------------------|--|
| Plank     | 23.5"                                 | 5.88"  | 8       | \$310                             | \$345                                   | WR.24                                   | +\$75                                | 3                    | 8 sq. ft.                                |
| Plank     | 5.88"                                 | 23.5"  | 8       | \$310                             | \$345                                   | WR.24                                   | +\$75                                | 3                    | 8 sq. ft.                                |
| Plank     | 23.5"                                 | 11.75" | 8       | \$455                             | \$525                                   | WR.32                                   | +\$100                               | 6                    | 16 sq. ft.                               |
| Plank     | 11.75"                                | 23.5"  | 8       | \$455                             | \$525                                   | WR.32                                   | +\$100                               | 6                    | 16 sq. ft.                               |
| Square    | 23.5"                                 | 23.5"  | 8       | \$687                             | \$802                                   | WR.48                                   | +\$150                               | 12                   | 31 sq. ft.                               |
| Square    | 47"                                   | 47"    | 2       | \$687                             | \$802                                   | WR.32                                   | +\$100                               | 12                   | 31 sq. ft.                               |
| Rectangle | 47"                                   | 23.5"  | 4       | \$687                             | \$802                                   | WR.32                                   | +\$100                               | 12                   | 31 sq. ft.                               |
| Rectangle | 23.5"                                 | 47"    | 4       | \$687                             | \$802                                   | WR.32                                   | +\$100                               | 12                   | 31 sq. ft.                               |
| Rectangle | 70"                                   | 35.25" | 1       | \$687                             | \$802                                   | WR.16                                   | +\$50                                | 7                    | 18 sq. ft.                               |

**MOUNTING OPTION**



**COMMAND™ STRIP WALL ADHESIVE**

COMMAND™ STRIP WALL ADHESIVE CAN BE USED ON THE FOLLOWING SURFACES: PAINTED, STAINED OR VARNISHED WOOD, GLASS, TILE, PAINTED CINDER BLOCK, PLASTER, METAL, AND PAINTED WALLBOARD.

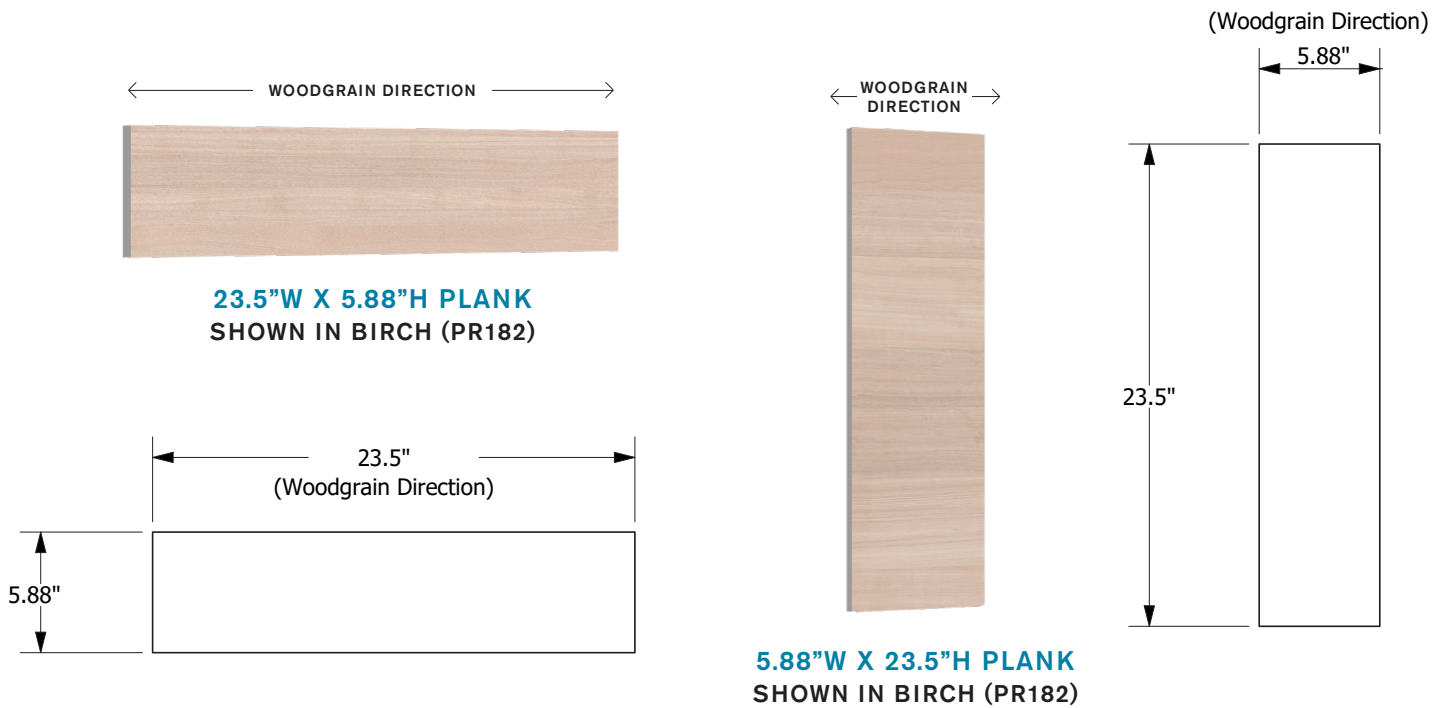
**PRESS LOCK ADHESIVE STRIP**

PRESS LOCK ADHESIVE ATTACHES TO PRODUCT WITH ADHESIVE AND TWO SCREWS (SCREW INSTALLATION REQUIRED)

**ADHESIVE REMOVABLE STRIPS (W.R)**



**23.5"W X 5.88"H PLANKS & 5.88"W X 23.5"H PLANKS**  
SHOWN IN BIRCH (PR182) & WALNUT (PR183)






**23.5"W X 11.75"H PLANKS & 11.75"W X 23.5"H PLANKS**  
SHOWN IN BIRCH (PR182) & MAHOGANY (PR184)

← WOODGRAIN DIRECTION →



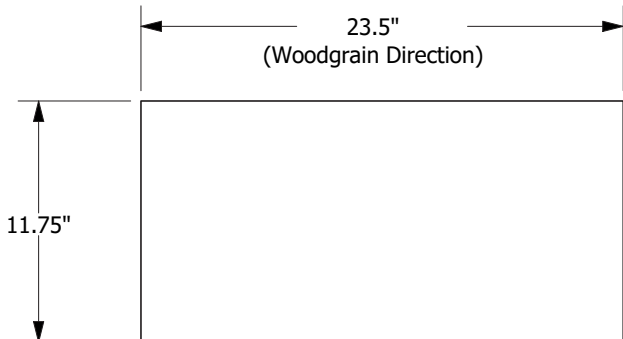
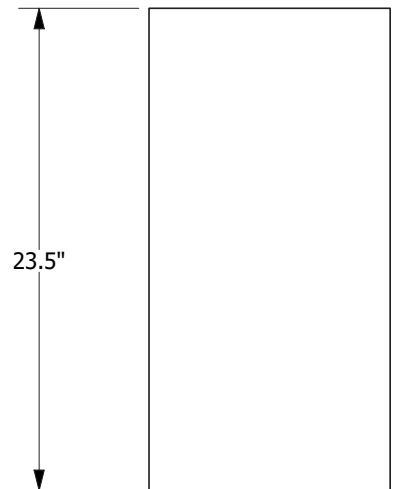
**23.5"W X 11.75"H PLANK**  
SHOWN IN MAHOGANY (PR184)

← WOODGRAIN DIRECTION →



**11.75"W X 23.5"H PLANK**  
SHOWN IN MAHOGANY (PR184)

← 11.75" →  
(Woodgrain Direction)





**23.5"W X 23.5"H SQUARES**

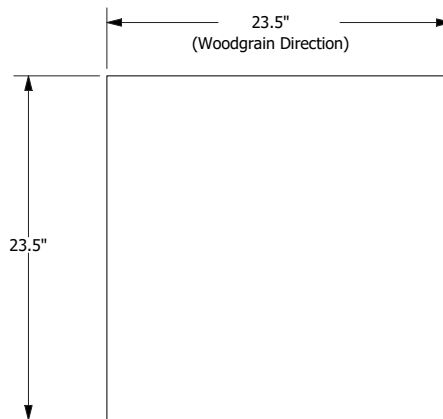
SHOWN IN BIRCH (PR182), MAHOGANY (PR184) & GRAPHITE GREY (PR181)

← WOODGRAIN DIRECTION →



**23.5"W X 23.5"H SQUARE**

SHOWN IN GRAPHITE GREY (PR181)



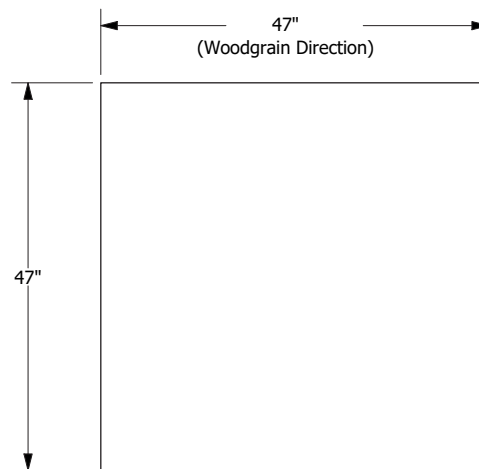


**47"W X 47"H SQUARES**  
SHOWN IN WALNUT (PR183) & MAHOGANY (PR184)

← WOODGRAIN DIRECTION →



**47"W X 47"H SQUARE**  
SHOWN IN WALNUT (PR183)



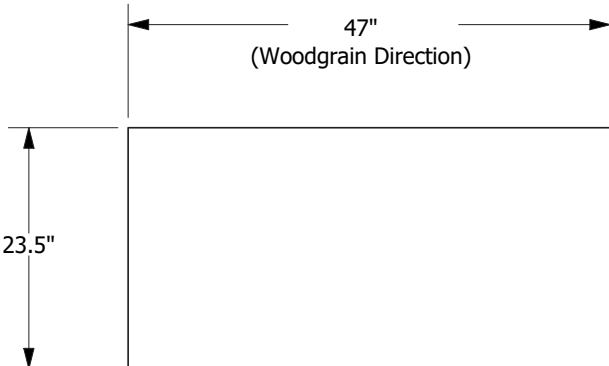


**47"W X 23.5"H RECTANGLES & 23.5"W X 47"H RECTANGLES**  
SHOWN IN SNOW (P114) & CLASSIC GREY (PR180)

← WOODGRAIN DIRECTION →



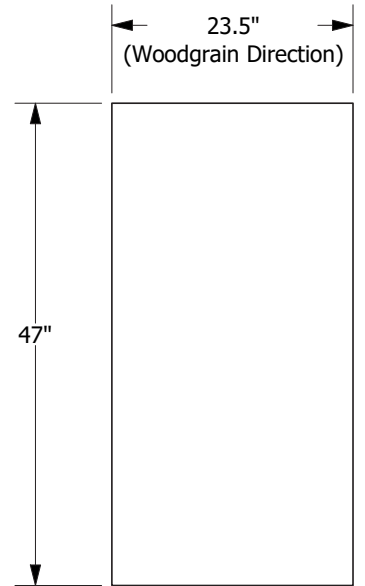
**47"W X 23.5"H RECTANGLE**  
SHOWN IN CLASSIC GREY (PR180)



← WOODGRAIN DIRECTION →




**23.5"W X 47"H RECTANGLE**  
SHOWN IN CLASSIC GREY (PR180)





**70.5"W X 35.25"H RECTANGLES**  
SHOWN IN CLASSIC GREY (PR180) & GRAPHITE GREY (PR181)


← WOODGRAIN DIRECTION →



**70.5"W X 35.25"H RECTANGLE**  
SHOWN IN GRAPHITE GREY (PR181)



ECHOSCAPE™ 3/8" (9MM)



ECHOSCAPE® WOODGRAIN PATTERNS 3/8" (9MM)

Woodgrain pattern runs horizontal

