

# ECHODECO™ BAFFLES

Price Effective - January 1, 2022

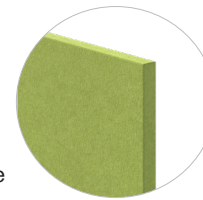


Wave 1 - Progressed (W1P) in Sunflower  
Shown 72"W x 48"D


## Quiet, Balanced and Airy

Finetune acoustics in your workspace with EchoDeco Baffles. Create an overhead statement that clarifies sound and reduces reverberation. NRC rated, acoustic EchoDeco Baffles are an easy solution to absorb noise in your environment, without taking up valuable space.

- Baffle material thickness - 3/8" (9mm), with an NRC rating of 0.85 - available in 19 colors
- Baffle material thickness - 3/4" (18mm), with an NRC rating of 0.90 - available in 8 colors
- Multiple designs and sizes available to fit most ceilings
- Baffle panels available in small, medium and large (see max and min height)
- Rails constructed using lightweight aluminum extrusion - available in 2 colors
- Mounting hardware included for ACT grid ceilings. Optional permanent ceiling mount available
- Connect rail assembly for continuous baffle runs
- Made in the USA



ECHOSCAPE™  
3/8" (9MM)



ECHOSCAPE™  
3/4" (18MM)

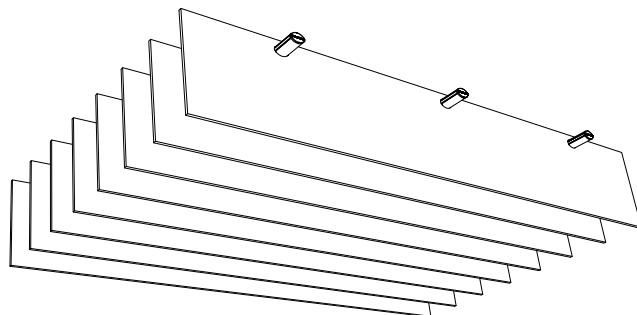
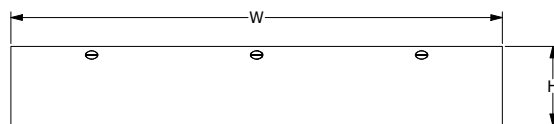
### How to build your SKU:

Step 1: Choose your Material Thickness	Step 2: Choose your Design	Step 3: Choose your Width and Depth	Step 4: Choose your Panel Max and Min Size (Varies by Design)	Step 6: Choose your Material Color	Step 7: Choose your Rail Color (Includes ACT Ceiling Mount)	Step 8: Add Permanent Ceiling Mount (Optional)
EBR18	W1U	9648	124	P101	B	P4

## ECHODECO™ BAFFLES

Material Thickness	Design	Width	Depth	Panel Height	Material Color	Rail Color	Additional Mounting (Optional)
EBR9	EchoScape™ 3/8" (9mm)	R	Rectangle	48"	48"	Max and Min Varies By Design	P1_ EchoScape™ 3/8 (9mm)
EBR18	EchoScape™ 3/4" (18mm)	A.5S	Angle .5 Same	60"	60"		P3_ EchoScape™ 3/4 (18mm)
	A.5A	Angle .5 Alternating	72"				P2 48"W
	A1D	Angle 1 Down	96"				P3 60"W-70"W
	A1U	Angle 1 Up					P4 96"W
	A1A	Angle 1 Alternating					
	A2D	Angle 2 Down					
	A2U	Angle 2 Up					
	A2A	Angle 2 Alternating					
	W.5S	Wave .5 Same					
	W.5A	Wave .5 Alternating					
	W1D	Wave 1 Down					
	W1U	Wave 1 Up					
	W1A	Wave 1 Alternating					
	W1P	Wave 1 Progressive					
	W2D	Wave 2 Down					
	W2U	Wave 2 Up					
	W2A	Wave 2 Alternating					
	W2P	Wave 2 Progressive					

# ECHODECO™ BAFFLES - RECTANGLE PANEL DESIGN



**RECTANGLE (R)**

**RECTANGLE (R) IN ASH (P100)  
SHOWN 72" W X 48" D**

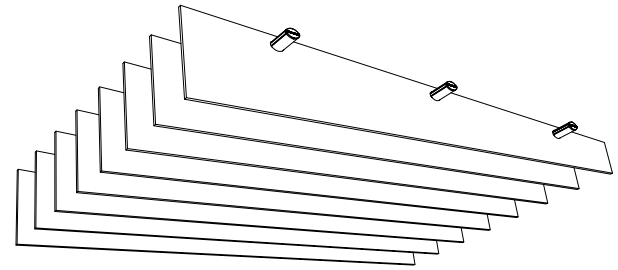
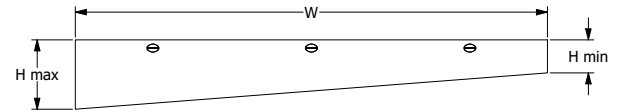
RECTANGLE DESIGN					EBR9 EchoScape™ 3/8" (9mm) (Includes ACT Ceiling Mount)	EBR9 Weight	EBR18 EchoScape™ 3/4" (18mm) (Includes ACT Ceiling Mount)	EBR18 Weight	Additional Permanent Ceiling Mount (Optional)	Price
Width	Depth	Panel Height	Quantity of Panels	Quantity of Mounting Rails						
48"	48"	8"	8	2	\$695	14	\$1,025	20	P2	+\$80
48"	48"	12"	8	2	\$805	18	\$1,195	27	P2	+\$80
48"	48"	15"	8	2	\$915	21	\$1,345	33	P2	+\$80
48"	60"	8"	10	2	\$840	17	\$1,250	25	P2	+\$80
48"	60"	12"	10	2	\$975	22	\$1,460	34	P2	+\$80
48"	60"	15"	10	2	\$1,100	26	\$1,640	41	P2	+\$80
60"	48"	8"	8	2	\$970	18	\$1,255	26	P3	+\$120
60"	48"	12"	8	2	\$1,145	23	\$1,495	35	P3	+\$120
60"	48"	15"	8	2	\$1,320	27	\$1,720	42	P3	+\$120
60"	60"	8"	10	3	\$1,170	23	\$1,530	33	P3	+\$120
60"	60"	12"	10	3	\$1,390	29	\$1,825	44	P3	+\$120
60"	60"	15"	10	3	\$1,605	34	\$2,105	53	P3	+\$120
72"	48"	8"	8	3	\$1,030	20	\$1,555	29	P3	+\$120
72"	48"	12"	8	3	\$1,215	26	\$1,835	41	P3	+\$120
72"	48"	15"	8	3	\$1,380	31	\$2,075	49	P3	+\$120
72"	60"	8"	10	3	\$1,250	25	\$1,905	37	P3	+\$120
72"	60"	12"	10	3	\$1,470	33	\$2,250	51	P3	+\$120
72"	60"	15"	10	3	\$1,685	39	\$2,545	62	P3	+\$120
96"	48"	8"	8	4	\$1,280	28	\$1,915	40	P4	+\$160
96"	48"	12"	8	4	\$1,485	36	\$2,230	55	P4	+\$160
96"	48"	15"	8	4	\$1,675	42	\$2,495	66	P4	+\$160
96"	60"	8"	10	4	\$1,545	34	\$2,335	50	P4	+\$160
96"	60"	12"	10	4	\$1,790	44	\$2,725	68	P4	+\$160
96"	60"	15"	10	4	\$2,030	52	\$3,060	82	P4	+\$160

NOTE:  
All pricing in USD

# ECHODECO™ BAFFLES - ANGLE PANEL DESIGNS



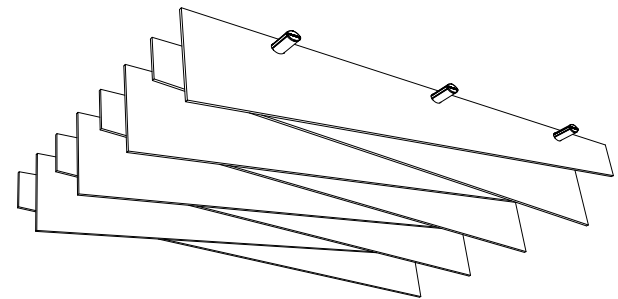
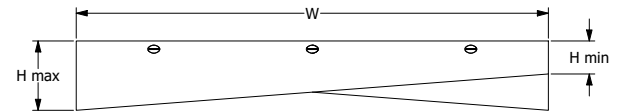
ANGLE .5 SAME (A.5S) IN PEAR (P103)  
SHOWN 72"W X 48"D



ANGLE .5 SAME (A.5A)

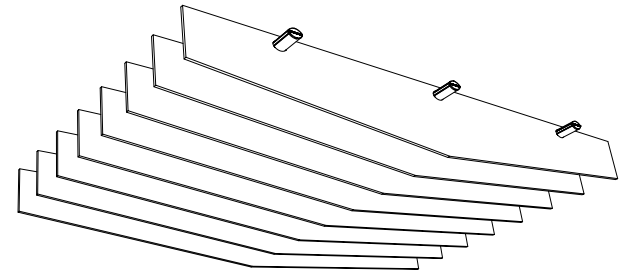
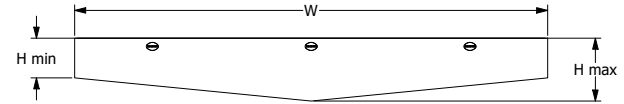


ANGLE .5 ALTERNATING (A.5A) IN CHARCOAL (P101)  
SHOWN 72"W X 48"D



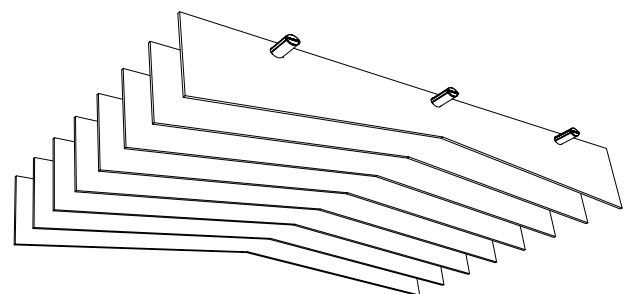
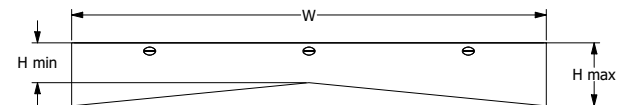
ANGLE .5 ALTERNATING (A.5A)

# ECHODECO™ BAFFLES - ANGLE PANEL DESIGNS



**ANGLE 1 DOWN (A1D)**

**ANGLE 1 DOWN (A1D) IN COBALT (P102)  
SHOWN 72"W X 48"D**



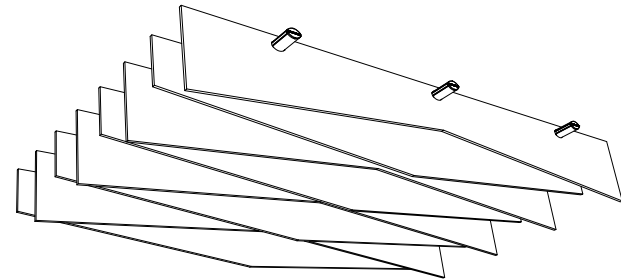
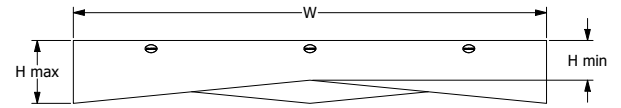
**ANGLE 1 UP (A1U)**

**ANGLE 1 UP (A1U) IN SANDSTONE (P104)  
SHOWN 72"W X 48"D**

# ECHODECO™ BAFFLES - ANGLE PANEL DESIGNS



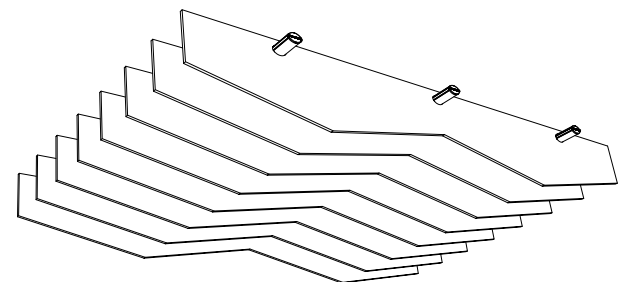
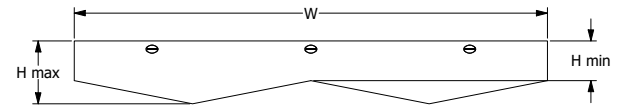
ANGLE 1 ALTERNATING (A1A) IN RUBY (P108)  
SHOWN 72"W X 48"D



ANGLE 1 ALTERNATING (A1A)



ANGLE 2 DOWN (A2D) IN AQUA (P115)  
SHOWN 72"W X 48"D

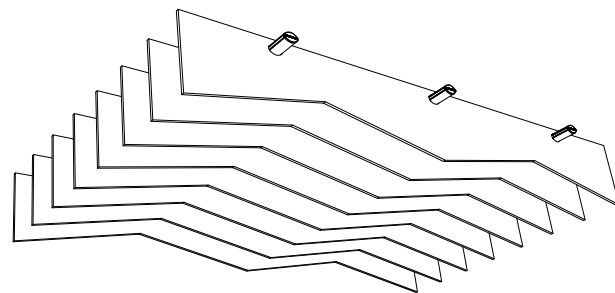
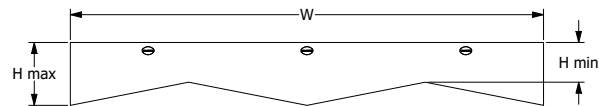


ANGLE 2 DOWN (A2D)

# ECHODECO™ BAFFLES - ANGLE PANEL DESIGNS



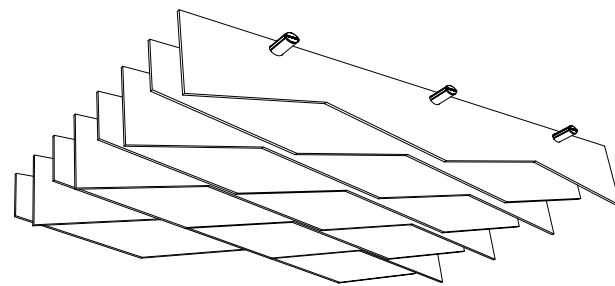
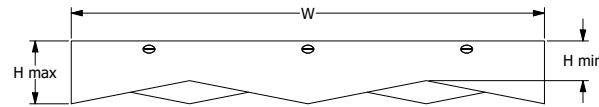
ANGLE 2 UP (A2U) IN MIDNIGHT (P119)  
SHOWN 72"W X 48"D



ANGLE 2 UP (A2U)



ANGLE 2 ALTERNATING (A2A) IN SPRUCE (P123)  
SHOWN 72"W X 48"D



ANGLE 2 ALTERNATING (A2A)

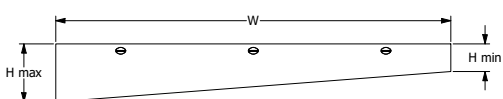
# ECHODECO™ BAFFLES - ANGLE PANEL DESIGNS

## ANGLE PANEL DESIGNS

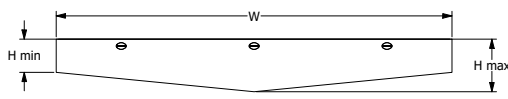
- Angle .5 Same (A.5S)
- Angle .5 Alternating (A.5A)
- Angle 1 Down (A1D)
- Angle 1 Up (A1U)
- Angle 1 Alternating (A1A)
- Angle 2 Down (A2D)
- Angle 2 Up (A2U)
- Angle 2 Alternating (A2A)



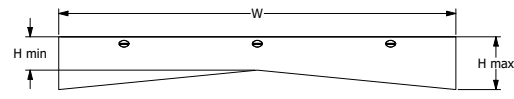
Width	Depth	Panel Height Max	Panel Height Min	Quantity of Panels	Quantity of Mounting Rails	EBR9 EchoScape™ 3/8" (9mm) (Includes ACT Ceiling Mount)	EBR9 Weight	EBR18 EchoScape™ 3/4" (18mm) (Includes ACT Ceiling Mount)	EBR18 Weight	Additional Permanent Mount (Optional)	Price
48"	48"	8"	4"	8	2	\$695	14	\$1,025	20	P2	+\$80
48"	48"	10"	6"	8	2	\$805	18	\$1,195	27	P2	+\$80
48"	48"	15"	9"	8	2	\$915	21	\$1,345	33	P2	+\$80
48"	60"	8"	4"	10	2	\$840	17	\$1,250	25	P2	+\$80
48"	60"	10"	6"	10	2	\$975	22	\$1,460	34	P2	+\$80
48"	60"	15"	9"	10	2	\$1,100	26	\$1,640	41	P2	+\$80
60"	48"	8"	4"	8	2	\$970	18	\$1,255	26	P3	+\$120
60"	48"	10"	6"	8	2	\$1,145	23	\$1,495	35	P3	+\$120
60"	48"	15"	9"	8	2	\$1,320	27	\$1,720	42	P3	+\$120
60"	60"	8"	4"	10	3	\$1,170	23	\$1,530	33	P3	+\$120
60"	60"	10"	6"	10	3	\$1,390	29	\$1,825	44	P3	+\$120
60"	60"	15"	9"	10	3	\$1,605	34	\$2,105	53	P3	+\$120
72"	48"	8"	4"	8	3	\$1,030	20	\$1,555	29	P3	+\$120
72"	48"	10"	6"	8	3	\$1,215	26	\$1,835	41	P3	+\$120
72"	48"	15"	9"	8	3	\$1,380	31	\$2,075	49	P3	+\$120
72"	60"	8"	4"	10	3	\$1,250	25	\$1,905	37	P3	+\$120
72"	60"	10"	6"	10	3	\$1,470	33	\$2,250	51	P3	+\$120
72"	60"	15"	9"	10	3	\$1,685	39	\$2,545	62	P3	+\$120
96"	48"	8"	4"	8	4	\$1,280	28	\$1,915	40	P4	+\$160
96"	48"	10"	6"	8	4	\$1,485	36	\$2,230	55	P4	+\$160
96"	48"	15"	9"	8	4	\$1,675	42	\$2,495	66	P4	+\$160
96"	60"	8"	4"	10	4	\$1,545	34	\$2,335	50	P4	+\$160
96"	60"	10"	6"	10	4	\$1,790	44	\$2,725	68	P4	+\$160
96"	60"	15"	9"	10	4	\$2,030	52	\$3,060	82	P4	+\$160



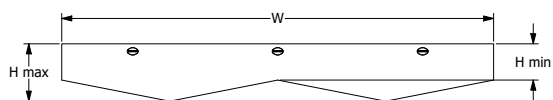
**ANGLE .5**



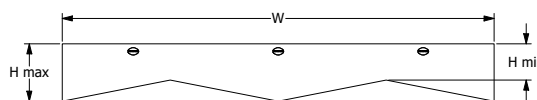
**ANGLE 1 DOWN**



**ANGLE 1 UP**



**ANGLE 2 DOWN**




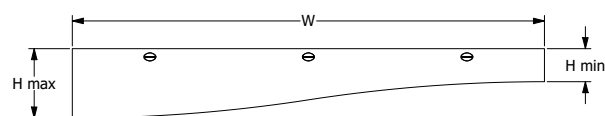
**ANGLE 2 UP**

NOTE:  
All pricing in USD

# ECHODECO™ BAFFLES - WAVE PANEL DESIGNS



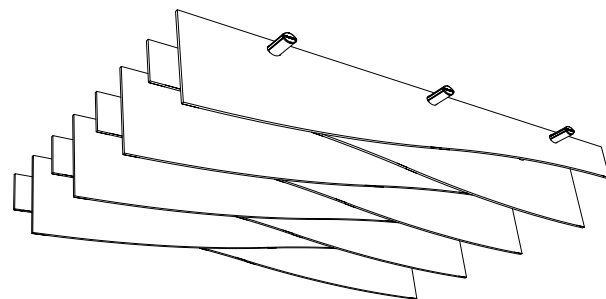
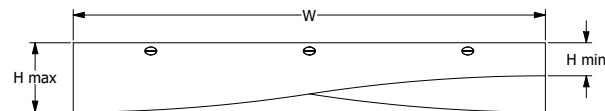
WAVE .5 SAME (W.5S) IN DENIM (P118)  
SHOWN 72"W X 48"D



WAVE .5 SAME (W.5S)



WAVE .5 ALTERNATING (W.5A) IN MOSS (P120)  
SHOWN 72"W X 48"D



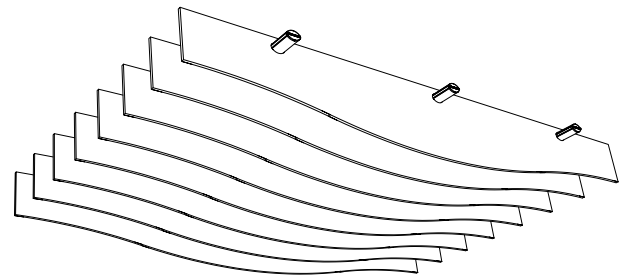
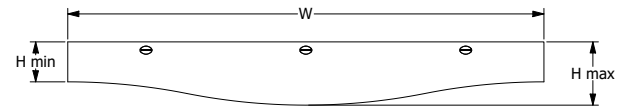
WAVE .5 ALTERNATING (W.5A)



# ECHODECO™ BAFFLES - WAVE PANEL DESIGNS



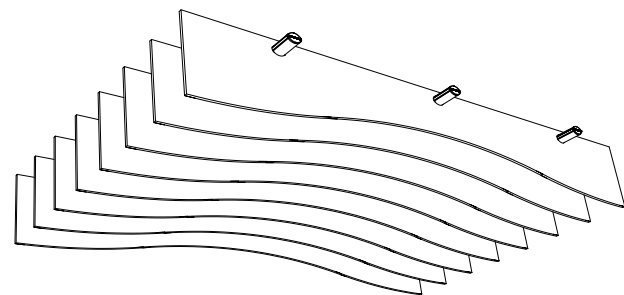
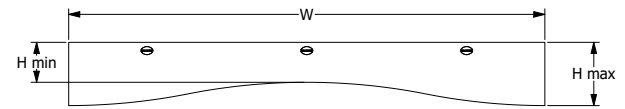
WAVE 1 DOWN (W1D) IN OAT (P116)  
SHOWN 72"W X 48"D



WAVE 1 DOWN (W1D)



WAVE 1 UP (W1U) IN SUNFLOWER (P111)  
SHOWN 72"W X 48"D

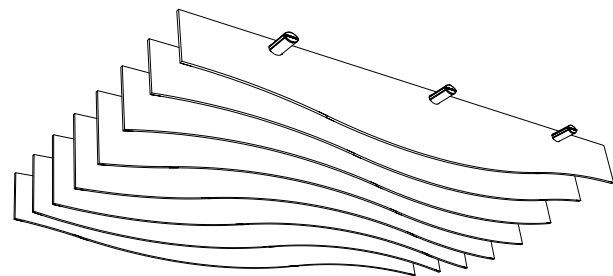
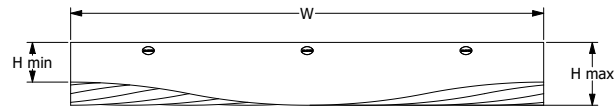


WAVE 1 UP (W1U)

# ECHODECO™ BAFFLES - WAVE PANEL DESIGNS



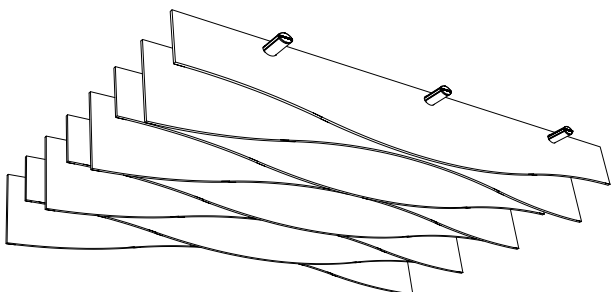
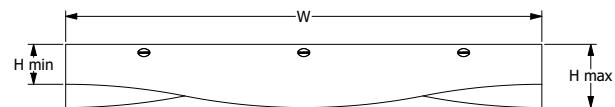
WAVE 1 PROGRESSIVE (W1P) IN SKY (P117)  
SHOWN 72"W X 48"D



WAVE 1 PROGRESSIVE (W1P)



WAVE 1 ALTERNATING (W1A) IN TANGERINE (P109)  
SHOWN 72"W X 48"D

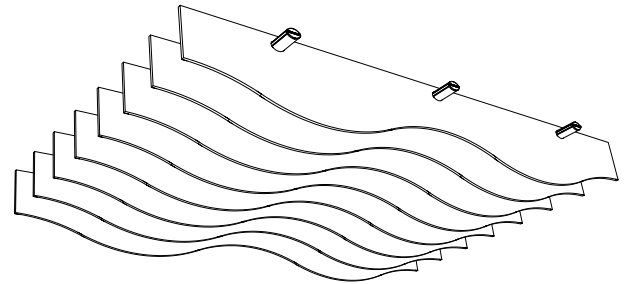
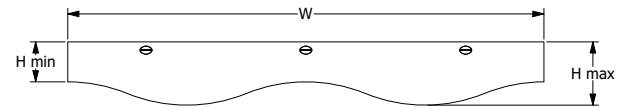


WAVE 1 ALTERNATING (W1A)

# ECHODECO™ BAFFLES - WAVE PANEL DESIGNS



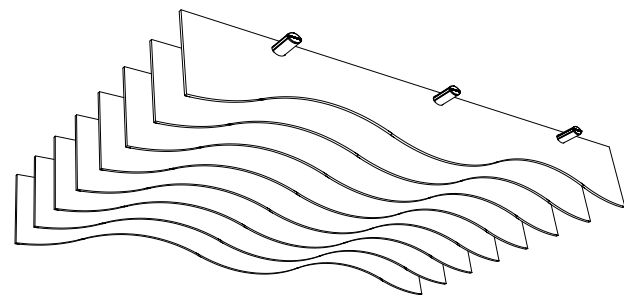
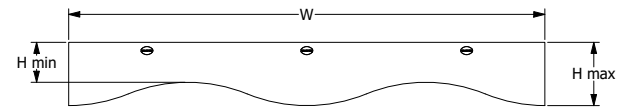
WAVE 2 DOWN (W2D) IN COCOA (P121)  
SHOWN 72"W X 48"D



WAVE 2 DOWN (W2D)



WAVE 2 UP (W2U) IN JET (P122)  
SHOWN 72"W X 48"D

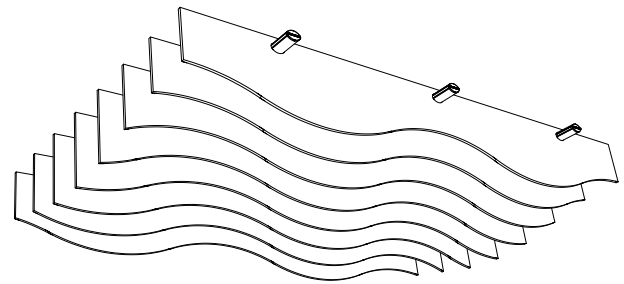
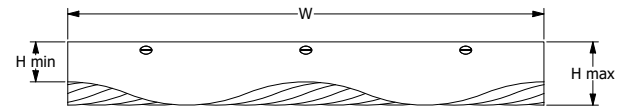


WAVE 2 UP (W2U)

# ECHODECO™ BAFFLES - WAVE PANEL DESIGNS



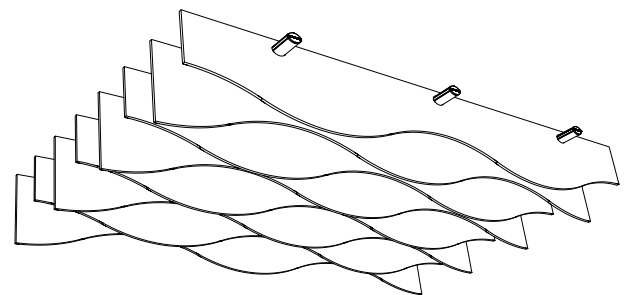
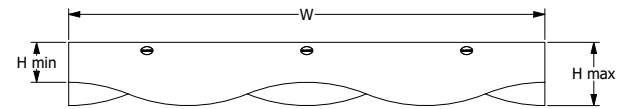
**WAVE 2 PROGRESSIVE (W2P) IN ASH (P100)**  
SHOWN 72"W X 48"D



**WAVE 2 PROGRESSIVE (W2P)**



**WAVE 2 ALTERNATING (W2A) IN ICED GREY (P106)**  
SHOWN 72"W X 48"D



**WAVE 2 ALTERNATING (W2A)**

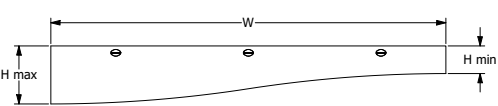
# ECHODECO™ BAFFLES - WAVE PANEL DESIGNS

## WAVE PANEL DESIGNS

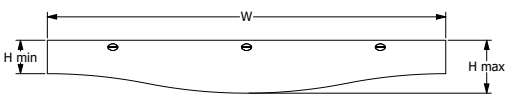
- Wave .5 Same (W.5S)
- Wave .5 Alternating (W.5A)
- Wave 1 Down (W1D)
- Wave 1 Up (W1U)
- Wave 1 Alternating (W1A)
- Wave 1 Progressive (W1P)
- Wave 2 Down (W2D)
- Wave 2 Up (W2U)
- Wave 2 Alternating (W2A)
- Wave 2 Progressive (W2P)



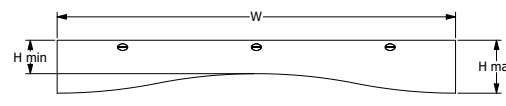
Width	Depth	Panel Height Max	Panel Height Min	Quantity of Panels	Quantity of Mounting Rails	EBR9 EchoScape™ 3/8" (9mm) (Includes ACT Ceiling Mount)	EBR9 Weight	EBR18 EchoScape™ 3/4" (18mm) (Includes ACT Ceiling Mount)	EBR18 Weight	Additional Permanent Mount (Optional)	Price
48"	48"	7"	5"	8	2	\$695	14	\$1,025	20	P2	+\$80
48"	48"	10"	6"	8	2	\$805	18	\$1,195	27	P2	+\$80
48"	48"	14"	10"	8	2	\$915	21	\$1,345	33	P2	+\$80
48"	60"	7"	5"	10	2	\$840	17	\$1,250	25	P2	+\$80
48"	60"	10"	6"	10	2	\$975	22	\$1,460	34	P2	+\$80
48"	60"	14"	10"	10	2	\$1,100	26	\$1,640	41	P2	+\$80
60"	48"	7"	5"	8	2	\$970	18	\$1,255	26	P3	+\$120
60"	48"	10"	6"	8	2	\$1,145	23	\$1,495	35	P3	+\$120
60"	48"	14"	10"	8	2	\$1,320	27	\$1,720	42	P3	+\$120
60"	60"	7"	5"	10	3	\$1,170	23	\$1,530	33	P3	+\$120
60"	60"	10"	6"	10	3	\$1,390	29	\$1,825	44	P3	+\$120
60"	60"	14"	10"	10	3	\$1,605	34	\$2,105	53	P3	+\$120
72"	48"	7"	5"	8	3	\$1,030	20	\$1,555	29	P3	+\$120
72"	48"	10"	6"	8	3	\$1,215	26	\$1,835	41	P3	+\$120
72"	48"	14"	10"	8	3	\$1,380	31	\$2,075	49	P3	+\$120
72"	60"	7"	5"	10	3	\$1,250	25	\$1,905	37	P3	+\$120
72"	60"	10"	6"	10	3	\$1,470	33	\$2,250	51	P3	+\$120
72"	60"	14"	10"	10	3	\$1,685	39	\$2,545	62	P3	+\$120
96"	48"	7"	5"	8	4	\$1,280	28	\$1,915	40	P4	+\$160
96"	48"	10"	6"	8	4	\$1,485	36	\$2,230	55	P4	+\$160
96"	48"	14"	10"	8	4	\$1,675	42	\$2,495	66	P4	+\$160
96"	60"	7"	5"	10	4	\$1,545	34	\$2,335	50	P4	+\$160
96"	60"	10"	6"	10	4	\$1,790	44	\$2,725	68	P4	+\$160
96"	60"	14"	10"	10	4	\$2,030	52	\$3,060	82	P4	+\$160



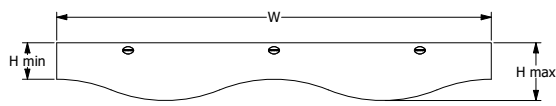
WAVE .5



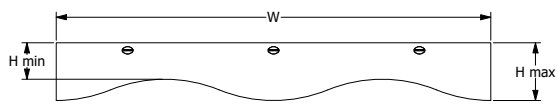
WAVE 1 DOWN



WAVE 1 UP

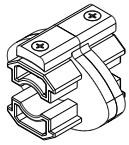


WAVE 2 DOWN



WAVE 2 UP

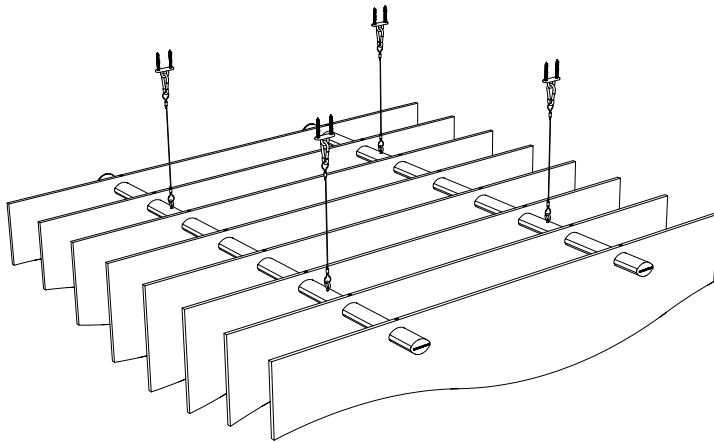
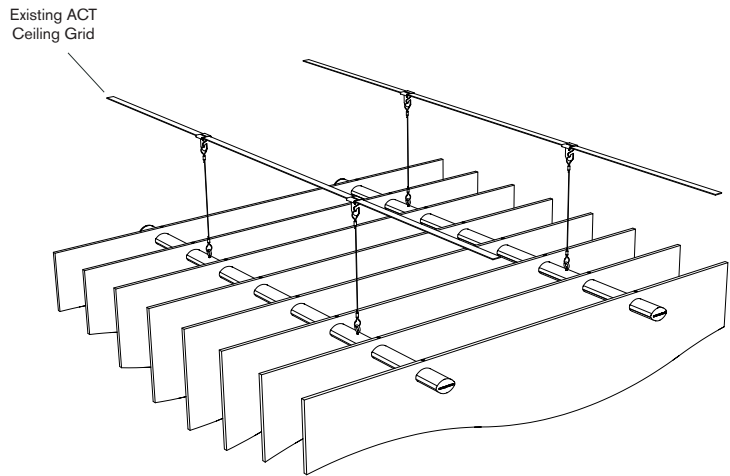
NOTE:  
All pricing in USD



**BAFFLE RAIL CONNECTOR**  
EBR-CONN

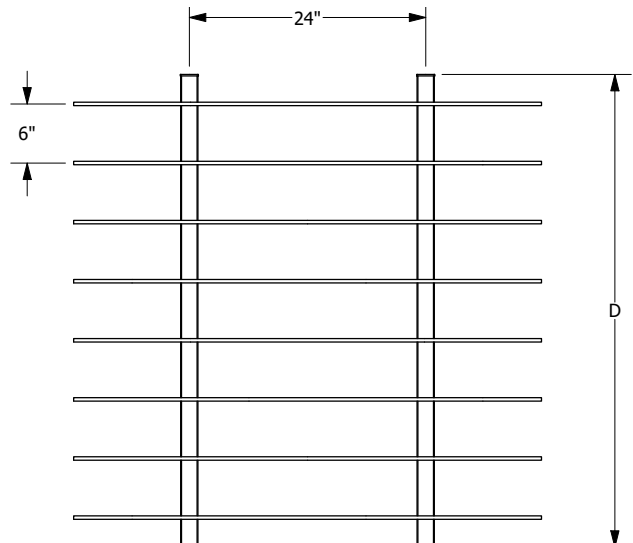
Baffle Rail Connector Set	SKU	Price
Baffle Rail Connector Set - Silver	EBR-CONN-S (2x)	\$50
Baffle Rail Connector Set - Black	EBR-CONN-B (2x)	\$50

**ACT CEILING MOUNT  
(INCLUDED)**



**PERMANENT CEILING MOUNT  
(OPTIONAL)**

**UNDERSIDE VIEW**



# MATERIAL OPTIONS

## ECHOSCAPE™ 3/8" (9MM)



Snow  
P114




Oat  
P116



Cocoa  
P121



Sunflower  
P111



Tangerine  
P109



Ruby  
P108



Aqua  
P115



Pear  
P103




Moss  
P120



Spruce  
P123



Sky  
P117



Denim  
P118



Cobalt  
P102



Midnight  
P119



Iced Grey  
P106



Ash  
P100



Slate  
P105



Charcoal  
P101



Jet  
P122

## ECHOSCAPE™ 3/4" (18MM)



Oat  
P316




Sandstone  
P304



Pear  
P303



Cobalt  
P302



Iced Grey  
P306



Ash  
P300



Slate  
P305



Charcoal  
P301