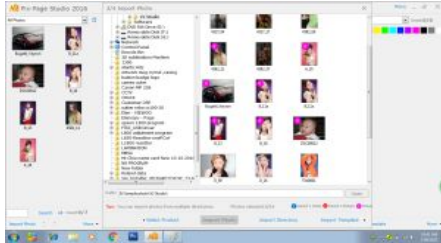


Photo Album Making Solution

1. Photo from customers



2. Photo Album Program



3. Inkjet Printing Machine --> Output --> Photos

a. Large Format

b. Small Format




OR



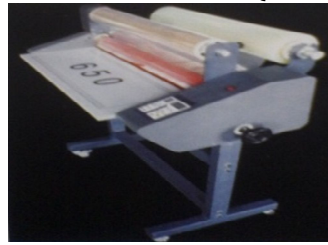
4. Cutter



5. Hot Laminator Machine (Both Side)



Laminator Machine(650mm)



OR

6. Manual Creasing






Auto Creasing & Folding



OR

7. Double Sided Adhesive PVC Sheets --> Output --> Photo --> Folding



8. Binding Machine



Manual Cold Pressing Machine



Pneumatic Cold Pressing Machine (Auto)




OR

Proses Manual Binding



Complete Binding



Cloth Protection



9. Complete Photo Book



Acrylic Board



10. Accessories Materials


Machine Embossing



a.Mould




b.Foil



c. Acrylic



Glass



OR

d.Angle Protection




e.Chrome Frame



f. No Shadow Glue (For Acrylic or Glass)



11) Photo Book Cover



SD-PU-3



SD-PU-6



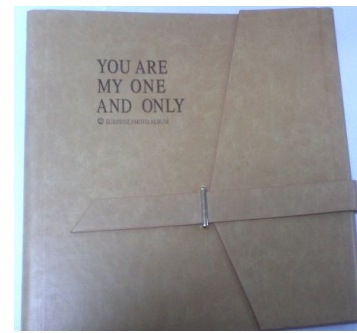
SD-PU-7



SD-PU-8




SD-PU-5



SD-PU-4



SD-PU-1



SD-PU-9

12. Photo Book Packaging/Casing



OR



+

|

|