




PRIME™

Unglazed Through Body Porcelain


Prime™ is an ultra-modern, rectified unglazed body match porcelain series, featuring a broad range of solid colors in a matte and polished finish.

Tiles



Gelo

12"x24" Matte P21PRIMGE1224M
 12"x12" Matte P21PRIMGE1212M
 12"x24" Polished P21PRIMGE1224P
 12"x12" Polished P21PRIMGE1212P




Papiro

12"x24" Matte P21PRIMPA1224M
 12"x12" Matte P21PRIMPA1212M
 12"x24" Polished P21PRIMPA1224P
 12"x12" Polished P21PRIMPA1212P



Prata

12"x24" Matte P21PRIMPR1224M
 12"x12" Matte P21PRIMPR1212M
 12"x24" Polished P21PRIMPR1224P
 12"x12" Polished P21PRIMPR1212P



Moka

12"x24" Matte P21PRIMMO1224M
 12"x12" Matte P21PRIMMO1212M
 12"x24" Polished P21PRIMMO1224P
 12"x12" Polished P21PRIMMO1212P



Estanho

12"x24" Matte P21PRIMES1224M
 12"x12" Matte P21PRIMES1212M
 12"x24" Polished P21PRIMES1224P
 12"x12" Polished P21PRIMES1212P




Metal

12"x24" Matte P21PRIMME1224M
 12"x12" Matte P21PRIMME1212M
 12"x24" Polished P21PRIMME1224P
 12"x12" Polished P21PRIMME1212P

Usages

Interior										Exterior												
Commercial Floor	Commercial Dining Floor	Residential Floor	Residential & Commercial Wall	Shower Wall	Shower Floor	Steam Shower	Kitchen Counter	Stove Area	Fireplace Facade	Covered Exterior Wall Freezing Climates	Covered Exterior Wall Non-Freezing Climates	Uncovered Exterior Wall Freezing Climate	Uncovered Exterior Wall Non-Freezing Climates	Covered Exterior Floor Freezing Climates	Covered Exterior Floor Non-Freezing Climates	Uncovered Exterior Floor Freezing Climate	Uncovered Exterior Floor Non-Freezing Climates	Pool Deck	Pool Waterline	Inside Pool	Spa / Hot Tub	UV/ Sun Exposure Sensitive
X		X	X	X	Mosaic Only	X	X	X	X	X	X	X	X						X	X	X	

Sizes & Trim		Technical Specifications								
Tile thickness could vary based on size. Larger format tiles will have a higher thickness.		Green Friendly; VOC None Recycled Content 0% Pre & Post-Consumer								
		Test Method	Abrasion Resistance C1027	Breaking Strength C648	Chemical Resistance C650	Water Absorption C373	DCOF Acutest Wet	Freeze-Thaw Cycling C1026	Scratch Hardness MOHS	Shade Variation Rating
12" x 24" 11.69" x 23.50"	12" x 12" 11.69" x 11.69"	Results	I	≥450 lbf	Resistant	<.5%	<.42	Resistant	5	V1

5/16" Thickness | Grout joint recommendation: 3/16" The beauty of high gloss or polished products may be susceptible to scratching that is more visible on the surface of the tile.