



FLOOR & WALL
COLLECTION

ACCESS II™

Glazed Porcelain

Access II™ brings the classic aesthetic of sandstone to life through dynamic patterning. High-definition swathes of color shift across the tile for visual movement. Cool tones in a matte finish lend an approachable sense of modernity.

4 Colors | 2 Sizes





Edge: Rectified
 Finish: Matte
 No. of faces: 4 (24"x47")
 16 (12"x24")



All Colors Available in Sizes 24"x47", 12"x24"

Mosaics



Path 2"x2" on 12"x12" Mesh

Route 2"x2" on 12"x12" Mesh

Tour 2"x2" on 12"x12" Mesh

Voyage 2"x2" on 12"x12" Mesh

Sizes & Trim		Thickness		Technical Specifications							
Tile thickness could vary based on size. Larger format tiles will have a higher thickness.		24"x47" - 10mm 12"x24" - 10mm		Test Method	Abrasion Resistance C1027	Breaking Strength C648	Chemical Resistance C650	Water Absorption C373	DCOF ANSI A137.1	Scratch Hardness MOHS	Shade Variation Rating
24"x47" 23.62"x47.24" 12"x24" 11.81"x23.62" 12"x12" Mesh 11.73"x11.73" 3"x12" Floor SBN											

Grout joint recommendation: 3/16" | Always consult a professional installer for proper usage outdoors.

Green Friendly: VOC None



ACTION™

Glazed Body Match Porcelain

Action™ uses high-definition printing to recreate veincut marble in a modern color palette with a beautiful polished finish. All colors are available in a matte finish in our Motion™ series.

2 Colors | 1 Size




Edge: Rectified
 Finish: Polished
 No. of faces: 24



All Colors Available in Size 11"x23"

The beauty of high gloss or polished products may be susceptible to scratching that is more visible on the surface of the tile.

Sizes & Trim Tile thickness could vary based on size. Larger format tiles will have a higher thickness.	Thickness	Technical Specifications							
 <p>11" x 23" 11.41" x 23.23"</p> <p>3" x 23" Floor SBN</p>	11" x 23" - 10mm	Test Method	Abrasion Resistance C1027	Breaking Strength C648	Chemical Resistance C650	Water Absorption C373	DCOF ANSI A137.1	Scratch Hardness MOHS	Shade Variation Rating
		Results	V	> 500 lbf	Resistant	≤ .50%	< .42	7	V2

Grout joint recommendation: 1/8"

Green Friendly: VOC None



ALBERO™

Glazed Ceramic

Albero™ skillfully incorporates the visual features of wood in glazed ceramic tile. Bringing to life the warmth and cozy feeling of natural wood, it is offered in natural earthy colors and a standard wood plank size.


4 Colors | 1 Size



Edge: Pressed
Finish: Matte
No. of faces: 8



All Colors Available in Size 8"x24"

SIZES & TRIM	THICKNESS	TECHNICAL SPECIFICATIONS							
		TEST METHOD	ABRASION RESISTANCE C1027	BREAKING STRENGTH C648	CHEMICAL RESISTANCE C650	WATER ABSORPTION C373	DCOF ANSI A137.1	SCRATCH HARDNESS MOHS	SHADE VARIATION RATING
 8"x24" 795"x23.70"	8"x24" - 8.6mm	Results	III	<250 lbf	Not Resistant	>7.0%	≥0.80	7	V2

Grout joint recommendation: 1/8"

Green Friendly: VOC None

ALPHA™


Glazed Ceramic

Alpha™ replicates the simple look of concrete in three colors and coordinating mosaics. A matte finish in various sizes enables flexible design solutions for floor and wall applications.

3 Colors | 2 Sizes



Silver



Ivory



Gray

Edge: Pressed
 Finish: Matte
 No. of faces: 18 (13"x13")
 9 (12"x24")

All Colors Available in Sizes 13"x13", 12"x24"

Mosaics



Silver 2"x2" on 13"x13" Mesh



Ivory 2"x2" on 13"x13" Mesh



Gray 2"x2" on 13"x13" Mesh

Sizes & Trim		Thickness		Technical Specifications								
Tile thickness could vary based on size. Larger format tiles will have a higher thickness.												
				Abrasion Resistance C1027	Breaking Strength C648	Chemical Resistance C650	Water Absorption C373	DCOF ANSI A137.1	Scratch Hardness MOHS	Shade Variation Rating		
13"x13" 13.07"x13.07"	12"x24" 11.81"x23.62"	13"x13" Mesh 13.11"x13.11"	3"x13" Floor SBN								13"x13" - 8mm 12"x24" - 11.2mm	Results

Grout joint recommendation: 3/16"

Green Friendly: VOC None

ANGELES™

Glazed Porcelain

Angeles™ celebrates the beauty of nature using high-definition graphic technology to mimic the unique gradations and variances found in natural wood.

3 Colors | 1 Size




ANGELES™

Edge: Pressed
Finish: Matte
No. of faces: 18



All Colors Available in Size 9"x47"

Sizes & Trim	Thickness	Technical Specifications						
<p>Tile thickness could vary based on size. Larger format tiles will have a higher thickness.</p>  <p>9" x 47" 9.17" x 47.24"</p>	9" x 47" - 10.5mm	Test Method Abrasion Resistance C1027	Breaking Strength C648	Chemical Resistance C650	Water Absorption C373	DCOF ANSI A137.1	Scratch Hardness MOHS	Shade Variation Rating
		Results III	≥ 300 lbf	Resistant	≤ .50%	≥ .60	7	V3

Grout joint recommendation: 3/16" | Always consult a professional installer for proper usage outdoors.

Green Friendly: VOC None

ANTHEM™

Glazed Ceramic

Anthem™ embodies the minimalist effects of limestone with abstract movement in a durable ceramic tile. Exploring the boundaries of what limestone-like shading can evoke, Anthem's earthy tones result in a cool, contemporary surface.

3 Colors | 3 Sizes





ANTHEM™

Edge: Pressed
Finish: Matte
No. of faces: 8



All Colors Available in Sizes 18"x18", 13"x23", 12"x12"

Mosaics



White 2"x2" on 12"x12" Mesh

Sand 2"x2" on 12"x12" Mesh

Gray 2"x2" on 12"x12" Mesh

Sizes & Trim		Thickness		Technical Specifications												
Tile thickness could vary based on size. Larger format tiles will have a higher thickness.		18"x18" - 8.4mm 13"x23" - 8.4mm 12"x12" - 8mm		Test Method Abrasion Resistance C1027	Breaking Strength C648	Chemical Resistance C650	Water Absorption C373	DCOF ANSI A137.1	Scratch Hardness MOHS	Shade Variation Rating						
18"x18" 17.60"x17.60"		13"x23" 12.68"x22.56"		12"x12" 12.28"x12.28"		12"x12" Mesh 12.28"x12.28"		3"x12" Floor SBN		Results: IV	≥ 250 lbf	Non-Resistant	> 5%	< .42	7	V2

Grout joint recommendation: 3/16"

Green Friendly: VOC None

ARCHIVE™

Glazed Porcelain

Archive™ is inspired by the structural movement of veincut marble. Bold lines and color variation bring heightened contrast to draw in the eye. Available in a matte finish in our Chronicle™ series.

2 Colors | 1 Size



Edge: Rectified
Finish: Polished
No. of faces: 16



All Colors Available in Size 11"x23"




Mosaics



Era 2"x2" on 12"x12" Mesh

Memoir 2"x2" on 12"x12" Mesh

The beauty of high gloss or polished products may be susceptible to scratching that is more visible on the surface of the tile.

SIZES & TRIM		THICKNESS		TECHNICAL SPECIFICATIONS						
Tile thickness could vary based on size. Larger format tiles will have a higher thickness.		11"x23" - 9.8mm		Test Method Abrasion Resistance C1027	Breaking Strength C648	Chemical Resistance C650	Water Absorption C373	DCOF ANSI A137.1	Scratch Hardness MOHS	Shade Variation Rating
 11"x23" 11.42" x 23.23"		 12"x12" Mesh 11.69" x 11.69"		 3"x23" Floor SBN		Resistant	≤ .50%	< .42	9	V2

Grout joint recommendation: 1/8"

Green Friendly: VOC None



BARN™
Glazed Porcelain

Barn™ embraces the simple beauty of rustic, painted wood planks in rich, natural colors. Look beyond your floors by adding this series to your walls, creating a unique space.

3 Colors | 1 Size



BARN™

Edge: Pressed
 Finish: Matte
 No. of faces: 8



All Colors Available in Size 6"x35"

Sizes & Trim Tile thickness could vary based on size. Larger format tiles will have a higher thickness.	Thickness 6"x35" - 10mm	Technical Specifications							
		Test Method	Abrasion Resistance C1027	Breaking Strength C648	Chemical Resistance C650	Water Absorption C373	DCOF ANSI A137.1	Scratch Hardness MOHS	Shade Variation Rating
		Results	IV	≥ 650 lbf	Resistant	≤ .50%	≥ .55	9	V3

Grout joint recommendation: 3/16" | Always consult a professional installer for proper usage outdoors.

Green Friendly: VOC None

BAUHAUS™


Glazed Porcelain

Bauhaus™ honors a design movement that continues to inspire today. The collection stresses the inherent beauty in geometry and simplicity, as well as the importance of quality materials. Subtle color gradations draw the eye and create a unique visual experience, whether on walls or on floors.

3 Colors | 4 Patterns | 2 Sizes





Edge: Rectified (8"x8")
 Pressed (Hex)
 Finish: Matte
 No. of faces: 10 (8"x8")
 Check Website (Plain Hex)
 10 (Arrow Hex)
 15 (Floral Hex)



All Colors Available in Size 8"x8"



All Hex Patterns Available in Size 9"x10"

Sizes & Trim		Thickness		Technical Specifications						
Tile thickness could vary based on size. Larger format tiles will have a higher thickness.		8"x8" - 8mm 9"x10" Hex - 9mm		Test Method Abrasion Resistance C1027	Breaking Strength C648	Chemical Resistance C650	Water Absorption C373	DCOF ANSI A137.1	Scratch Hardness MOHS	Shade Variation Rating
 8"x8" 7.87" x 7.87"		 9"x10" 9.06" x 10.47"		Results Check Website	Check Website	Check Website	Check Website	Check Website	Check Website	V2

Grout joint recommendation: Check Website



BEACH HOUSE™

Glazed Porcelain



Beach House™ is an ode to the beautiful biodiversity of the sweeping Amazon rainforest. Coordinate this breath-taking series with Beach Wood™ for a distinct look and rich detail.

3 Colors | 1 Size




BEACH HOUSE™

Edge: Rectified
Finish: Matte
No. of faces: 20



All Colors Available in Size 8"x34"

SIZES & TRIM	THICKNESS	TECHNICAL SPECIFICATIONS							
		TEST METHOD	ABRASION RESISTANCE	BREAKING STRENGTH	CHEMICAL RESISTANCE	WATER ABSORPTION	DCOF ANSI	SCRATCH HARDNESS	SHADE VARIATION RATING
Tile thickness could vary based on size. Larger format tiles will have a higher thickness.  <p>8" x 34" 8.15" x 34.17"</p>	8" x 34" - 10mm	IV	C1027	≥ 550 lbf	C650	≤ .50%	≥ .55	7	V4

Grout joint recommendation: 3/16"

Green Friendly: VOC None | Recycled Content 5% Pre-Consumer, 3% Post-Consumer



BEACH WOOD™

Glazed Porcelain



Beach Wood™ breathes life into contemporary surfaces in the form of wood look panels. Beach Wood™ consists of distinct wooden tones which evoke rich detail and texture across a variety of faces. Coordinate this series with Beach House™ for a distinct look and design.

3 Colors | 1 Size




BEACH WOOD™

Edge: Rectified
Finish: Matte
No. of faces: 20



All Colors Available in Size 8"x34"

Sizes & Trim Tile thickness could vary based on size. Larger format tiles will have a higher thickness.	Thickness 8"x34" - 10mm	Technical Specifications						
		Test Method Abrasion Resistance C1027	Breaking Strength C648	Chemical Resistance C650	Water Absorption C373	DCOF ANSI A137.1	Scratch Hardness MOHS	Shade Variation Rating
 8"x34" 8.15"x34.17"		IV	≥ 550 lbf	Resistant	≤ .50%	≥ .55	7	V4

Grout joint recommendation: 3/16"

Green Friendly: VOC None | Recycled Content 5% Pre-Consumer, 3% Post-Consumer



BLUE EMOTION™

Glazed Body Match Porcelain

Inspired by the dark and vivid look of Belgian bluestone, Blue Emotion™ offers cool gray color tones in trending sizes and mosaics. Combine with the flamed colors to achieve endless designs.

4 Colors | 2 Sizes



Light




Gray



Dark

Edge: Rectified
 Finish: Matte & Flamed
 No. of faces: 56 (12"x24" Matte)
 40 (12"x24" Flamed)
 28 (18"x35")

All Colors Available in Sizes 18"x35", 12"x24"



Gray Flamed

Flamed Color Available in Size 12"x24"

Mosaics



Light 2"x2" on 12"x12" Mesh







Gray 2"x2" on 12"x12" Mesh



Dark 2"x2" on 12"x12" Mesh

Matte not recommended for all outdoor floor applications. Consult your installer.

Sizes & Trim		Thickness		Technical Specifications																				
Tile thickness could vary based on size. Larger format tiles will have a higher thickness.																								
				18"x35" - 9mm		<table border="1"> <thead> <tr> <th>Test Method</th> <th>Abrasion Resistance C1027</th> <th>Breaking Strength C648</th> <th>Chemical Resistance C650</th> <th>Water Absorption C373</th> <th>DCOF ANSI A137.1</th> <th>Scratch Hardness MOHS</th> <th>Shade Variation Rating</th> </tr> </thead> <tbody> <tr> <td>Results</td> <td>IV</td> <td>≥ 600 lbf</td> <td>Resistant</td> <td>≤ .50%</td> <td>≥ .42 ≥ .60 Flamed</td> <td>7</td> <td>V2</td> </tr> </tbody> </table>	Test Method	Abrasion Resistance C1027	Breaking Strength C648	Chemical Resistance C650	Water Absorption C373	DCOF ANSI A137.1	Scratch Hardness MOHS	Shade Variation Rating	Results	IV	≥ 600 lbf	Resistant	≤ .50%	≥ .42 ≥ .60 Flamed	7	V2		
Test Method	Abrasion Resistance C1027	Breaking Strength C648	Chemical Resistance C650	Water Absorption C373	DCOF ANSI A137.1		Scratch Hardness MOHS	Shade Variation Rating																
Results	IV	≥ 600 lbf	Resistant	≤ .50%	≥ .42 ≥ .60 Flamed	7	V2																	
18"x35" 17.72" x 35.43"	12"x24" 11.81" x 23.62"	12"x12" Mesh 11.81" x 11.81"	3"x12" Floor SBN	12"x24" - 9mm																				

Grout joint recommendation: 1/8" | Always consult a professional installer for proper usage outdoors.

Green Friendly: VOC None

BORIGNI™

Glazed Body Match Porcelain

Borigni™ is a glazed body match porcelain with an industrial, urban aesthetic. Replicating the look of concrete in a variety of sizes, patterns and mosaics, Borigni™ provides a seamless look indoors to outdoors.

4 Colors | 3 Sizes



BORIGNI™



White



Beige



Gray



Black


Edge: Rectified
 Finish: Matte
 No. of faces: 10 (35"x35")
 10 (18"x35" L)
 10 (18"x35" R)
 20 (12"x23")

All Colors Available in Sizes 35"x35", 18"x35", 12"x23"

Diagonal Patterns & Mosaics



White 18"x35" Beige 18"x35" Gray 18"x35" Black 18"x35"



White 2"x2" on 12"x12" Mesh Beige 2"x2" on 12"x12" Mesh Gray 2"x2" on 12"x12" Mesh Black 2"x2" on 12"x12" Mesh

All Diagonal Colors are Available in Left & Right

Sizes & Trim		Thickness		Technical Specifications							
Tile thickness could vary based on size. Larger format tiles will have a higher thickness.		35"x35" - 10mm 18"x35" - 10mm 12"x23" - 10mm		Test Method	Abrasion Resistance C1027	Breaking Strength C648	Chemical Resistance C650	Water Absorption C373	DCOF ANSI A137.1	Scratch Hardness MOHS	Shade Variation Rating

Grout joint recommendation: 1/8" | Always consult a professional installer for proper usage outdoors.

Green Friendly: VOC None



BRAVA™
Glazed Porcelain

Brava™ artfully brings to life the texture and feel of slate in durable glazed porcelain. Offered in multiple sizes and colors to complete any project.



5 Colors | 2 Sizes



Edge: Pressed
 Finish: Matte
 No. of faces: 17 (13"x13")
 11 (12"x24")

All Colors Available in Sizes 13"x13", 12"x24"

Mosaics



Ivory 2"x2" and 1"x3" on 13"x13" Mesh

Taupe 2"x2" and 1"x3" on 13"x13" Mesh

Brown 2"x2" and 1"x3" on 13"x13" Mesh

Silver 2"x2" and 1"x3" on 13"x13" Mesh

Carbon 2"x2" and 1"x3" on 13"x13" Mesh

Sizes & Trim					Thickness		Technical Specifications							
Tile thickness could vary based on size. Larger format tiles will have a higher thickness.					13"x13" - 8.5mm 12"x24" - 10mm		Test Method	Abrasion Resistance C1027	Breaking Strength C648	Chemical Resistance C650	Water Absorption C373	DCOF ANSI A137.1	Scratch Hardness MOHS	Shade Variation Rating
13"x13" 12"x24" 13"x13" Mesh 13"x13" Mesh 3"x13" Floor SBN								Results	IV	>325 lbf	Resistant	<0.5%	>0.45	8

Grout joint recommendation: 3/16" | Always consult a professional installer for proper usage outdoors.

BRIQUE™

Glazed Porcelain

What do you get when you take one of the world's oldest and humblest building materials and elevate it? Brique™! Consider for a statement wall in your kitchen or a durable statement floor sure to get compliments. Colors come in both cool and warm tones encouraging options for all tastes.



4 Colors | 1 Size



Edge: PRESSED
 Finish: MATTE
 No. of faces: 24

White



Silver



Gray



Cotto



All Colors Available in Size 2"x10"

Sizes & Trim	Thickness	Technical Specifications							
<p>Tile thickness could vary based on size. Larger format tiles will have a higher thickness.</p> <div style="border: 1px solid black; width: 100%; height: 100%; display: flex; align-items: center; justify-content: center;"> <div style="border: 1px solid black; width: 90%; height: 90%;"></div> </div> <p style="text-align: center;">2" x 10" 2.36" x 9.84"</p>	2" x 10" - 8mm	Test Method	Abrasion Resistance C1027	Breaking Strength C648	Chemical Resistance C650	Water Absorption C373	DCOF ANSI A137.1	Scratch Hardness MOHS	Shade Variation Rating
		Results	Check Website	Check Website	Check Website	Check Website	Check Website	Check Website	V4

Grout joint recommendation: Check Website

Green Friendly: VOC None

BUILDING BLOCKS™ CONCRETE

Glazed Body Match Porcelain

The Building Blocks™ Concrete line beautifully replicates the contemporary look of concrete while bringing in an added layer of warmth and sophistication. Designed to blend perfectly with other Building Blocks™ products, as well as the Back to Basics™ collection, this line provides endless design possibilities.



4 Colors | 4 Sizes



Edge: Rectified
 Finish: Matte
 No. of faces: 16 (29"x29")
 8 (24"x47")
 32 (15"x29")
 32 (12"x24")

All Colors Available in Sizes 29"x29", 24"x47", 15"x29", 12"x24"

Sizes & Trim Tile thickness could vary based on size. Larger format tiles will have a higher thickness.	Thickness 29"x29" - 10mm 24"x47" - 10mm 15"x29" - 10mm 12"x24" - 10mm	Technical Specifications										
		Test Method Abrasion Resistance C1027 Breaking Strength C648 Chemical Resistance C650 Water Absorption C373 DCOF ANSI A137.1	Scratch Hardness MOHS	Shade Variation Rating	Results	IV	>250 lbf	Resistant	<0.5%	>0.60	5	V2
<p> 29"x29" 29.39"x29.39" 24"x47" 23.5"x47.09" 15"x29" 14.65"x29.39" 12"x24" 11.71"x23.5" </p>												

Grout joint recommendation: 1/8" | Always consult a professional installer for proper usage outdoors.

BUILDING BLOCKS™ WOOD | OAK

Glazed Porcelain

The Building Blocks™ Wood line provides the warmth and sophistication of wood in a durable porcelain tile. Designed to blend perfectly with other Building Blocks™ products, this line provides a stylized recreation of natural elements that create a harmonious blend of textures and sizes.


3 Colors | 1 Size



Edge: Rectified
 Finish: Matte
 No. of faces: 40



All Colors Available in Size 8"x47"

Sizes & Trim Tile thickness could vary based on size. Larger format tiles will have a higher thickness.  8" x 47" 7.78" x 47.9"	Thickness 8" x 47" - 10mm	Technical Specifications						
		Test Method Abrasion Resistance C1027 Breaking Strength C648 Chemical Resistance C650 Water Absorption C373 DCOF ANSI A137.1	Scratch Hardness MOHS	Shade Variation Rating				
		Results Check Website	Check Website	Check Website	Check Website	Check Website	Check Website	V2

Grout joint recommendation: Check Website

Green Friendly: VOC None



**BUILDING BLOCKS™
WOOD | YAKEDO™**

Glazed Body Match Porcelain

Yakedo™ beautifully replicates the trending look of burnt wood in a glazed porcelain plank tile. This creative collection will leave a lasting impression to any space.


5 Colors | 1 Size



Edge: Rectified
Finish: Matte
No. of faces: 36



All Colors Available in Size 8"x47"

Sizes & Trim Tile thickness could vary based on size. Larger format tiles will have a higher thickness.	Thickness 8"x47" - 10mm	Technical Specifications						
		Test Method Abrasion Resistance C1027	Breaking Strength C648	Chemical Resistance C650	Water Absorption C373	DCOF ANSI A137.1	Scratch Hardness MOHS	Shade Variation Rating
		Results II	Results >700 lbf	Results Resistant	Results <0.50%	Results >0.50	Results 7	Results V2

Grout joint recommendation: 3/16 | Always consult a professional installer for proper usage outdoors.

Green Friendly: VOC None

CABIN™

Glazed Porcelain

Cabin™ beautifully replicates the subtle look of wood in durable glazed porcelain tile. Offered in neutral earthy colors to compliment your space.

4 Colors | 1 Size




CABIN™

Edge: Pressed
Finish: Matte
No. of faces: 6



All Colors Available in Size 6"x24"

SIZES & TRIM	Thickness	Technical Specifications							
<p>Tile thickness could vary based on size. Larger format tiles will have a higher thickness.</p>  <p>6" x 24" 5.91" x 23.62"</p>	6" x 24" - 9mm	Test Method	Abrasion Resistance C1027	Breaking Strength C648	Chemical Resistance C650	Water Absorption C373	DCOF ANSI A137.1	Scratch Hardness MOHS	Shade Variation Rating
		Results	IV	>400 lbf	Resistant	≤0.5%	>0.45	7	V3

Grout joint recommendation: 1/8" | Always consult a professional installer for proper usage outdoors.

Green Friendly: VOC None



CABO™
Glazed Ceramic

Cabo™ features crackled, subtle movement to emulate the details of natural travertine. Colors of warm and cool neutrals reflect a relaxed, coastal feel. Varied tile sizes invite a range of applications.

3 Colors | 3 Sizes



CABO™



Shore



Coast



Ocean

Edge: Pressed
 Finish: Matte
 No. of faces: 20 (17"x17")
 20 (13"x13")
 8 (13"x23")

All Colors Available in Sizes 17"x17", 13"x13", 13"x23"

Mosaics



Shore 2"x2" on 13"x13" Mesh



Coast 2"x2" on 13"x13" Mesh



Ocean 2"x2" on 13"x13" Mesh

Sizes & Trim		Thickness		Technical Specifications						
Tile thickness could vary based on size. Larger format tiles will have a higher thickness.		17"x17" - 9mm 13"x13" - 8mm 13"x23" - 8.4mm		Test Method Abrasion Resistance C1027	Breaking Strength C648	Chemical Resistance C650	Water Absorption C373	DCOF ANSI A137.1	Scratch Hardness MOHS	Shade Variation Rating
17"x17" 17.26"x17.26" 13"x13" 13.07"x13.07" 13"x23" 12.68"x22.56" 13"x13" Mesh 13.11"x13.11" 3"x13" Floor SBN				Results IV	>450 lbf	Non-Resistant	≤ 7%	≥ .60	7	V2

Grout joint recommendation: 3/16"

Green Friendly: VOC None



CADIZ™
Glazed Ceramic

Cadiz™ captures the look of stone in subtle detail. Complementary mosaics in each color provide multiple design options for your space.

3 Colors | 2 Sizes




CADIZ™

Edge: Pressed
Finish: Matte
No. of faces: 8



All Colors Available in Sizes 16"x16", 13"x24"





Mosaics



Algar 2"x2" on 13"x13" Mesh

Espera 2"x2" on 13"x13" Mesh

Gastor 2"x2" on 13"x13" Mesh

Sizes & Trim		Thickness		Technical Specifications							
Tile thickness could vary based on size. Larger format tiles will have a higher thickness.		16"x16" - 8mm 13"x24" - 8.2mm		Test Method Abrasion Resistance C1027	Breaking Strength C648	Chemical Resistance C650	Water Absorption C373	DCOF ANSI A137.1	Scratch Hardness MOHS	Shade Variation Rating	
 16"x16" 16.06"x16.06"		 13"x24" 12.64"x24.29"		 13"x13" Mesh		 3"x13" Floor SBN					
				Results	III	<250 lbf	Resistant	>7.0%	≥0.65	9	V2

Grout joint recommendation: 3/16"

Green Friendly: VOC None



CAIRO™

Glazed Ceramic


Inspired by subtle layers and veining in natural limestone, Cairo™ showcases this elegant aesthetic through the use of high-definition printing in glazed ceramic tile.

3 Colors | 2 Sizes



CAIRO™

Edge: Pressed
Finish: Matte
No. of faces: 12



Baris



Dakhla



Siwa

All Colors Available in Sizes 16"x16", 13"x24"

Mosaics



Baris 2"x2" on 13"x13" Mesh



Dakhla 2"x2" on 13"x13" Mesh



Siwa 2"x2" on 13"x13" Mesh

Sizes & Trim		Thickness		Technical Specifications				
Tile thickness could vary based on size. Larger format tiles will have a higher thickness.								
				Test Method Abrasion Resistance C1027 Breaking Strength C648 Chemical Resistance C650 Water Absorption C373 DCOF ANSI A137.1 Scratch Hardness MOHS Shade Variation Rating	<250 lbf Not Resistant >7.0% Check Website	9 Check Website	V2	
16"x16" 16.06"x16.06"	13"x24" 12.72"x24.45"	16"x16" - 8mm 13"x24" - 8.2mm						13"x13" Mesh

Grout joint recommendation: 3/16"

Green Friendly: VOC None

CASSERO II™

Glazed Porcelain

Cassero II™ offers a rustic and refined concrete linear texture in glazed porcelain. The matte finish is offered in colors complementing each other and is suitable for interior and exterior applications.

4 Colors | 2 Sizes



CASSERO II™

Edge: Rectified
 Finish: Matte
 No. of faces: 16 (12"x24")
 4 (24"x47")



All Colors Available in Sizes 24"x47", 12"x24"

Sizes & Trim Tile thickness could vary based on size. Larger format tiles will have a higher thickness.	Thickness	Technical Specifications							
<p>24"x47" 23.62"x47.24"</p> <p>12"x24" 11.81"x23.62"</p> <p>3"x12" Floor SBN</p>	24"x47" - 10mm 12"x24" - 10mm	Test Method	Abrasion Resistance C1027	Breaking Strength C648	Chemical Resistance C650	Water Absorption C373	DCOF ANSI A137.1	Scratch Hardness MOHS	Shade Variation Rating
		Results	IV	>450 lbf	Resistant	<0.5%	>0.55	6	V2

Grout joint recommendation: 3/16" | Always consult a professional installer for proper usage outdoors.

Green Friendly: VOC None

CHIADO II™

Glazed Porcelain

Chiado II™ brings the subtlety of cement to new form in porcelain tile. Neutral tones result in a cool, contemporary surface to allow various applications and creative layouts.

5 Colors | 1 Size



Edge: Rectified
Finish: Matte
No. of faces: 12



Atolia



Carson



Jerome



Kismet



Loring

All Colors Available in Sizes 12"x24"


Mosaics



Atolia 2"x2" on 12"x12" Mesh




Carson 2"x2" on 12"x12" Mesh



Jerome 2"x2" on 12"x12" Mesh



Kismet 2"x2" on 12"x12" Mesh



Loring 2"x2" on 12"x12" Mesh

Sizes & Trim		Thickness		Technical Specifications						
Tile thickness could vary based on size. Larger format tiles will have a higher thickness.		12"x24" - 9mm		Test Method Abrasion Resistance C1027	Breaking Strength C648	Chemical Resistance C650	Water Absorption C373	DCOF ANSI A137.1	Scratch Hardness MOHS	Shade Variation Rating
<p>12"x24" 11.81"x23.62"</p>	<p>12"x12" Mesh</p>	<p>3"x12" Floor SBN</p>		Results III	>250 lbf	Resistant	<0.50%	>0.60	7	V3

Grout joint recommendation: 1/8" | Always consult a professional installer for proper usage outdoors.

Green Friendly: Recycled Content 0% Pre & Post-Consumer

CHRONICLE™

Glazed Porcelain

Chronicle™ is inspired by the universal luxury of veincut marble. Light-toned colors with high-definition variation complement any decor. Era and Memoir colors are available in a polished finish in our Archive™ series.



4 Colors | 1 Size




CHRONICLE™

Edge: Pressed
Finish: Matte
No. of faces: 16



All Colors Available in Size 12"x24"

Mosaics



Era 2"x2" on 12"x12" Mesh






Memoir 2"x2" on 12"x12" Mesh



Record 2"x2" on 12"x12" Mesh



Script 2"x2" on 12"x12" Mesh

Sizes & Trim		Thickness		Technical Specifications							
Tile thickness could vary based on size. Larger format tiles will have a higher thickness.		12"x24" - 9.8mm		Test Method	Abrasion Resistance C1027	Breaking Strength C648	Chemical Resistance C650	Water Absorption C373	DCOF ANSI A137.1	Scratch Hardness MOHS	Shade Variation Rating
 12"x24" 11.81"x23.62"	 12"x12" Mesh 11.69"x11.69"	 3"x24" Floor SBN		Results	IV	≥ 850 lbf	Resistant	≤ .50%	≥ .60	7	V2

Grout joint recommendation: 3/16" | Always consult a professional installer for proper usage outdoors.

Green Friendly: VOC None



CITIZEN™

Glazed Body Match Porcelain

In a return to form, Citizen™ embraces large format tiles and complementary mosaics. The timelessly classic concrete look is expressed through subtle brushed color variations of tans and grays. Visually arresting, Citizen™ achieves an unencumbered chic aesthetic on floors, walls, and a wide array of surfaces.




5 Colors | 3 Sizes



Edge: Rectified
 Finish: Matte & Lappato
 No. of faces: 12 (24"x48")
 15 (24"x24")
 30 (12"x24")

All Colors Available in Sizes 24"x48", 24"x24", 12"x24" | Available in Matte & Lappato Finish

Mosaics



Civilian 2"x2" on 12"x12" Mesh

Elector 2"x2" on 12"x12" Mesh

Public 2"x2" on 12"x12" Mesh

Resident 2"x2" on 12"x12" Mesh

Subject 2"x2" on 12"x12" Mesh

Mosaics Available in Matte Only

Sizes & Trim		Thickness		Technical Specifications						
Tile thickness could vary based on size. Larger format tiles will have a higher thickness.		24"x48" - 10mm 24"x24" - 10mm 12"x24" - 10mm		Test Method Abrasion Resistance C1027	Breaking Strength C648	Chemical Resistance C650	Water Absorption C373	DCOF ANSI A137.1	Scratch Hardness MOHS	Shade Variation Rating
				Results III	>500 lbf	Resistant	≤0.50%	≥0.65 (M) ≥0.50 (LP)	8	V2

Grout joint recommendation: 3/16" | Always consult a professional installer for proper usage outdoors.

CIUDAD™

Glazed Ceramic

Ciudad™ recreates the look of natural stone in ceramic tile using high-definition printing. Its pattern variation from tile to tile is due to its striking graphic imaging, which adds a contemporary statement to any application.

4 Colors | 1 Size




Edge: Pressed
Finish: Matte
No. of faces: 12



All Colors Available in Size 12"x24"

Mosaics






Ash 2"x2" on 12"x12" Mesh

Cream 2"x2" on 12"x12" Mesh

Taupe 2"x2" on 12"x12" Mesh

Gray 2"x2" on 12"x12" Mesh

Sizes & Trim		Thickness		Technical Specifications							
Tile thickness could vary based on size. Larger format tiles will have a higher thickness.		12"x24" - 10.5mm		Test Method	Abrasion Resistance C1027	Breaking Strength C648	Chemical Resistance C650	Water Absorption C373	DCOF ANSI A137.1	Scratch Hardness MOHS	Shade Variation Rating
 12"x24" 11.81"x23.62"				Results	III	> 450 lbf	Non-Resistant	≤ 7%	≥ .42	7	V2
 12"x12" Mesh 11.82"x11.82"											
 3"x12" Floor SBN											

Grout joint recommendation: 3/16"

Green Friendly: VOC None



CONTESSA™

Glazed Porcelain

Pure, simple, relaxing, Contessa™ is a true jewel adding timeless style to any space. Inspired by the exquisite veining in marble, this line is offered in multiple sizes.

2 Colors | 7 Sizes




Edge: Pressed & Rectified
 Finish: Matte & Polished
 No. of faces: 10 (24"x24")
 10 (23"x23")
 9 (18"x18")
 10 (13"x13")
 20 (12"x24")
 20 (11"x23")
 >100 (3"x6")

All Colors Available in Sizes 24"x24", 18"x18", 13"x13", 12"x24", 3"x6" | Matte Finish

All Colors Available in Sizes 23"x23", 11"x23", 3"x6" | Polished Finish

Mosaic














Dama 2"x2" on 13"x13" Mesh

Oro 2"x2" on 13"x13" Mesh

Dama Herringbone on Mesh

Oro Herringbone on Mesh

All Mosaics Available in Matte Finish


Sizes & Trim		Thickness		Technical Specifications				
Tile thickness could vary based on size. Larger format tiles will have a higher thickness.				Test Method Abrasion Resistance C1027 Breaking Strength C648 Chemical Resistance C650 Water Absorption C373 DCOF ANSI A137.1	Scratch Hardness MOHS 7	Shade Variation Rating V2		
 24"x24" 23.82"x23.82"  23"x23" 23.43"x23.43"  18"x18" 17.72"x17.72"  13"x13" 12.99"x12.99"  12"x24" 11.81"x23.62"  11"x23" 11.22"x23.23"  3"x6" 2.95"x5.91"  13"x13" Mesh 12.60"x12.60"  Herringbone Mesh  3"x13" (M) Floor SBN  3"x11" (P) Floor SBN		24"x24" - 10mm 23"x23" - 10mm 18"x18" - 8.6mm 13"x13" - 7.8mm 12"x24" - 9mm					Results IV ≥250 lbf Resistant ≤0.5% ≥0.50	

Grout joint recommendation: 3/16" | Always consult a professional installer for proper usage outdoors.

CORTIJO™

Glazed Ceramic

The style and name of Cortijo™ is derived from courtyards in the south of Spain. The unique scored design of this 18x18 ceramic floor and wall tile provides the illusion of multiple tiles, but installs with the ease of one. The cool color tone and hexagon styling fits well with both traditional and contemporary designs.



3 Colors | 1 Size



CORTIJO™

Edge: Pressed
Finish: Matte

No. of faces: Check Website



Bianco



Octagon Gray




Octagon Chocolate



Scored Tile

- Pre-scoring provides a consistent design and easy installation.
- Apply grout directly over the scored tile lines.
- Scored lines have a grout width of 1/16".
- Gives the impression of a 9"x9" tile install.
- Great for walls and backsplash applications!

All Colors Available in Size 18"x18" Scored Tile

Sizes & Trim		Thickness		Technical Specifications							
Tile thickness could vary based on size. Larger format tiles will have a higher thickness.		18"x18" - 10.5mm		Test Method	Abrasion Resistance C1027	Breaking Strength C648	Chemical Resistance C650	Water Absorption C373	DCOF ANSI A137.1	Scratch Hardness MOHS	Shade Variation Rating
 18"x18" 17.72" x 17.72"				Results	Check Website	Check Website	Check Website	Check Website	Check Website	Check Website	Check Website

Grout joint recommendation: Check Website

Green Friendly: VOC None

COSMOPOLITAN™

Glazed Porcelain

Cosmopolitan™ is an artful recreation of brushed concrete. Rich colors elevate urban living with modern sensibility. An approachable matte finish allows the collection to complement a range of aesthetics.

4 Colors | 2 Sizes





COSMOPOLITAN™

Edge: Pressed
 Finish: Matte
 No. of faces: 10 (12"x24")
 5 (24"x24")



All Colors Available in Size 24"x24", 12"x24"

Mosaics







Crystal 2"x2" on 13"x13" Mesh

Ecrú 2"x2" on 13"x13" Mesh

Steel 2"x2" on 13"x13" Mesh

Charcoal 2"x2" on 13"x13" Mesh

Sizes & Trim		Thickness		Technical Specifications						
Tile thickness could vary based on size. Larger format tiles will have a higher thickness.		24"x24" - Check Website 12"x24" - 9.8mm		Test Method Abrasion Resistance C1027	Breaking Strength C648	Chemical Resistance C650	Water Absorption C373	DCOF ANSI A137.1	Scratch Hardness MOHS	Shade Variation Rating
 24"x24"  12"x24" 11.81"x23.62"  13"x13" Mesh 13"x13"  3"x12" Floor SBN				Results IV	≥250 lbf	Resistant	≤.50%	≥.60	7	V3

Grout joint recommendation: 3/16" | Always consult a professional installer for proper usage outdoors.

Green Friendly: VOC None



COSTA™
Glazed Ceramic

Costa™ replicates the look of natural stone in glazed ceramic tile. Its subtle patterns and neutral colors will coordinate well with any space.

3 Colors | 2 Sizes



COSTA™

Edge: Pressed
Finish: Matte
No. of faces: 8



White




Sand



Gray

All Colors Available in Sizes 13"x23", 12"x12"

Mosaics







White 2"x2" on 12"x12" Mesh



Sand 2"x2" on 12"x12" Mesh



Gray 2"x2" on 12"x12" Mesh

Sizes & Trim		Thickness		Technical Specifications										
Tile thickness could vary based on size. Larger format tiles will have a higher thickness.		13"x23" - 8.4mm 12"x12" - 8mm		Test Method Abrasion Resistance C1027	Breaking Strength C648	Chemical Resistance C650	Water Absorption C373	DCOF ANSI A137.1	Scratch Hardness MOHS	Shade Variation Rating				
 13"x23" 12.68"x22.54"		 12"x12" 12.28"x12.28"		 12"x12" Mesh 12.28"x12.28"		 3"x12" Floor SBN		Results: III	Results: ≥ 250 lbf	Results: Non-Resistant	Results: ≤ 5%	Results: Check Website	Results: 6	Results: V2

Grout joint recommendation: 3/16"

Green Friendly: VOC None

COUNCIL™

Glazed Porcelain

Council™ offers a modern and fashionable approach to floor and wall applications. With a nod to leather, this series is available in five cool tones that were designed to mix and match to create stunning environments.





5 Colors | 2 Sizes



Edge: Rectified
 Finish: Matte
 No. of faces: 6/2 Textures (24"x24")
 12/3 Textures (12"x24")

All Colors Available in Sizes 24"x24", 12"x24"

Mosaics



Ivory 2"x2" on 12"x12" Mesh

Silver 2"x2" on 12"x12" Mesh

Gray 2"x2" on 12"x12" Mesh

Olive 2"x2" on 12"x12" Mesh

Black 2"x2" on 12"x12" Mesh

SIZES & TRIM		THICKNESS		TECHNICAL SPECIFICATIONS						
Tile thickness could vary based on size. Larger format tiles will have a higher thickness.		24"x24" - 8mm 12"x24" - 8.5mm		Test Method Abrasion Resistance C1027	Breaking Strength C648	Chemical Resistance C650	Water Absorption C373	DCOF ANSI A137.1	Scratch Hardness MOHS	Shade Variation Rating
24"x24" 23.62"x23.62" 12"x24" 11.81"x23.62" 12"x12" Mesh 12.28"x12.28" 3"x12" Floor SBN 6"x12" Cove Base 1"x6" Cove Base Corner Out										

Grout joint recommendation: 1/8"

Green Friendly: VOC None

DAROCA™

Glazed Porcelain

Daroca™ brings the warmth of nature into a modern porcelain tile. Inspired by the look of Travertine in warm and cool tones, Daroca™ is ideal for any application.

4 Colors | 3 Sizes



DAROCA™

Edge: Pressed
Finish: Matte
No. of faces: 20



Atar



Nador



Tripoli



Zilla

All Colors Available in Sizes 17"x17", 13"x13", 12"x24"

Mosaics




Atar 2"x2" on
13"x13" Mesh



Nador 2"x2" on
13"x13" Mesh



Tripoli 2"x2" on
13"x13" Mesh



Zilla 2"x2" on
13"x13" Mesh



Atar 3"x6" on
12"x12" Mesh







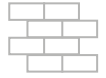

Nador 3"x6" on
12"x12" Mesh



Tripoli 3"x6" on
12"x12" Mesh



Zilla 3"x6" on
12"x12" Mesh

Sizes & Trim		Thickness		Technical Specifications									
Tile thickness could vary based on size. Larger format tiles will have a higher thickness.													
													
17"x17" 16.73"x16.73"	13"x13" 12.99"x12.99"	12"x24" 12.20"x24.02"	13"x13" Mesh	12"x12" Mesh	3"x13" Floor SBN								
		17"x17" - 8.5mm 13"x13" - 8mm 12"x24" - 9mm				Test Method	Abrasion Resistance C1027	Breaking Strength C648	Chemical Resistance C650	Water Absorption C373	DCOF ANSI A137.1	Scratch Hardness MOHS	Shade Variation Rating
						Results	III	>450 lbf	Resistant	<0.5%	>0.50	8	V3

Grout joint recommendation: 3/16" | Always consult a professional installer for proper usage outdoors.

Green Friendly: VOC None

DENOVA™

Glazed Porcelain

Denova™ replicates the look of concrete with cool tones and a brushed linear texture. Available in four colors

4 Colors | 2 Sizes



DENOVA™

Edge: Pressed
Finish: Matte
No. of faces: 12



All Colors Available in Sizes 12"x24", 9"x36"

Mosaics







Astoria 2"x2" on 12"x12" Mesh

Harlem 2"x2" on 12"x12" Mesh

Soho 2"x2" on 12"x12" Mesh

Tribeca 2"x2" on 12"x12" Mesh

Sizes & Trim		Thickness		Technical Specifications								
Tile thickness could vary based on size. Larger format tiles will have a higher thickness.												
				12"x24" - 8.2mm	Test Method Abrasion Resistance C1027 Breaking Strength C648 Chemical Resistance C650 Water Absorption C373 DCOF ANSI A137.1 Scratch Hardness MOHS Shade Variation Rating							
12"x24" 12.01"x24.02"	9"x36" 8.96"x36.02"	12"x12" Mesh	3"x12" Floor SBN	9"x36" - 9.2mm		Results	IV	>325 lbf	Resistant	<0.5%	>0.42	7

Grout joint recommendation: 3/16" | Always consult a professional installer for proper usage outdoors.

Green Friendly: VOC None | Recycled Content 40% Pre-Consumer

DESIGN™

Glazed Porcelain

Design™ is an eclectic collection of unique patterns from a distressed look with a contemporary flair to geometric patterns, offering a wide range of solutions to any space.


6 Patterns | 1 Size



Edge: Pressed
 Finish: Matte
 No. of faces: 1
 18 (Art)



All Patterns Available in Size 9"x9"



Available in Size 9"x9"

Art has 18 patterns, intended for random installations or accent pieces.

Sizes & Trim Tile thickness could vary based on size. Larger format tiles will have a higher thickness.	Thickness 9"x9" - 8.5mm	Technical Specifications							
		Test Method	Abrasion Resistance C1027	Breaking Strength C648	Chemical Resistance C650	Water Absorption C373	DCOF ANSI A137.1	Scratch Hardness MOHS	Shade Variation Rating
<p>9"x9" 9.17"x9.17"</p>		Results	IV	≥ 700 lbf	Resistant	≤ .50%	≥ .60	7	V1

DOWNTOWN™

Glazed Porcelain

Cool, modern and upbeat, Downtown™ skids onto the scene with trendsetting modern design achieved using high-definition printing.

3 Colors | 1 Size



Edge: Rectified
 Finish: Matte
 No. of faces: 15



All Colors Available in Size 6"x35"

Sizes & Trim Tile thickness could vary based on size. Larger format tiles will have a higher thickness.	Thickness	Technical Specifications							
<div style="border: 1px solid black; width: 250px; height: 60px; margin: 10px auto;"></div> <p style="text-align: center; margin-top: 10px;"> 6" x 35" 5.71" x 35.04" </p>	6" x 35" - 11mm	Test Method	Abrasion Resistance C1027	Breaking Strength C648	Chemical Resistance C650	Water Absorption C373	DCOF ANSI A137.1	Scratch Hardness MOHS	Shade Variation Rating
		Results	III	≥ 850 lbf	Resistant	≤ .50%	≥ .50	7	V2

Grout joint recommendation: 3/16" | Always consult a professional installer for proper usage outdoors.

Green Friendly: VOC None

DUNHAM™

Glazed Porcelain

Dunham™ is inspired by the timeless look of Italian menswear. Dashing chevron and linear patterns bring geometric movement, while neutral, textured designs serve minimalist styles.


4 Colors | 2 Patterns | 2 Sizes



Edge: Rectified
 Finish: Matte/Textured
 No. of faces: 18 (12"x23")



Bukhara



Orcha



Rajmata



Shiraz

All Colors Available in Sizes 12"x23"



Chevron




Pattern


Available in Size 23"x47"

Available in Size 12"x23"


Mosaics




Bukhara 2"x2" on 12"x12" Mesh



Orcha 2"x2" on 12"x12" Mesh



Rajmata 2"x2" on 12"x12" Mesh



Shiraz 2"x2" on 12"x12" Mesh

Sizes & Trim				Thickness		Technical Specifications							
Tile thickness could vary based on size. Larger format tiles will have a higher thickness.				23"x47" - 10.5mm 12"x23" - 10mm		Test Method	Abrasion Resistance C1027	Breaking Strength C648	Chemical Resistance C650	Water Absorption C373	DCOF ANSI A137.1	Scratch Hardness MOHS	Shade Variation Rating
23"x47" 23.43"x46.93" 12"x23" 11.60"x23.43" 12"x12" Mesh 11.65"x11.65" 3"x12" Floor SBN							Results	V	≥ 500 lbf	Resistant	≤ .50%	≥ .45	9

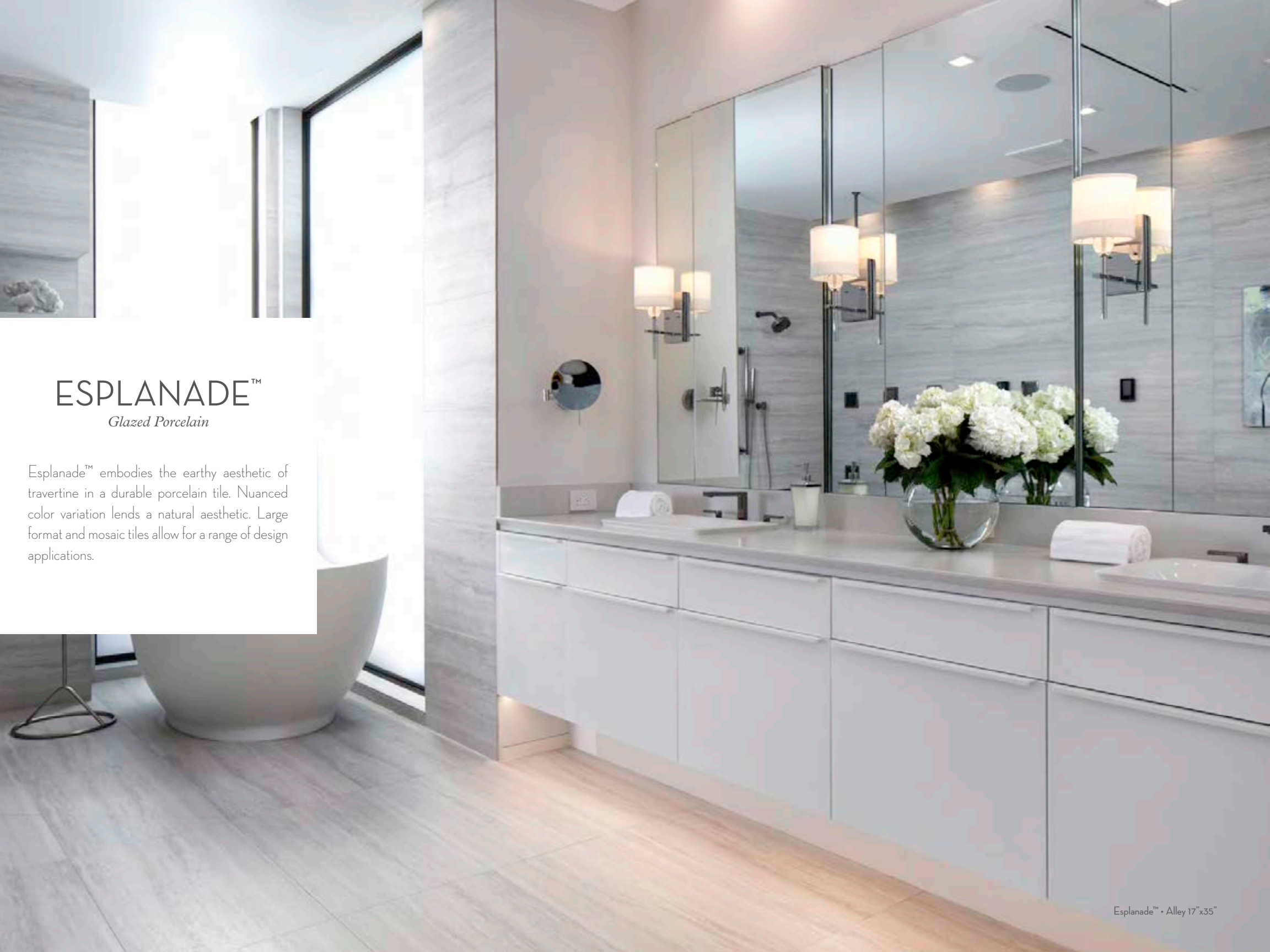
Grout joint recommendation: 1/8" & 1/16" for Chevron Pattern

Green Friendly: VOC None | Recycled Content ≥8% Pre-Consumer

ESPLANADE™

Glazed Porcelain

Esplanade™ embodies the earthy aesthetic of travertine in a durable porcelain tile. Nuanced color variation lends a natural aesthetic. Large format and mosaic tiles allow for a range of design applications.



4 Colors | 3 Sizes



ESPLANADE™



Edge: Pressed (Matte)
 Rectified (Polished)
 Finish: Matte & Polished
 No. of faces: 5 (17"x35")
 16 (11"x23")
 16 (12"x24")

All Colors Available in Sizes 17"x35" (Matte), 12"x24" (Matte), 11"x23" (Polished)

Mosaics




Alley 2"x2" on 12"x12" Mesh









Hall 2"x2" on 12"x12" Mesh



Pass 2"x2" on 12"x12" Mesh



Trail 2"x2" on 12"x12" Mesh

Sizes & Trim				Thickness		Technical Specifications								
Tile thickness could vary based on size. Larger format tiles will have a higher thickness.														
						17"x35" - 11mm	Test Method	Abrasion Resistance C1027	Breaking Strength C648	Chemical Resistance C650	Water Absorption C373	DCOF ANSI A137.1	Scratch Hardness MOHS	Shade Variation Rating
17"x35" 17.40"x35.01"	12"x24" 11.81"x23.62"	11"x23" 11.42"x23.23"	12"x12" Mesh 11.81"x11.81"	3"x12" (M) Floor SBN	3"x11" (P) Floor SBN	12"x24" - 9.8mm								
						11"x23" - 10mm								

Grout joint recommendation: 3/16" | Always consult a professional installer for proper usage outdoors.

Green Friendly: VOC None

EURASIA™

Glazed Porcelain

Eurasia™ interprets the dramatic design statement of imported stone through striking graphic imagery. Layered segments of tonal neutrals bring visual depth and flair. A timeless color palette allows for a range of applications.

5 Colors | 1 Size



EURASIA™

Edge: Pressed
Finish: Matte
No. of faces: 8



Bianco




Cafe



Chiara



Grigio



Noce

All Colors Available in Size 12"x24"

Mosaics



Bianco 2"x4" Offset
on 13"x13" Mesh



Cafe 2"x4" Offset
on 13"x13" Mesh






Chiara 2"x4" Offset
on 13"x13" Mesh



Grigio 2"x4" Offset
on 13"x13" Mesh



Noce 2"x4" Offset
on 13"x13" Mesh

Sizes & Trim		Thickness		Technical Specifications							
Tile thickness could vary based on size. Larger format tiles will have a higher thickness.		12"x24" - 9.8mm		Test Method	Abrasion Resistance C1027	Breaking Strength C648	Chemical Resistance C650	Water Absorption C373	DCOF ANSI A137.1	Scratch Hardness MOHS	Shade Variation Rating
				Results	V	≥ 350 lbf	Resistant	≤ .50%	≥ .55	7	V3
12"x24" 11.80"x23.60"	13"x13" Mesh 12.69"x12.69"	3"x12" Floor SBN									

Grout joint recommendation: 3/16" | Always consult a professional installer for proper usage outdoors.

Green Friendly: VOC None

EXPANSE™

Glazed & Thin Tile Porcelain

The flexibility of Expanse™ gives an elegant look to surfaces for commercial and residential interior and exterior installations. This beautiful and unique large format tile offers a seamless look to floors and walls.

11 Colors | 1 Size



EXPANSE™



Arabescato White



Lazio White



Massa Gold




Onix White



Venato White

Edge: Rectified
 Finish: Polished
 No. of faces: 3 (Arabescato White)
 3 (Lazio White)
 4 (Massa Gold)
 4 (Onix White)
 4 (Venato White)

All Colors Available in Size 63"x126"

Sizes & Trim	Thickness	Technical Specifications							
		Test Method	Deep Abrasion Resistance C1243	Breaking Strength C648	Chemical Resistance C650	Water Absorption C373	DCOF ANSI A137.1	Scratch Hardness MOHS	Shade Variation Rating
 63"x126" 62.91"x125.91"	63"x126" - 6.5mm	Results	1	≥ 250 lbf	Resistant	≤ .5%	M ≥ .60 P < .42	6	V1-V2

Grout joint recommendation: 1/8"

Green Friendly: VOC None | Recycled content varies by color, please check website for updated information.



EXPANSE™

Glazed & Thin Tile Porcelain

The flexibility of Expanse™ gives an elegant look to surfaces for commercial and residential interior and exterior installations. This beautiful and unique large format tile offers a seamless look to floors and walls.

11 Colors | 1 Size



EXPANSE™

Edge: Rectified

Finish: Matte

No. of faces: 3 (Network)


2 (Hangar)



Network Gray



Network Silver



Network Taupe



Network White



Hangar Ash



Hangar Smoke

All Colors Available in Size 63"x126"

Sizes & Trim	Thickness	Technical Specifications							
		Test Method	Deep Abrasion Resistance C1243	Breaking Strength C648	Chemical Resistance C650	Water Absorption C373	DCOF ANSI A137.1	Scratch Hardness MOHS	Shade Variation Rating
<p>63"x126" 62.85"x125.79"</p>	Network - 6mm								
	Hangar - 7mm								
		Results	1	≥ 250 lbf	Resistant	≤ .5%	M ≥ .60 P < .42	6	V1-V2

Grout joint recommendation: 1/8"

Green Friendly: VOC None | Recycled content varies by color, please check website for updated information.



EXPLORER™

Glazed Porcelain

Explorer™ is an artful blend of reclaimed wood and natural stone for an urban aesthetic. High-definition printing pairs wood striations with stone veining in soft, alluring neutrals.

4 Colors | 2 Sizes




EXPLORER™

Edge: Pressed
 Finish: Matte
 No. of faces: 18 (12"x24")
 24 (13"x13")



All Colors Available in Sizes 13"x13", 12"x24"

Mosaics



Milan 2"x2" on 13"x13" Mesh

London 2"x2" on 13"x13" Mesh

Barcelona 2"x2" on 13"x13" Mesh

Paris 2"x2" on 13"x13" Mesh

Sizes & Trim		Thickness		Technical Specifications										
Tile thickness could vary based on size. Larger format tiles will have a higher thickness.		13"x13" - 8mm 12"x24" - 9mm		Test Method Abrasion Resistance C1027	Breaking Strength C648	Chemical Resistance C650	Water Absorption C373	DCOF ANSI A137.1	Scratch Hardness MOHS	Shade Variation Rating				
13"x13" 12.99" x 12.99"		12"x24" 11.81" x 23.62"		13"x13" Mesh 12.60" x 12.60"		3"x13" Floor SBN		≥ 300 lbf		Resistant	≤ .50%	≥ .60	7	V2

Grout joint recommendation: 1/8" | Always consult a professional installer for proper usage outdoors.

Green Friendly: VOC None | Recycled Content 0% Pre-Consumer



FACADE™

Glazed Body Match Porcelain

Facade™ combines the intricate look of canvas and plaster into a beautiful glazed porcelain tile. Available in multiple colors and coordinating mosaics, this series is sure to add character to any space.

5 Colors | 2 Sizes



Edge: Pressed
 Finish: Matte
 No. of faces: 18 (18"x36")
 18 (12"x24")



All Colors Available in Sizes 18"x36", 12"x24"

Mosaics



White 2"x2" on 12"x12" Mesh

Ivory 2"x2" on 12"x12" Mesh

Gray 2"x2" on 12"x12" Mesh

Taupe 2"x2" on 12"x12" Mesh

Graphite 2"x2" on 12"x12" Mesh

Sizes & Trim				Thickness		Technical Specifications							
Tile thickness could vary based on size. Larger format tiles will have a higher thickness.				18"x36" - 10.5mm 12"x24" - 10mm		Test Method Abrasion Resistance C1027	Breaking Strength C648	Chemical Resistance C650	Water Absorption C373	DCOF ANSI A137.1	Scratch Hardness MOHS	Shade Variation Rating	
18"x36" 17.91"x35.83"				12"x24" 11.81"x23.62"									12"x12" Mesh 11.81"x11.81"
						Results	III	≥ 250 lbf	Resistant	≤ .50%	≥ .45	6	V1

Grout joint recommendation: 1/8"

Green Friendly: VOC None

The background of the entire page is a repeating pattern of blue lines. The pattern consists of overlapping circles that create a series of almond-shaped or lens-shaped voids. In the center of each of these voids is a small, solid blue diamond. The circles and diamonds are arranged in a regular, grid-like fashion.

GEOMETRY™

Glazed Porcelain

Geometry™ takes design to a whole new level. The modern, retro flare look of Geometry™ provides an element of uniqueness not found in most tiles. The raised pattern adds interest and character and will transcend any application.

3 Colors | 4 Patterns | 1 Size



Edge: Pressed
Finish: Matte
No. of faces: 1

Cube Blue



Atom Blue



Petal Blue



Frame Navy



Cube Gray



Atom Gray




Petal Gray



Frame Gray



All Colors Available in Size 10"x10"

Sizes & Trim Tile thickness could vary based on size. Larger format tiles will have a higher thickness.  10" x 10" 9.84" x 9.84"	Thickness 10"x10" - 8.5mm	Technical Specifications							
		Test Method	Abrasion Resistance C1027	Breaking Strength C648	Chemical Resistance C650	Water Absorption C373	DCOF ANSI A137.1	Scratch Hardness MOHS	Shade Variation Rating
		Results	IV	>400 lbf	Resistant	<0.5%	>0.42	6	V2

Grout joint recommendation: 3/16"

Green Friendly: VOC None



GIZA™
Glazed Porcelain

Giza™ presents the intriguing appeal of travertine in a durable glazed porcelain tile. Soft tones along with coordinating mosaics create an elegant look.

4 Colors | 3 Sizes



GIZA™



Khafre



Menkaure



Pharaoh



Sphinx

Edge: Pressed
 Finish: Matte
 No. of faces: 6 (18" x 18")
 10 (13" x 13")
 10 (12" x 24")

All Colors Available in Sizes 18" x 18", 13" x 13", 12" x 24"

Mosaics



Khafre 2" x 2" on 13" x 13" Mesh






Menkaure 2" x 2" on 13" x 13" Mesh



Pharaoh 2" x 2" on 13" x 13" Mesh



Sphinx 2" x 2" on 13" x 13" Mesh

Sizes & Trim					Thickness		Technical Specifications							
Tile thickness could vary based on size. Larger format tiles will have a higher thickness.					18" x 18" - 8.6mm 13" x 13" - 7.8mm 12" x 24" - 9mm		Test Method	Abrasion Resistance C1027	Breaking Strength C648	Chemical Resistance C650	Water Absorption C373	DCOF ANSI A137.1	Scratch Hardness MOHS	Shade Variation Rating
 18" x 18" 17.72" x 17.72"  13" x 13" 12.99" x 12.99"  12" x 24" 11.81" x 23.62"  13" x 13" Mesh 12.60" x 12.60"  3" x 13" Floor SBN					Results	III								

Grout joint recommendation: 3/16" | Always consult a professional installer for proper usage outdoors.

Green Friendly: VOC None

HANGAR™

Glazed Porcelain

Hangar™ delivers a flexible, modern solution offered in large format and trending tile sizes. The contemporary linear look of Hangar™ adds sophistication to residential and commercial settings.

4 Colors | 4 Sizes



Edge: Rectified
 Finish: Matte
 No. of faces: 2 (63"x126")
 16 (31"x31")
 10 (23"x47")
 20 (12"x23")

All Colors Available in Sizes 31"x31", 23"x47", 12"x23"
 Ash and Smoke Colors Available in Thin Tile Size 63"x126" | 7mm Thickness

Mosaics



Ash 2"x2" on 12"x12" Mesh

Sand 2"x2" on 12"x12" Mesh

Smoke 2"x2" on 12"x12" Mesh

Coal 2"x2" on 12"x12" Mesh

Sizes & Trim				Thickness		Technical Specifications												
							31"x31" - 7mm	23"x47" - 7mm	12"x23" - 9mm	63"x126" - 7mm	Test Method	Abrasion Resistance C1027	Breaking Strength C648	Chemical Resistance C650	Water Absorption C373	DCOF ANSI A137.1	Scratch Hardness MOHS	Shade Variation Rating
63"x126" 62.85"x125.79"	31"x31" 31.39"x31.39"	23"x47" 23.46"x47.01"	12"x23" 11.69"x23.46"	12"x12" Mesh 11.69"x11.69"	3"x12" Floor SBN	6"x12" Cove Base					Results	V	≥ 300 lbf	Resistant	> .50%	≥ .50	7	V2

Grout joint recommendation: 1/8"

Green Friendly: VOC None



HAVANA™
Glazed Ceramic

Havana™ is an elegant and understated stone-look showcasing cool and warm neutral colors in a variety of sizes and coordinating mosaics.

4 Colors | 3 Sizes




HAVANA™

Edge: Pressed
Finish: Matte
No. of faces: 8



All Colors Available in Sizes 18"x18", 13"x23", 12"x12"

Mosaics



White 2"x2" on 12"x12" Mesh

Cream 2"x2" on 12"x12" Mesh

Silver 2"x2" on 12"x12" Mesh

Gray 2"x2" on 12"x12" Mesh

Sizes & Trim		Thickness		Technical Specifications				
Tile thickness could vary based on size. Larger format tiles will have a higher thickness.		18"x18" - 8.4mm 13"x23" - 8mm 12"x12" - 8mm		Test Method Abrasion Resistance C1027 Breaking Strength C648 Chemical Resistance C650 Water Absorption C373	DCOF ANSI A137.1 < 0.42	Scratch Hardness MOHS 7	Shade Variation Rating V3	
18"x18" 17.60"x17.60" 13"x23" 12.68"x22.56" 12"x12" 12.28"x12.28" 12"x12" Mesh 12.28"x12.28" 3"x12" Floor SBN		Results III >250 lbf Resistant >7.0%						

Grout joint recommendation: 3/16"


Green Friendly: VOC None

HOLLYWOOD™

Glazed Porcelain


Fusing old-world glamour with contemporary rustic tones, Hollywood™ adds to the collections of distinct wood-look tile. Beige and Oak colorations recall the beautiful, classic look of aged wood, while Blue and Taupe embrace cool undertones.

4 Colors | 1 Size



Edge: Rectified
 Finish: Matte
 No. of faces: 8

All Colors Available in Size 8"x47"

Sizes & Trim	Thickness	Technical Specifications							
Tile thickness could vary based on size. Larger format tiles will have a higher thickness.  <p>8" x 47" 7.83' x 47.01'</p>	8" x 47" - 9mm	Test Method	Abrasion Resistance C1027	Breaking Strength C648	Chemical Resistance C650	Water Absorption C373	DCOF ANSI A137.1	Scratch Hardness MOHS	Shade Variation Rating
		Results	Check Website	Check Website	Resistant	Check Website	>0.65	6	V3

Grout joint recommendation: 1/16" | Always consult a professional installer for proper usage outdoors.

Green Friendly: VOC None

LARCHMONT™

Glazed Porcelain

Larchmont™ embodies the earthy aesthetic of natural wood in a durable porcelain tile. Warm hues create an inviting atmosphere in a traditional wood plank size.

4 Colors | 2 Sizes



LARCHMONT™

Edge: Pressed
 Finish: Matte
 No. of faces: 9 (6"x35")
 9 (6"x24")



All Colors Available in Size 6"x35", 6"x24"

Sizes & Trim Tile thickness could vary based on size. Larger format tiles will have a higher thickness.	Thickness 6"x35" - 9mm 6"x24" - 9mm	Technical Specifications						
		Test Method Abrasion Resistance C1027 Breaking Strength C648 Chemical Resistance C650 Water Absorption C373 DCOF ANSI A137.1 Scratch Hardness MOHS Shade Variation Rating	IV	>400 lbf	Resistant	<0.5%	>0.45%	7
<p>6"x35" 5.91"x35.43"</p> <p>6"x24" 5.91"x23.72"</p>								

Grout joint recommendation: 1/8" | Always consult a professional installer for proper usage outdoors.

Green Friendly: VOC None

LATITUDE™

Glazed Body Match Porcelain

Inspired by the ethereal beauty of the northern lights, Latitude™ is offered in five elegant, neutral colors and coordinating mosaics.

5 Colors | 1 Size



Edge: Pressed
Finish: Matte
No. of faces: 24



All Colors Available in Size 12"x24"

Mosaics



White 2"x2" on 12"x12" Mesh

Ivory 2"x2" on 12"x12" Mesh

Gray 2"x2" on 12"x12" Mesh

Taupe 2"x2" on 12"x12" Mesh

Graphite 2"x2" on 12"x12" Mesh

Sizes & Trim		Thickness		Technical Specifications							
Tile thickness could vary based on size. Larger format tiles will have a higher thickness.		12"x24" - 10mm		Test Method	Abrasion Resistance C1027	Breaking Strength C648	Chemical Resistance C650	Water Absorption C373	DCOF ANSI A137.1	Scratch Hardness MOHS	Shade Variation Rating
<p>12"x24" 11.81"x23.62"</p>	<p>12"x12" Mesh 11.81"x11.81"</p>	<p>3"x12" Floor SBN</p>		Results	IV	≥ 500 lbf	Resistant	≤ .50%	> .50	7	V2

Grout joint recommendation: 1/8" | Always consult a professional installer for proper usage outdoors.

LEGACY™

Glazed Porcelain

Inspired by rustic wood, Legacy™ is a glazed porcelain series available in earthy colors and a trending plank format.

5 Colors | 1 Size




LEGACY™

Edge: Rectified
Finish: Matte
No. of faces: 20



All Colors Available in Size 8"x47"

Sizes & Trim Tile thickness could vary based on size. Larger format tiles will have a higher thickness.	Thickness 8"x47" - 9mm	Technical Specifications							
		Test Method	Abrasion Resistance C1027	Breaking Strength C648	Chemical Resistance C650	Water Absorption C373	DCOF ANSI A137.1	Scratch Hardness MOHS	Shade Variation Rating
 <p>8" x 47" 7.83" x 47.01"</p>		Results	III	≥ 350 lbf	Resistant	≤ .50%	≥ .50	6	V3

Grout joint recommendation: 3/16" | Always consult a professional installer for proper usage outdoors.

Green Friendly: VOC None | Recycled Content 40% Pre & Post-Consumer

MILESTONE™

Glazed Body Match Porcelain

Milestone™ embodies the natural elements of slate produced in glazed body match porcelain. Milestone™ is offered in versatile colors and texture variations for a natural aesthetic.

5 Colors | 2 Sizes



Edge: Rectified
 Finish: Matte
 No. of faces: 5 (24"x47")
 20-24 (12"x24")

All Colors Available in Sizes 24"x47", 12"x24"

Mosaics



White 2"x2" on 12"x12" Mesh

Dust 2"x2" on 12"x12" Mesh

Moon 2"x2" on 12"x12" Mesh

Taupe 2"x2" on 12"x12" Mesh

Gray 2"x2" on 12"x12" Mesh

Sizes & Trim		Thickness		Technical Specifications						
Tile thickness could vary based on size. Larger format tiles will have a higher thickness.		24"x47" - 10mm 12"x24" - 9mm		Test Method Abrasion Resistance C1027	Breaking Strength C648	Chemical Resistance C650	Water Absorption C373	DCOF ANSI A137.1	Scratch Hardness MOHS	Shade Variation Rating
				Results IV	≥ 550 lbf	Resistant	≤ .50%	≥ .60	7	V2

Grout joint recommendation: 1/8" | Always consult a professional installer for proper usage outdoors.

Green Friendly: VOC None | Recycled Content >20% Pre-Consumer

MOKUZAI II™

Glazed Porcelain

Mokuzai II™ captures a timber-inspired design in a porcelain tile. Through high-definition printing, vivid detail is used to achieve appealing wood tones in large format planks.

5 Colors | 1 Size




Edge: Pressed
Finish: Matte
No. of faces: 9

MOKUZAI II™



All Colors Available in Size 8"x35"

Sizes & Trim Tile thickness could vary based on size. Larger format tiles will have a higher thickness.	Thickness 8"x35" - 10mm	Technical Specifications						
		Test Method Abrasion Resistance C1027	Breaking Strength C648	Chemical Resistance C650	Water Absorption C373	DCOF ANSI A137.1	Scratch Hardness MOHS	Shade Variation Rating
 8"x35" 7.87"x35.43"		Results IV	Results >500 lbf	Results Resistant	Results <0.5%	Results >0.55	Results 8	Results V2

Grout joint recommendation: 3/16" | Always consult a professional installer for proper usage outdoors.

Green Friendly: VOC None | Recycled Content 0% Post-Consumer



MOOD™
Glazed Porcelain

Mood™ is reminiscent of the quartzite stone from Vals, in the canton of the Grisons, Switzerland, translated into a durable porcelain tile. Offered in large scale format and trendy hues, Mood is designed for those who want to surround themselves with natural beauty.

3 Colors | 1 Pattern | 2 Sizes



Edge: Rectified
 Finish: Matte
 No. of faces: 21 (23"x47")
 84 (12"x23")



All Solid Colors Available in Sizes 23"x47", 12"x23"
 River Colors Available in Size 12"x23" Only


Mosaic



Ivory 2"x4" on 12"x12" Mesh



Gray 2"x4" on 12"x12" Mesh



Charcoal 2"x4" on 12"x12" Mesh

Sizes & Trim		Thickness		Technical Specifications						
Tile thickness could vary based on size. Larger format tiles will have a higher thickness.		23"x47" - 10mm 12"x23" - 9mm		Test Method Abrasion Resistance C1027	Breaking Strength C648	Chemical Resistance C650	Water Absorption C373	DCOF ANSI A137.1	Scratch Hardness MOHS	Shade Variation Rating
				Results IV	>450 lbf	Resistant	<0.5%	>0.65	9	V3

Grout joint recommendation: 3/16" | Always consult a professional installer for proper usage outdoors.
 *Please inquire for availability, may require MOQ & leadtime.

MOTION™

Glazed Body Match Porcelain

Motion™ recreates the look of veincut limestone in glazed porcelain using high-definition printing. Its striking graphic imaging makes any application a fashion statement.

3 Colors | 1 Size



Edge: Pressed
Finish: Matte
No. of faces: 24



All Colors Available in Size 12"x24"

Mosaic



Mosaic Blend 2"x2" on 13"x13" Mesh

Sizes & Trim		Thickness		Technical Specifications							
Tile thickness could vary based on size. Larger format tiles will have a higher thickness.		12"x24" - 10mm		Test Method	Abrasion Resistance C1027	Breaking Strength C648	Chemical Resistance C650	Water Absorption C373	DCOF ANSI A137.1	Scratch Hardness MOHS	Shade Variation Rating
 12"x24" 11.81"x23.62"		 13"x13" Mesh 13.11"x13.11"		Results	IV	≥ 600 lbf	Resistant	≤ .50%	≥ .55	7	V2
 3"x12" Floor SBN		 6"x13" Cove Base		 1"x6" Cove Base Corner Out							

Grout joint recommendation: 1/8" | Always consult a professional installer for proper usage outdoors.

Green Friendly: VOC None

NETWORK™

Glazed Porcelain

Network™ is a recreation of concrete with an industrial, avant-garde look. Offered in large format sizes and stunning hues, Network™ is sure to create a bold statement.

4 Colors | 4 Sizes



Edge: Rectified
 Finish: Matte
 No. of faces: 3 (63"x126")
 24 (31"x31")
 10 (23"x47")
 30 (12"x23")

All Colors Available in Sizes 31"x31", 23"x47", 12"x23"
 All Colors Available in Thin Tile Size 63"x126" | 6mm Thickness

Sizes & Trim		Thickness		Technical Specifications						
Tile thickness could vary based on size. Larger format tiles will have a higher thickness.										
		63"x126" - 6mm 31"x31" - 9mm 23"x47" - 9mm 12"x23" - 9mm		Test Method Abrasion Resistance C1027	Breaking Strength C648	Chemical Resistance C650	Water Absorption C373	DCOF ANSI A137.1	Scratch Hardness MOHS	Shade Variation Rating
				Results III	>500 lbf	Resistant	<0.5%	≥0.60	7	V2

Grout joint recommendation: 1/8" | Always consult a professional installer for proper usage outdoors.

Green Friendly: VOC None | Recycled Content >40% Pre-Consumer

NEWBERRY™

Glazed Porcelain

Newberry™ brings to life the look and feel of old world tiles in glazed porcelain in multiple sizes and shapes.

3 Colors | 5 Sizes



NEWBERRY™



Bianco



Cotto

Edge: Pressed
 Finish: Matte
 No. of faces: 15 (16"x16")
 15 (8"x16")
 32 (8"x8")
 62 (4"x8")
 20 (Hexagon)

All Colors Available in Sizes 16"x16", 8"x16", 8"x8", 4"x8"



Bianco



Cotto



Grafite

All Colors Available in Size 10"x11" Hexagon

Sizes & Trim		Thickness		Technical Specifications						
Tile thickness could vary based on size. Larger format tiles will have a higher thickness.										
		16"x16" - 10mm 8"x16" - 10mm 8"x8" - 10mm 4"x8" - 10mm 10"x11" Hex - 10mm		Test Method Abrasion Resistance C1027	Breaking Strength C648	Chemical Resistance C650	Water Absorption C373	DCOF ANSI A137.1	Scratch Hardness MOHS	Shade Variation Rating
				Results IV	≥ 500 lbf	Resistant	≤ .50%	≥ .65	8	V4

Grout joint recommendation: 3/16" | Always consult a professional installer for proper usage outdoors.

Green Friendly: VOC None

NEWPORT™

Glazed Porcelain

Newport™ artfully blends the look of marble and concrete, creating a notable design aesthetic. Cool undertones highlight the trending industrial look of spaces.

4 Colors | 1 Size



NEWPORT™

Edge: Rectified
Finish: Matte & Lappato
No. of faces: 16



All Colors Available in Size 12"x24" | Matte and Lappato Finish

Mosaics




Bay 2"x2" on 12"x12" Mesh






Harbor 2"x2" on 12"x12" Mesh



Ferry 2"x2" on 12"x12" Mesh



Pier 2"x2" on 12"x12" Mesh

Sizes & Trim		Thickness		Technical Specifications							
Tile thickness could vary based on size. Larger format tiles will have a higher thickness.		12"x24" - 9mm		Test Method	Abrasion Resistance C1027	Breaking Strength C648	Chemical Resistance C650	Water Absorption C373	DCOF ANSI A137.1	Scratch Hardness MOHS	Shade Variation Rating
 12"x24" 12.20"x24.02"	 12"x12" Mesh	 3"x12" Floor SBN		Results	IV	>400 lbf	Resistant	<0.5%	>0.65	7	V2

Grout joint recommendation: 1/8" | Always consult a professional installer for proper usage outdoors.

Green Friendly: VOC None



NOSTALGIA™


Glazed Ceramic

A traditional look takes on a modern flare with Nostalgia™. The design harkens back to when skilled artisans hand painted tiles. The 18"x18" pre-scored size combines old world craftsmanship with modern technology providing an easy-to-install designer look.

4 Colors | 1 Size




Edge: Pressed
Finish: Matte
No. of faces: 4



Scored Tile

- Pre-scoring provides a consistent design and easy installation.
- Apply grout directly over the scored tile lines.
- Scored lines have a grout width of 1/16".
- Gives the impression of a 9"x9" tile install.
- Great for walls and backsplash applications!

All Colors Available in Size 18"x18" Scored Tile

Sizes & Trim		Thickness		Technical Specifications							
Tile thickness could vary based on size. Larger format tiles will have a higher thickness.		18"x18" - 10.5mm		Test Method	Abrasion Resistance C1027	Breaking Strength C648	Chemical Resistance C650	Water Absorption C373	DCOF ANSI A137.1	Scratch Hardness MOHS	Shade Variation Rating
 18"x18" 17.72"x17.72"				Results	Check Website	Check Website	Check Website	Check Website	Check Website	Check Website	V2

Grout joint recommendation: Check Website

Green Friendly: VOC None

NOVA™

Glazed Porcelain

Offered in soothing, cool tones, Nova™ recreates the classic look of natural stone in a glazed porcelain tile. The soft veining and tonal variation creates depth and textural interest in any application.

4 Colors | 1 Size



NOVATM

Edge: Pressed
Finish: Matte
No. of faces: >18



All Colors Available in Size 12"x24"

Mosaics



White 2"x4" on 12"x12" Mesh






Fawn 2"x4" on 12"x12" Mesh



Gray 2"x4" on 12"x12" Mesh



Blue 2"x4" on 12"x12" Mesh

Sizes & Trim		Thickness		Technical Specifications							
Tile thickness could vary based on size. Larger format tiles will have a higher thickness.		12"x24" - 8.5mm		Test Method	Abrasion Resistance C1027	Breaking Strength C648	Chemical Resistance C650	Water Absorption C373	DCOF ANSI A137.1	Scratch Hardness MOHS	Shade Variation Rating
				Results	III	≥ 350 lbf	Resistant	≤0.50%	≥0.50	5	V3

Grout joint recommendation: 1/8" | Always consult a professional installer for proper usage outdoors.

Green Friendly: VOC None



ORCHARD™

Glazed Porcelain

Orchard™ offers the beautiful timeless look of hardwood in stylish colors with the added benefits of porcelain. The graphic details of the warm, earthy colors achieve realistic wood textures in a modish plank size.

4 Colors | 1 Size




ORCHARDSM

Edge: Rectified
Finish: Matte
No. of faces: 10



All Colors Available in Size 8" x 47"

Sizes & Trim Tile thickness could vary based on size. Larger format tiles will have a higher thickness.	Thickness 8" x 47" - 10mm	Technical Specifications							
		Test Method	Abrasion Resistance C1027	Breaking Strength C648	Chemical Resistance C650	Water Absorption C373	DCOF ANSI A137.1	Scratch Hardness MOHS	Shade Variation Rating
 <p>8" x 47" 7.87" x 47.24"</p>		Results	IV	≥750 lbf	Resistant	≤0.50%	≥0.60	8	V4

Grout joint recommendation: 3/16" | Always consult a professional installer for proper usage outdoors.

Green Friendly: VOC None

OUTPOST™

Glazed Body Match Porcelain

Outpost™ is a contemporary stone look featuring harmonious variations in hues ideal for any space. The industrial look of stone is combined with warm earthy colors to create the ideal aesthetic.

4 Colors | 2 Sizes




Edge: Rectified
 Finish: Matte
 No. of faces: 8 (24"x47")
 32 (12"x24")



All Colors Available in Sizes 24"x47", 12"x24"

Mosaics









Bianco 2"x2" on 12"x12" Mesh

Tortora 2"x2" on 12"x12" Mesh

Grigio 2"x2" on 12"x12" Mesh

Antracite 2"x2" on 12"x12" Mesh

Sizes & Trim		Thickness		Technical Specifications							
Tile thickness could vary based on size. Larger format tiles will have a higher thickness.		24"x47" - 10mm 12"x24" - 9.5mm		Test Method Abrasion Resistance C1027	Breaking Strength C648	Chemical Resistance C650	Water Absorption C373	DCOF ANSI A137.1	Scratch Hardness MOHS	Shade Variation Rating	
 24"x47" 23.62"x47.24"		 12"x24" 11.81"x23.62"		 12"x12" Mesh		 3"x12" Floor SBN		 6"x13" Cove Base		 1"x6" Cove Base Corner Out	
				Results	III - V	>625 lbf	Resistant	<0.5%	>0.42	6	V2

Grout joint recommendation: 3/16" | Always consult a professional installer for proper usage outdoors.

Green Friendly: VOC None | Recycled Content 20% Pre-Consumer



PARQUET™

Glazed Porcelain

Parquet™ employs high definition graphic technology to emulate the look and texture of a bespoke oak hardwood floor.

2 Colors | 1 Size



PARQUET™

Edge: Pressed
 Finish: Textured
 No. of faces: 10 (20"x20")



All Colors Available in Sizes 20"x20"

Sizes & Trim Tile thickness could vary based on size. Larger format tiles will have a higher thickness.	Thickness	Technical Specifications							
 <p>20"x20" 19.69" x 19.69"</p>	20"x20" - 9mm	Test Method	Abrasion Resistance C1027	Breaking Strength C648	Chemical Resistance C650	Water Absorption C373	DCOF ANSI A137.1	Scratch Hardness MOHS	Shade Variation Rating
		Results	IV	≥400 lbf	Resistant	≤0.50%	≥.70	7	V1

Grout joint recommendation: 3/16 | Always consult a professional installer for proper usage outdoors.

Green Friendly: VOC None | Recycled Content 30% Pre-Consumer & 0% Post-Consumer

PIENZA™

Glazed Porcelain

Looking for a design moment? Look no further than Pienza™. Named after a glorious Tuscan town, the collection delivers a sophisticated look for the home. Four neutral colorways offer depth, texture and unique looks.



4 Colors | 2 Sizes





Edge: Pressed
 Finish: Matte
 No. of faces: 11 (12"x24")
 8 (24"x24")



All Colors Available in Sizes 24"x24", 12"x24"

Mosaics



Annata 2"x2" on 12"x12" Mesh

Dolce 2"x2" on 12"x12" Mesh

Secco 2"x2" on 12"x12" Mesh

Talento 2"x2" on 12"x12" Mesh

SIZES & TRIM		THICKNESS		TECHNICAL SPECIFICATIONS						
Tile thickness could vary based on size. Larger format tiles will have a higher thickness.		24"x24" - 10.5mm 12"x24" - 10mm		Test Method Abrasion Resistance C1027 Breaking Strength C648 Chemical Resistance C650 Water Absorption C373 DCOF ANSI A137.1 Scratch Hardness MOHS Shade Variation Rating	Check Website	Check Website	Check Website	Check Website	Check Website	V2
24"x24" 23.62"x23.62" 12"x24" 11.81"x23.62" 12"x12" Mesh 3"x12" Floor SBN										

Grout joint recommendation: Check Website

POCONO™

Glazed Porcelain



Pocono™ mimics the unique gradations and variances found in natural wood. This series is offered in sizes inspired by natural wood flooring and durable glazed porcelain.

3 Colors | 2 Sizes



Edge: Pressed
 Finish: Matte
 No. of faces: 20 (6"x36")
 20 (6"x24")

All Colors Available in Sizes 6"x36", 6"x24"

Sizes & Trim		Thickness		Technical Specifications							
Tile thickness could vary based on size. Larger format tiles will have a higher thickness.											
		6" x 36" - 10mm	6" x 24" - 10.5mm	Test Method	Abrasion Resistance C1027	Breaking Strength C648	Chemical Resistance C650	Water Absorption C373	DCOF ANSI A137.1	Scratch Hardness MOHS	Shade Variation Rating
				Results	IV	≥300 lbf	Resistant	≤.5%	≥.60	7	V3

Grout joint recommendation: 3/16" | Always consult a professional installer for proper usage outdoors.



PORCH™

Glazed Porcelain

Porch™ features subtle wood grain movement that flows across tile panels. Caramel and coffee inspired tones invite color variation on interior and exterior floors. An understated matte finish completes the glazed porcelain tile for enhanced visual depth.

4 Colors | 3 Sizes



Edge: Rectified
 Finish: Matte
 No. of faces: 20 (12"x47")
 30 (8"x47")
 40 (6"x47")

All Colors Available in Sizes 12"x47", 8"x47", 6"x47"

Sizes & Trim Tile thickness could vary based on size. Larger format tiles will have a higher thickness.	Thickness 12"x47" - 11.3mm 8"x47" - 11.3mm 6"x47" - 11.3mm	Technical Specifications						
		Test Method Abrasion Resistance C1027 Breaking Strength C648 Chemical Resistance C650 Water Absorption C373	DCOF ANSI A137.1	Scratch Hardness MOHS	Shade Variation Rating			
<p>12"x47" 11.61"x47.24"</p> <p>8"x47" 7.68"x47.24"</p> <p>6"x47" 5.71"x47.24"</p>		III	≥ 250 lbf	Resistant	≤ .5%	> .60	6	V4

Grout joint recommendation: 3/16" | Always consult a professional installer for proper usage outdoors.

PORTO II™

Glazed Porcelain

Porto II™ is inspired by the simplistic look of concrete and stone in large format sizes and a range of colors.

4 Colors | 3 Sizes



Edge: Rectified
 Finish: Matte & Polished
 No. of faces: 8 (32"x32")
 8 (24"x24")
 10 (12"x24")

All Colors Available in Sizes 32"x32", 24"x24", 12"x24" (Matte & Polished) | Polished Not Recommended for Use as Commercial or Outdoor Flooring

Mosaics



White 2"x2" on 12"x12" Mesh

Ivory 2"x2" on 12"x12" Mesh

Fawn 2"x2" on 12"x12" Mesh

Charcoal 2"x2" on 12"x12" Mesh

Mosaics Available in Matte Only

Sizes & Trim		Thickness		Technical Specifications				
Tile thickness could vary based on size. Larger format tiles will have a higher thickness.		32"x32" - 10mm 24"x24" - 9mm 12"x24" - 9mm		Test Method Abrasion Resistance C1027 Breaking Strength C648 Chemical Resistance C650 Water Absorption C373	DCOF ANSI A137.1	Scratch Hardness MOHS	Shade Variation Rating	
32"x32" 31.50" x 31.50" 24"x24" 23.62" x 23.62" 12"x24" 11.81" x 23.62" 12"x12" Mesh 3"x12" Floor SBN		Results III	>550 lbf					Resistant

Grout joint recommendation: 3/16" | Always consult a professional installer for proper usage outdoors.

POTENZA™

Glazed Porcelain

Potenza™ embodies the earthy aesthetic of travertine in a durable porcelain tile. The linear brushed look creates a harmonious flow in a variety of colors.

4 Colors | 3 Sizes



POTENZA™

Edge: Pressed
 Finish: Matte
 No. of faces: 7 (18"x18")
 13 (13"x13")
 9 (12"x24")



All Colors Available in Sizes 18"x18", 13"x13", 12"x24"

Mosaics



Ivory 2"x2" on 13"x13" Mesh

Dove 2"x2" on 13"x13" Mesh

Fawn 2"x2" on 13"x13" Mesh

Gray 2"x2" on 13"x13" Mesh

Sizes & Trim		Thickness		Technical Specifications						
Tile thickness could vary based on size. Larger format tiles will have a higher thickness.		18"x18" - 8.5mm 13"x13" - 7.8mm 12"x24" - 8.5mm		Test Method Abrasion Resistance C1027	Breaking Strength C648	Chemical Resistance C650	Water Absorption C373	DCOF ANSI A137.1	Scratch Hardness MOHS	Shade Variation Rating
				Results IV	≥350 lbf	Resistant	≤0.5%	≥0.70	7	V3

Grout joint recommendation: 1/8" | Always consult a professional installer for proper usage outdoors.

Green Friendly: VOC None

REALM II™

Glazed Porcelain

Realm II™ mirrors traditional honed marble with subtle veining and refined movement. Sophisticated colors with crackled and distressed details lend a natural aesthetic. A matte finish and various tile sizes make Realm II™ ideal for numerous interiors.


4 Colors | 3 Sizes



Edge: Pressed
 Finish: Matte
 No. of faces: 11 (18"x18")
 11 (13"x13")
 10 (12"x24")

All Colors Available in Sizes 18"x18", 13"x13", 12"x24"

Mosaics



Assembly 2"x2" on 13"x13" Mesh

District 2"x2" on 13"x13" Mesh

Domain 2"x2" on 13"x13" Mesh

Nation 2"x2" on 13"x13" Mesh

SIZES & TRIM		Thickness		Technical Specifications					
Tile thickness could vary based on size. Larger format tiles will have a higher thickness.		18"x18" - 8.8mm 13"x13" - 7.2mm 12"x24" - 9.8mm		Test Method Abrasion Resistance C1027 Breaking Strength C648 Chemical Resistance C650 Water Absorption C373 DCOF ANSI A137.1	Resistant	<0.5%	>0.50	7	V3
18"x18" 17.72"x17.72" 13"x13" 12.99"x12.99" 12"x24" 11.81"x23.62" 13"x13" Mesh 3"x13" Floor SBN									

Grout joint recommendation: 3/16" | Always consult a professional installer for proper usage outdoors.

Green Friendly: VOC None

REMINISCE™

Glazed Ceramic

Celebrating classic patterns of the past with a modern twist - that's the beauty of Reminisce™. The collection offers an eclectic group of designs, providing a wide array of solutions for any space. A kaleidoscope of shapes and color deliver a statement that stands the test of time.




2 Patterns | 1 Size



Edge: Pressed
Finish: Matte

No. of faces: Check Website




All Patterns Available in Size 18"x18" Scored Tile



Scored Tile

- Pre-scoring provides a consistent design and easy installation.
- Apply grout directly over the scored tile lines.
- Scored lines have a grout width of 1/16".
- Gives the impression of a 9"x9" tile install.
- Great for walls and backsplash applications!

Sizes & Trim	Thickness	Technical Specifications							
<p>Tile thickness could vary based on size. Larger format tiles will have a higher thickness.</p>  <p>18"x18" 17.72" x 17.72"</p>	18"x18" - 10.5mm	Test Method	Abrasion Resistance C1027	Breaking Strength C648	Chemical Resistance C650	Water Absorption C373	DCOF ANSI A137.1	Scratch Hardness MOHS	Shade Variation Rating
		Results	Check Website	Check Website	Check Website	Check Website	Check Website	Check Website	Check Website

Grout joint recommendation: Check Website

Green Friendly: VOC None



RESERVA™

Glazed Porcelain

Showcasing the complex veining of rare marble, Reserva™ brings to life the timeless look with multiple sizes and stunning colors.




4 Colors | 3 Sizes



Edge: Pressed
 Finish: Matte
 No. of faces: 37 (18"x18")
 49 (13"x13")
 37 (12"x24")

All Colors Available in Sizes 18" x 18", 13" x 13", 12" x 24"

Mosaics



Alto 2"x4" on 13"x13" Mesh

Manu 2"x4" on 13"x13" Mesh

Pampa 2"x4" on 13"x13" Mesh

Tumbes 2"x4" on 13"x13" Mesh

Sizes & Trim					Thickness		Technical Specifications							
Tile thickness could vary based on size. Larger format tiles will have a higher thickness.					18" x 18" - 8mm 13" x 13" - 7.7mm 12" x 24" - 9mm		Test Method	Abrasion Resistance C1027	Breaking Strength C648	Chemical Resistance C650	Water Absorption C373	DCOF ANSI A137.1	Scratch Hardness MOHS	Shade Variation Rating
18" x 18" 17.72" x 17.72" 13" x 13" 12.99" x 12.99" 12" x 24" 11.81" x 23.62" 13" x 13" Mesh 3" x 13" Floor SBN					Results	IV								

Grout joint recommendation: 3/16" | Always consult a professional installer for proper usage outdoors.



RESIDENZA™

Glazed Ceramic

Inspired by the look of marble and travertine, Residenza™ offers two colors, in a matte finish with accompanying mosaics.

2 Colors | 1 Size





Edge: Pressed
Finish: Matte
No. of faces: 13






All Colors Available in Size 12"x24"

Mosaics



Rapolano 2"x2" on 12"x12" Mesh

Crosscut 2"x2" on 12"x12" Mesh

Sizes & Trim		Thickness		Technical Specifications						
Tile thickness could vary based on size. Larger format tiles will have a higher thickness.		12"x24" - 8.5mm		Test Method Abrasion Resistance C1027	Breaking Strength C648	Chemical Resistance C650	Water Absorption C373	DCOF ANSI A137.1	Scratch Hardness MOHS	Shade Variation Rating
 12"x24" 11.80"x23.62"				Results IV	≥ 300 lbf	Non-Resistant	> 7.0%	< .42	5	V2
 12"x12" Mesh 11.77"x11.77"										
 3"x12" Floor SBN										

Grout joint recommendation: 3/16"

Green Friendly: VOC None



RHAPSODY®

Glazed Porcelain


With Rhapsody®, the design possibilities are endless. Create a classic black and white checkered pattern or utilize any combination of the solids and patterns to create your own masterpiece. The alluring distressed finish makes a statement in any room.

2 Colors | 4 Patterns | 1 Size



RHAPSODY®


Edge: Pressed
Finish: Matte
No. of faces: 20



All Colors Available in Size 13"x13"



Pattern Suggestions

Sizes & Trim Tile thickness could vary based on size. Larger format tiles will have a higher thickness.		Thickness 13"x13" - 10mm		Technical Specifications				
 13"x13" 12.99"x12.99"	Test Method Abrasion Resistance C1027	Results III IV (Diag.)	Breaking Strength C648 ≥250 lbf	Chemical Resistance C650 Resistant	Water Absorption C373 ≤0.50%	DCOF ANSI A137.1 ≥0.65	Scratch Hardness MOHS 4 (Black) 5 (Diag.) 6 (Wt., Fl.)	Shade Variation Rating V2

Grout joint recommendation: 3/16" | Always consult a professional installer for proper usage outdoors.

Green Friendly: VOC None

RHYTHM™

Glazed Porcelain

Rhythm™ creates a stunning look in your space with its geometric shape and unique design detail. Available in both Black and White and in solid or pattern designs, Rhythm brings new life to the traditional hex. Combine pattern tiles with solid and create a truly memorable, and design inspired look.

2 Colors | 1 Pattern | 1 Size



Edge: Pressed
Finish: Matte
No. of faces: Solid

Black Hex



Black Hex Pattern



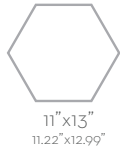
White Hex



White Hex Pattern



All Colors & Patterns Available in Size 11"x13"

Sizes & Trim Tile thickness could vary based on size. Larger format tiles will have a higher thickness.	Thickness	Technical Specifications							
	11"x13" - 9mm	Test Method	Abrasion Resistance C1027	Breaking Strength C648	Chemical Resistance C650	Water Absorption C373	DCOF ANSI A137.1	Scratch Hardness MOHS	Shade Variation Rating
		Results	Check Website	Check Website	Check Website	Check Website	Check Website	Check Website	V1

Grout joint recommendation: Check Website

Green Friendly: VOC None

SANCTUARY II™

Glazed Porcelain

Sanctuary II™ reflects the simplistic beauty of natural wood grains in a durable glazed porcelain tile. Warm neutrals with rustic undertones bring a quiet elegance for an inviting retreat. Subtle visual and tactile textures elongate surfaces for a versatile, sophisticated linear design.

2 Colors | 1 Size



Taupe




Edge: Pressed
Finish: Matte
No. of faces: 6

Brown



All Colors Available in Size 9"x36"

Sizes & Trim Tile thickness could vary based on size. Larger format tiles will have a higher thickness.	Thickness	Technical Specifications							
 <p>9" x 36" 8.96" x 36.02"</p>	9" x 36" - 9.2mm	Test Method	Abrasion Resistance C1027	Breaking Strength C648	Chemical Resistance C650	Water Absorption C373	DCOF ANSI A137.1	Scratch Hardness MOHS	Shade Variation Rating
		Results	IV	>250 lbf	Resistant	<0.5%	>0.42	Check Website	V3

Grout joint recommendation: 3/16"

Green Friendly: VOC None | Recycled Content 40% Pre-Consumer



SANDSTORM™

Glazed Porcelain



Sandstorm™ reflects the captivating layers of sandstone in a glazed porcelain tile. High-definition printing enables natural-looking color variation, veining and fissure lines for which natural stone is known.

4 Colors | 1 Size





SANDSTORM™

Edge: Pressed
Finish: Matte
No. of faces: 16



All Colors Available in Size 12"x24"

Mosaics






Gobi 2"x2" on 13"x13" Mesh

Kalahari 2"x2" on 13"x13" Mesh

Mojave 2"x2" on 13"x13" Mesh

Sahara 2"x2" on 13"x13" Mesh

Sizes & Trim		Thickness		Technical Specifications							
Tile thickness could vary based on size. Larger format tiles will have a higher thickness.		12"x24" - 9.8mm		Test Method	Abrasion Resistance C1027	Breaking Strength C648	Chemical Resistance C650	Water Absorption C373	DCOF ANSI A137.1	Scratch Hardness MOHS	Shade Variation Rating
 12"x24" 11.81"x23.62"	 13"x13" Mesh 13.07"x13.07"	 3"x12" Floor SBN		Results	III	≥ 300 lbf	Resistant	≤ .50%	≥ .50	7	V2

Grout joint recommendation: 3/16" | Always consult a professional installer for proper usage outdoors.

Green Friendly: VOC None

SEÑORA™

Glazed Ceramic

Design that comes alive - meet Señora™. The elegant Spanish styling marries perfectly with modern design providing a sophisticated look. The subtle colorways pay homage to Spanish style architecture and bring a touch of warmth to any space.

4 Colors | 1 Size



SENORA™

Edge: Pressed
Finish: Matte


No. of faces: Check Website



Bianco



Natural



Shard




Flair



Scored Tile

- Pre-scoring provides a consistent design and easy installation.
- Apply grout directly over the scored tile lines.
- Scored lines have a grout width of 1/16".
- Gives the impression of a 9"x9" tile install.
- Great for walls and backsplash applications!

All Colors Available in Size 18"x18" Scored Tile

SIZES & TRIM	Tile thickness could vary based on size. Larger format tiles will have a higher thickness.	Thickness	Technical Specifications					Scratch Hardness MOHS	Shade Variation Rating
			Test Method	Abrasion Resistance C1027	Breaking Strength C648	Chemical Resistance C650	Water Absorption C373		
 <p>18"x18" 17.72"x17.72"</p>		18"x18" - 10.5mm	Results	Check Website	Check Website	Check Website	Check Website	Check Website	Check Website

Grout joint recommendation: Check Website

Green Friendly: VOC None



SILHOUETTE™

Glazed Porcelain

Inspired by the artistic blend of watercolors, Silhouette™ strides in with soft tones and linear flow creating an inviting environment.

4 Colors | 1 Size




SILHOUETTE™

Edge: Pressed
Finish: Matte
No. of faces: 6



All Colors Available in Size 12"x24"

Mosaics



Contour 2"x2" on 13"x13" Mesh

Figure 2"x2" on 13"x13" Mesh

Profile 2"x2" on 13"x13" Mesh

Shadow 2"x2" on 13"x13" Mesh

Sizes & Trim		Thickness		Technical Specifications						
Tile thickness could vary based on size. Larger format tiles will have a higher thickness.		12"x24" - 9.8mm		Test Method Abrasion Resistance C1027	Breaking Strength C648	Chemical Resistance C650	Water Absorption C373	DCOF ANSI A137.1	Scratch Hardness MOHS	Shade Variation Rating
12"x24" 11.81"x23.62"				Results III	≥700 lbf	Not Resistant	≤0.50%	≥0.55	6	V3
13"x13" Mesh										
3"x12" Floor SBN										

Grout joint recommendation: 1/8" | Always consult a professional installer for proper usage outdoors.

Green Friendly: VOC None

STERLINA™

Glazed Porcelain

Sterlina™ beautifully unifies the look of timeless marble with the urban touch of concrete. Available in matte and polished finish and seven colorways to achieve any desired look.



7 Colors | 3 Sizes





STERLINA™

Edge: Rectified
 Finish: Matte & Polished
 No. of faces: 12 (12"x24")
 12 (24"x24")
 6 (24"x48")



All Colors Available in Size 12"x24" | Matte & Polished Finish
 All Colors Available in Sizes 24"x48" and 24"x24" | Polished Finish

Mosaics



Asphalt 2"x2" on 12"x12" Mesh

Dove 2"x2" on 12"x12" Mesh

Gray 2"x2" on 12"x12" Mesh

Henna 2"x2" on 12"x12" Mesh

Ivory 2"x2" on 12"x12" Mesh

Silver 2"x2" on 12"x12" Mesh

White 2"x2" on 12"x12" Mesh

Mosaics Available in Matte Only | SBN Available in Matte and Polished
 Polished Not Recommended for Use as Commercial or Outdoor Flooring

Sizes & Trim		Thickness		Technical Specifications						
Tile thickness could vary based on size. Larger format tiles will have a higher thickness.		24"x48" - 10.2mm 24"x24" - 9.3mm 12"x24" - 8.4mm		Test Method Abrasion Resistance C1027	Breaking Strength C648	Chemical Resistance C650	Water Absorption C373	DCOF ANSI A137.1	Scratch Hardness MOHS	Shade Variation Rating

Grout joint recommendation: 1/8" | Always consult a professional installer for proper usage outdoors.

Green Friendly: VOC None

STYLE II™

Glazed Porcelain

Cool and clean, Style II™ offers multiple sizes and a linear mosaic for a contemporary installation perfect for any application.



1 Color | 4 Sizes



Edge: Rectified

Finish: Matte & Polished

No. of faces: 1 (All Sizes)


Pure White



Available in Sizes 12"x24", 24"x47", 24"x24" | Matte & Polished Finish

Available in Size 32"x32" | Polished Finish

Mosaic










2"x2" on 12"x12" Mesh



1"x3" Herringbone on 10"x12" Mesh

The beauty of high gloss or polished products may be susceptible to scratching that is more visible on the surface of the tile.

Sizes & Trim		Thickness		Technical Specifications															
Tile thickness could vary based on size. Larger format tiles will have a higher thickness.																			
																			
32"x32" 31.50"x31.50"	24"x47" 23.62"x47.24"	24"x24" 23.62"x23.62"	12"x24" 11.81"x23.62"	12"x12" Mesh	12"x12" Mesh	3"x12" Floor SBN													
				32"x32" - 9.5mm		24"x47" - 9.5mm		24"x24" - 9.5mm		12"x24" - 9.5mm									
				Test Method		Abrasion Resistance C1027		Breaking Strength C648		Chemical Resistance C650		Water Absorption C373		DCOF ANSI A137.1		Scratch Hardness MOHS		Shade Variation Rating	
				Results		Check Website		Check Website		Check Website		Check Website		Check Website		V1			

Grout joint recommendation: 3/16"

Green Friendly: VOC None

SWEDEN™

Glazed Porcelain

The deep, attractive veining, brings a level of beauty and sophistication to any application.



2 Colors | 2 Sizes



SWEDEN™

Edge: Rectified
Finish: Polished

No. of faces: Check Website



Alps



Vardet

All Colors Available in Sizes 24"x24", 12"x24" | Polished Finish





Mosaics



Alps 2"x4" on 12"x12" Mesh



Vardet 2"x4" on 12"x12" Mesh

Sizes & Trim		Thickness		Technical Specifications										
Tile thickness could vary based on size. Larger format tiles will have a higher thickness.		24"x24" - 8.2mm 12"x24" - 8.2mm		Test Method	Abrasion Resistance C1027	Breaking Strength C648	Chemical Resistance C650	Water Absorption C373	DCOF ANSI A137.1	Scratch Hardness MOHS	Shade Variation Rating			
 24"x24" 23.62"x23.62"		 12"x24" 11.61"x23.62"		 12"x12" Mesh		 3"x12" Floor SBN		Results	Check Website	Check Website	Check Website	Check Website	Check Website	Check Website

Grout joint recommendation: Check Website

Green Friendly: VOC None

SWISS II™

Glazed Porcelain

Swiss II™ radiates sophisticated beauty highlighting the soft veining of natural stone in a porcelain tile. With polished and matte finishes in multiple sizes, the design possibilities are limitless.

1 Color | 4 Sizes



Rhone

Edge: Rectified
 Finish: Matte & Polished
 No. of faces: 20 (32"x32")
 20 (24"x47")
 20 (12"x23")
 20 (11"x23")

Available in Sizes 32"x32", 24"x47", 11"x23" | Polished
 Available in Size 12"x23" | Matte

Mosaics



Rhone 2"x2" on 12"x12" Mesh | Matte & Polished

Polished Not Recommended for Use as Commercial or Outdoor Flooring.

Sizes & Trim	Thickness	Technical Specifications																
<p>Tile thickness could vary based on size. Larger format tiles will have a higher thickness.</p> <p>32"x32" 31.50" x 31.50"</p> <p>24"x47" 23.62" x 47.24"</p> <p>12"x23" (M) 11.81" x 23.62"</p> <p>11"x23" (P) 11.22" x 23.43"</p> <p>12"x12" Mesh 12.01" x 12.01"</p> <p>3"x12" Floor SBN</p>	<p>32"x32" - 10mm 24"x47" - 10mm 12"x23" - 10mm 11"x23" - 10mm</p>	<table border="1"> <thead> <tr> <th>Test Method</th> <th>Abrasion Resistance C1027</th> <th>Breaking Strength C648</th> <th>Chemical Resistance C650</th> <th>Water Absorption C373</th> <th>DCOF ANSI A137.1</th> <th>Scratch Hardness MOHS</th> <th>Shade Variation Rating</th> </tr> </thead> <tbody> <tr> <td>Results</td> <td>IV (M) III (P)</td> <td>>700 lbf</td> <td>Resistant</td> <td><0.5%</td> <td>>0.65 (M) <0.42 (P)</td> <td>6 (M) 5 (P)</td> <td>V2</td> </tr> </tbody> </table>	Test Method	Abrasion Resistance C1027	Breaking Strength C648	Chemical Resistance C650	Water Absorption C373	DCOF ANSI A137.1	Scratch Hardness MOHS	Shade Variation Rating	Results	IV (M) III (P)	>700 lbf	Resistant	<0.5%	>0.65 (M) <0.42 (P)	6 (M) 5 (P)	V2
Test Method	Abrasion Resistance C1027	Breaking Strength C648	Chemical Resistance C650	Water Absorption C373	DCOF ANSI A137.1	Scratch Hardness MOHS	Shade Variation Rating											
Results	IV (M) III (P)	>700 lbf	Resistant	<0.5%	>0.65 (M) <0.42 (P)	6 (M) 5 (P)	V2											

Grout joint recommendation: 3/16" | Always consult a professional installer for proper usage outdoors.

Green Friendly: VOC None | Recycled Content 0% Pre & Post-Consumer



TECHNIQUE™

Glazed Porcelain

Technique™ showcases the intricate veining in natural stone. Offered in contemporary colors it will add charm to any installation.

4 Colors | 1 Size



Edge: Pressed
Finish: Matte
No. of faces: 16



All Colors Available in Size 12"x24"

Mosaics






Bianco 1"x3" on 12"x12" Mesh

Ivory 1"x3" on 12"x12" Mesh

Dove 1"x3" on 12"x12" Mesh

Carbon 1"x3" on 12"x12" Mesh

Sizes & Trim			Thickness		Technical Specifications							
Tile thickness could vary based on size. Larger format tiles will have a higher thickness.			12"x24" - 9mm		Test Method	Abrasion Resistance C1027	Breaking Strength C648	Chemical Resistance C650	Water Absorption C373	DCOF ANSI A137.1	Scratch Hardness MOHS	Shade Variation Rating
 12"x24" 12.2"x24.02"					Results	IV	>375 lbf	Resistant	<0.5%	>0.65	7	V2
 3"x12" Floor SBN												
 12"x12" Mesh												

Grout joint recommendation: 1/8" | Always consult a professional installer for proper usage outdoors.



TERAZIO™



Glazed Porcelain

Terazio™ is an alluring recreation of quartz-like attributes in a durable porcelain tile. High-definition inkjets create natural speckled variations on the surface in neutral earth tones. Terazio provides a smooth, luminous finish for residential and commercial applications.

4 Colors | 2 Sizes



Edge: Rectified
 Finish: Matte & Polished
 No. of faces: 8 (24"x24")
 16 (12"x24")



All Colors Available in Size 24"x24" | Polished Finish
 All Colors Available in Size 12"x24" | Matte Finish

Sizes & Trim		Thickness		Technical Specifications						
Tile thickness could vary based on size. Larger format tiles will have a higher thickness. 		24"x24" - 10mm 12"x24" - 10mm		Test Method Abrasion Resistance C1027	Breaking Strength C648	Chemical Resistance C650	Water Absorption C373	DCOF ANSI A137.1	Scratch Hardness MOHS	Shade Variation Rating
				Results III	≥ 250 lbf	Resistant	$\leq 0.50\%$	$\geq .42$	6	V2

Grout joint recommendation: 1/8"

Green Friendly: VOC None

TERRANE™

Glazed Porcelain

Terrane™ offers a stone look with linear design in a trendy size to complement any space using high-definition printing.

3 Colors | 1 Size



TERRANE™

Edge: Pressed
Finish: Matte
No. of faces: 14



All Colors Available in Size 12"x24"

Mosaics






Ivory 2"x2" on 12"x12" Mesh



Beige 2"x2" on 12"x12" Mesh



Gray 2"x2" on 12"x12" Mesh

Sizes & Trim		Thickness		Technical Specifications							
Tile thickness could vary based on size. Larger format tiles will have a higher thickness.		12"x24" - 10mm		Test Method	Abrasion Resistance C1027	Breaking Strength C648	Chemical Resistance C650	Water Absorption C373	DCOF ANSI A137.1	Scratch Hardness MOHS	Shade Variation Rating
 12"x24" 11.81"x23.62"				Results	IV	≥ 550 lbf	Resistant	≤ .50%	≥ .42	7	V3
 12"x12" Mesh 11.81"x11.81"											
 3"x12" Floor SBN											

Grout joint recommendation: 3/16"

Green Friendly: VOC None



TESOLA™

Glazed Ceramic

Tesola™ presents the subtle look of concrete in soft neutral colors. This fast trending look is offered in two sizes and coordinating mosaics.

3 Colors | 2 Sizes



TESOLA™

Edge: Pressed
Finish: Matte
No. of faces: 8



Cream




Silver




Taupe

All Colors Available in Sizes 18"x18", 12"x12"

Mosaics



Cream 2"x2" on 12"x12" Mesh



Silver 2"x2" on 12"x12" Mesh



Taupe 2"x2" on 12"x12" Mesh

Sizes & Trim		Thickness		Technical Specifications						
Tile thickness could vary based on size. Larger format tiles will have a higher thickness.		18"x18" - 8.4mm 12"x12" - 8mm		Test Method Abrasion Resistance C1027	Breaking Strength C648	Chemical Resistance C650	Water Absorption C373	DCOF ANSI A137.1	Scratch Hardness MOHS	Shade Variation Rating
 18"x18" 17.60"x17.60"		 12"x12" 12.28"x12.28"		 12"x12" Mesh 12.28"x12.28"		 3"x12" Floor SBN				
				Results III	≥250 lbf	Not Resistant	≤5.0%	≥0.70	7	V2

Grout joint recommendation: 1/8"

Green Friendly: VOC None



THEORY™
Glazed Porcelain

Theory™ is a glazed porcelain series inspired by the look of distressed wood, adding interest to any floor or wall application.

4 Colors | 1 Size




THEORY™

Edge: Rectified
Finish: Matte
No. of faces: 12



All Colors Available in Size 8"x45"

Sizes & Trim Tile thickness could vary based on size. Larger format tiles will have a higher thickness.	Thickness 8"x45" - 10.5mm	Technical Specifications						
		Test Method Abrasion Resistance C1027	Breaking Strength C648	Chemical Resistance C650	Water Absorption C373	DCOF ANSI A137.1	Scratch Hardness MOHS	Shade Variation Rating
 8"x45" 7.89 x 44.88"		Results IV	≥ 700 lbf	Resistant	≤ .50%	≥ .55	6	V4

Grout joint recommendation: 3/16" | Always consult a professional installer for proper usage outdoors.

Green Friendly: VOC None

THREAD II™

Glazed Porcelain


Inspired by woven textiles, Thread II™ offers a subtle color palette with coordinating mosaics.



4 Colors | 1 Size




Edge: Rectified
Finish: Matte
No. of faces: 1



All Colors Available in Size 12"x25"

Mosaics



White 2"x2" on 12"x12" Mesh

Oyster 2"x2" on 12"x12" Mesh

Silver 2"x2" on 12"x12" Mesh

Twilight 2"x2" on 12"x12" Mesh

Sizes & Trim		Thickness		Technical Specifications							
Tile thickness could vary based on size. Larger format tiles will have a higher thickness.		12"x25" - 9mm		Test Method	Abrasion Resistance C1027	Breaking Strength C648	Chemical Resistance C650	Water Absorption C373	DCOF ANSI A137.1	Scratch Hardness MOHS	Shade Variation Rating
 12"x25" 12.20"x24.61"	 12"x12" Mesh 11.81"x11.81"	 3"x12" Floor SBN		Results	III	>325 lbf	Resistant	<0.50%	>0.42	7	V1

Grout joint recommendation: 1/8"

Green Friendly: VOC None | Recycled Content 0% Pre & Post-Consumer

TOLEDO™

Glazed Ceramic

With subtle veining and rich earthy colors, Toledo™, a glazed ceramic tile series, recalls age old stone in traditional sizes and colors.

3 Colors | 2 Sizes



Edge: Pressed
Finish: Matte
No. of faces: Random



All Colors Available in Sizes 17"x17", 13"x13"

Mosaics







Beige 2"x2" on 13"x13" Mesh



Silver 2"x2" on 13"x13" Mesh



Noce 2"x2" on 13"x13" Mesh

Sizes & Trim		Thickness		Technical Specifications						
Tile thickness could vary based on size. Larger format tiles will have a higher thickness.		17"x17" - 9mm 13"x13" - 7.7mm		Test Method Abrasion Resistance C1027	Breaking Strength C648	Chemical Resistance C650	Water Absorption C373	DCOF ANSI A137.1	Scratch Hardness MOHS	Shade Variation Rating
   				Results III	≥ 250 lbf	Non-Resistant	$\leq 5\%$	$\geq .42$	7	V2

Grout joint recommendation: 1/8"

Green Friendly: VOC None



TOPANGA™

Glazed Ceramic

Topanga™ replicates a classic travertine look in varying tones of beige and gray. Subtle color variations and movement in design complement the look and feel of your space.

3 Colors | 3 Sizes




Edge: Pressed
Finish: Matte
No. of faces: 8



All Colors Available in Sizes 18"x18", 13"x23", 12"x12"

Mosaics



Cream 2"x2" on 12"x12" Mesh

Greige 2"x2" on 12"x12" Mesh

Tan 2"x2" on 12"x12" Mesh

Sizes & Trim		Thickness		Technical Specifications									
Tile thickness could vary based on size. Larger format tiles will have a higher thickness.													
					18"x18" - 8.4mm	Test Method	Abrasion Resistance C1027	Breaking Strength C648	Chemical Resistance C650	Water Absorption C373	DCOF ANSI A137.1	Scratch Hardness MOHS	Shade Variation Rating
18"x18" 17.60" x 17.60"	13"x23" 12.68" x 22.56"	12"x12" 12.28" x 12.28"	12"x12" Mesh 12.28" x 12.28"	3"x12" Floor SBN	13"x23" - 8.4mm	Results	III	Check Website	Resistant	Check Website	< 0.42	7	V2
					12"x12" - 8mm								

Grout joint recommendation: 3/16"

Green Friendly: VOC None

TROVATA II™

Glazed Porcelain

Trovata II™ beautifully recreates the look of stone in glazed porcelain with rustic undertones. Using high definition printing technology, Trovata II™ consists of four colors and coordinating mosaics.

4 Colors | 3 Sizes



TROVATA II™



Edge: Pressed
 Finish: Matte
 No. of faces: 8 (21"x21")
 16 (13"x13")
 16 (12"x24")

All Colors Available in Sizes 21"x21", 13"x13", 12"x24"

Mosaics








Album 2"x2" on 13"x13" Mesh

Diary 2"x2" on 13"x13" Mesh

Journal 2"x2" on 13"x13" Mesh

Ledger 2"x2" on 13"x13" Mesh

SIZES & TRIM		THICKNESS		TECHNICAL SPECIFICATIONS												
Tile thickness could vary based on size. Larger format tiles will have a higher thickness.		21"x21" - 8.5mm 13"x13" - 8mm 12"x24" - 8.5mm		Test Method Abrasion Resistance C1027	Breaking Strength C648	Chemical Resistance C650	Water Absorption C373	DCOF ANSI A137.1	Scratch Hardness MOHS	Shade Variation Rating						
 21"x21" 21.38"x21.38"		 13"x13" 12.97"x12.97"		 12"x24" 12.19"x23.98"		 13"x13" Mesh		 3"x13" Floor SBN		Results IV	>380 lbf	Resistant	<0.5%	>0.55	7	V3

Grout joint recommendation: 1/8" | Always consult a professional installer for proper usage outdoors.

Green Friendly: VOC None



UDDO™

Glazed Ceramic

Uddo™ represents the look of wood in a glazed ceramic tile evoking layers of texture and natural graining. The warm, neutral tones will enhance the beauty of any space.


3 Colors | 1 Size



Edge: Pressed
Finish: Matte
No. of faces: 8



All Colors Available in Size 8"x24"

Sizes & Trim Tile thickness could vary based on size. Larger format tiles will have a higher thickness.	Thickness 8"x24" - 8.6mm	Technical Specifications						
		Test Method Abrasion Resistance C1027	Breaking Strength C648	Chemical Resistance C650	Water Absorption C373	DCOF ANSI A137.1	Scratch Hardness MOHS	Shade Variation Rating
 8"x24" 795 x23.70"		Results III	Results <250 lbf	Results Not Resistant	Results >7.0%	Results ≥0.80	Results 7	Results V2

Grout joint recommendation: 3/16"

Green Friendly: VOC None

UPTOWN™

Glazed Body Match Porcelain


Uptown™ features subtle textures and color variation giving it a timeless, urban feel. All colors are offered in a coordinating mosaic and chevron pattern for a variety of installation options.



Sugar Hill



Manhattan



Morningside



Hamilton



Hudson



Washington

Edge: Rectified
 Finish: Matte
 No. of faces: 6 (24"x47")
 20 (24"x24")
 3 (18"x35")
 24 (12"x24")

Above Colors Available in Sizes 24"x47", 24"x24", 12"x24"

Chevron Patterns



Sugar Hill 18"x35"



Manhattan 18"x35"



Morningside 18"x35"



Hamilton 18"x35"



Hudson 18"x35"



Washington 18"x35"


Mosaics




Sugar Hill 2"x2" on 12"x12" Mesh




Manhattan 2"x2" on 12"x12" Mesh




Morningside 2"x2" on 12"x12" Mesh



Hamilton 2"x2" on 12"x12" Mesh



Hudson 2"x2" on 12"x12" Mesh



Washington 2"x2" on 12"x12" Mesh

Sizes & Trim	Thickness	Technical Specifications																
<p>Tile thickness could vary based on size. Larger format tiles will have a higher thickness.</p> <p>24"x47" 24.02"x47.24" 24"x24" 24.02"x24.02" 18"x35" 17.72"x35.43" 12"x24" 12.2"x24.02" 12"x12" Mesh 11.81"x11.81" 3"x12" Floor SBN</p>	<p>24"x47" - 10mm 24"x24" - 9mm 18"x35" - 9mm 12"x24" - 9.5mm</p>	<table border="1"> <thead> <tr> <th>Test Method</th> <th>Abrasion Resistance C1027</th> <th>Breaking Strength C648</th> <th>Chemical Resistance C650</th> <th>Water Absorption C373</th> <th>DCOF ANSI A137.1</th> <th>Scratch Hardness MOHS</th> <th>Shade Variation Rating</th> </tr> </thead> <tbody> <tr> <td>Results</td> <td>IV</td> <td>≥ 850 lbf</td> <td>Resistant</td> <td>≤ .50%</td> <td>≥ .65</td> <td>7</td> <td>V2</td> </tr> </tbody> </table>	Test Method	Abrasion Resistance C1027	Breaking Strength C648	Chemical Resistance C650	Water Absorption C373	DCOF ANSI A137.1	Scratch Hardness MOHS	Shade Variation Rating	Results	IV	≥ 850 lbf	Resistant	≤ .50%	≥ .65	7	V2
Test Method	Abrasion Resistance C1027	Breaking Strength C648	Chemical Resistance C650	Water Absorption C373	DCOF ANSI A137.1	Scratch Hardness MOHS	Shade Variation Rating											
Results	IV	≥ 850 lbf	Resistant	≤ .50%	≥ .65	7	V2											



VELOCITY™

Glazed Porcelain


Velocity™ uniquely displays the varied colors and textures of distressed wood. A popular chevron pairs natural and painted wood tones for rustic, yet modern appeal. Plank tiles invite creative layouts for geometric designs that play on patterns.

3 Colors | 1 Size




VELOCITY™

Edge: Rectified
Finish: Matte
No. of faces: 3



All Colors Available in Size 17" x 35"

Sizes & Trim Tile thickness could vary based on size. Larger format tiles will have a higher thickness.	Thickness 17" x 35" - 11mm	Technical Specifications							
		Test Method	Abrasion Resistance C1027	Breaking Strength C648	Chemical Resistance C650	Water Absorption C373	DCOF ANSI A137.1	Scratch Hardness MOHS	Shade Variation Rating
 17" x 35" 17.40" x 35.04"		Results	III	≥ 850 lbf	Resistant	≤ .50%	< .42	7	V2

Grout joint recommendation: 1/16"

Green Friendly: VOC None



VIRTUE™

Glazed Porcelain

Virtue™ features interlocking tiles that seamlessly connect for a consistent hexagon shape. Its eclectic mix of ornate patterns and smooth textures add an accent pop, or bold, all-over patterning. An octagonal shape blends the craftsmanship of a mosaic with the ease of larger-format tiles.


3 Colors | 1 Size



VIRTUE™

Edge: Pressed
Finish: Matte
No. of faces: 4

White



Ivory



Gray



All Colors Available in Size 18"x18"

Sizes & Trim		Thickness		Technical Specifications							
Tile thickness could vary based on size. Larger format tiles will have a higher thickness.		17"x17" - 9mm		Test Method	Abrasion Resistance C1027	Breaking Strength C648	Chemical Resistance C650	Water Absorption C373	DCOF ANSI A137.1	Scratch Hardness MOHS	Shade Variation Rating
				Results	IV	≥ 400 lbf	Resistant	< .50%	≥ .60	9	V2

Grout joint recommendation: 1/8" | Always consult a professional installer for proper usage outdoors.

Green Friendly: VOC None

XTRA™

2CM Porcelain

Xtra™ replicates the look of concrete and stone in multiple colors. This unique collection is suitable for indoor and outdoor spaces.

5 Colors | 1 Size



XTRA™



Cemento Sand




Cemento Gray



Basalt Black



Trav Silver



Trav Beige

Edge: Rectified

Finish: Matte

No. of faces: 8 (Cemento)

12 (Travertine)

6 (Basalt)

Colors Available in Size 24"x24"

Sizes & Trim		Thickness		Technical Specifications						
Tile thickness could vary based on size. Larger format tiles will have a higher thickness. 24"x24" 23.62"x23.62" 12"x24" Coping		24"x24" - 20mm		Test Method Abrasion Resistance C1027	Breaking Strength C648	Chemical Resistance C650	Water Absorption C373	DCOF ANSI A137.1	Scratch Hardness MOHS	Shade Variation Rating
				Results I	≥ 500 lbf	Resistant	≤ .50%	> .65	8	V2

Grout joint recommendation: 1/8" | Always consult a professional installer for proper usage outdoors.

Green Friendly: VOC None

ZURICH™

Glazed Porcelain

Zurich™ is inspired by the natural beauty of marble. Subtle veining and eye catching design creates a stylish environment.



4 Colors | 3 Sizes




ZURICH™




- Edge: Rectified
- Finish: Matte & Polished
- No. of faces:
 - 6 (Fora & Varzo 32"x32")
 - 8 (Groven 32"x32")
 - 10 (Ribia 32"x32")
- 4 (Fora, Groven, Varzo 24"x47")
 - 6 (Ribia 24"x47")
- 12 (Fora & Varzo, 12"x24")
 - 14 (Groven 12"x24")
 - 17 (Ribia 12"x24")

All Colors Available in Sizes 12"x24", Matte & Polished
 All Colors Available in Sizes 32"x32" and 24"x47", Polished

Mosaics



Fora 2"x2" on 12"x12" Mesh



Groven 2"x2" on 12"x12" Mesh



Ribia 2"x2" on 12"x12" Mesh



Varzo 2"x2" on 12"x12" Mesh

Mosaics Available in Matte Only | SBN Available in Matte and Polished

Sizes & Trim		Thickness		Technical Specifications																
Tile thickness could vary based on size. Larger format tiles will have a higher thickness.		32"x32" - 8.5mm 24"x47" - 8.5mm 12"x24" - 8.5mm		<table border="1"> <tr> <th>Test Method</th> <td>Abrasion Resistance C1027</td> <td>Breaking Strength C648</td> <td>Chemical Resistance C650</td> <td>Water Absorption C373</td> <td>DCOF ANSI A137.1</td> <td>Scratch Hardness MOHS</td> <td>Shade Variation Rating</td> </tr> <tr> <th>Results</th> <td>Check Website</td> <td>Check Website</td> <td>Check Website</td> <td>Check Website</td> <td>Check Website</td> <td>Check Website</td> <td>V3</td> </tr> </table>	Test Method	Abrasion Resistance C1027	Breaking Strength C648	Chemical Resistance C650	Water Absorption C373	DCOF ANSI A137.1	Scratch Hardness MOHS	Shade Variation Rating	Results	Check Website	Check Website	Check Website	Check Website	Check Website	Check Website	V3
Test Method	Abrasion Resistance C1027	Breaking Strength C648	Chemical Resistance C650		Water Absorption C373	DCOF ANSI A137.1	Scratch Hardness MOHS	Shade Variation Rating												
Results	Check Website	Check Website	Check Website	Check Website	Check Website	Check Website	V3													
 24"x47" 23.62"x47.24"	 32"x32" 31.5"x31.5"	 12"x24" 11.81"x23.62"	 12"x12" Mesh	 3"x12" Floor SBN																

Grout joint recommendation: Check Website

Green Friendly: VOC None