

FLEX™

Glazed Ceramic




Flex™ captures the essence of subway tile for unique vertical installations. A variety of tile sizes guide timeless neutrals across walls and surfaces. The series is available in matte and glossy finishes for an array of aesthetics.



5 Colors | 4 Sizes





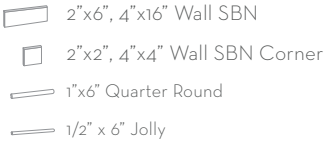






FLEX™



All Colors Available in Sizes 4"x16", 4"x10", 3"x6" | Matte & Gloss Finish

White Available in Size 6"x6" | Matte & Gloss Finish

Sizes & Trim Tile thickness could vary based on size. Larger format tiles will have a higher thickness.	Thickness	Technical Specifications				
 <p>6"x6" 6.07"x6.07"</p>  <p>4"x16" 4.31"x16.00"</p>  <p>4"x10" 4.31"x9.86"</p>  <p>3"x6" 3.04"x6.07"</p>  <ul style="list-style-type: none">  2"x6", 4"x16" Wall SBN  2"x2", 4"x4" Wall SBN Corner  1"x6" Quarter Round  1/2" x 6" Jolly 	6"x6" - 7mm 4"x16" - 8mm 4"x10" - 7.3mm 3"x6" - 7mm	Test Method Breaking Strength C648	Chemical Resistance C650	Water Absorption C373	Scratch Hardness MOHS	Shade Variation Rating
		Results >125 lbf	Resistant	<20%	Check Website	V1

Grout joint recommendation: 1/16"

Green Friendly: VOC None