

CAME-TV



USER MANUAL

MINI 50C

I - Description

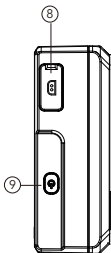
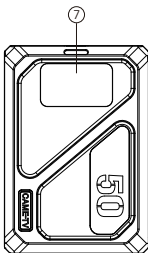
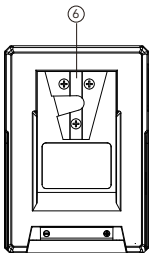
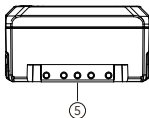
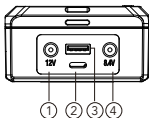
MINI 50C is a broadcast-grade lithium-ion battery that combines advanced technology and user-friendly design, aiming to provide more efficient and convenient power support for users in photography, broadcasting and other industries.

In practical applications, its standard is 45W bidirectional TYPE-C, which supports fast charging and discharging to maintain sufficient power anytime and anywhere. It is equipped with high-quality battery cells and an excellent battery management system to ensure the stability and safety of the battery, so that users do not need to worry about battery life and safety issues.

It is equipped with multiple interfaces, allowing you to maintain sufficient power anytime and anywhere. The interface includes a D-TAP interface, a USB-A interface, a bidirectional TYPE-C (USB-C) interface that supports PD2.0 and PD3.0 [with a maximum output power of up to 45W], as well as a 12V DC interface, and an 8.4V DC interface to meet the power supply needs for a variety of devices.

This multi-interface design makes powering and charging your devices more convenient.

II - Product Appearance



- ① 12V DC
- ② USB-C
- ③ USB-A
- ④ 8.4V DC
- ⑤ BP Interface
- ⑥ V-Mount Interface
- ⑦ OLED Display
- ⑧ D-TAP
- ⑨ Display Switch Button

III - Button Instruction

- ① Press the 'Display Switch Button' to activate USB-A, USB-C, 8.4V DC, 12V DC
- ② Press the 'Display Switch Button' to turn on the screen. Screen will automatically turn off in about 5 seconds.

IV - Parameters

Model	MINI 50C	
Rated Voltage	14.4V	
Capacity	50Wh, 3450mAh	
Output	BP Interface	14.4V 5A
	D-TAP	14.4V 5A
	USB-A	5V 2.1A (MAX.)
	USB-C	PD 2.0 & PD 3.0 Bidirectional input/output 45W (MAX.)
	DC1	12V 2A (MAX.)
DC2	8.4V 2A (MAX.)	
Dimension	107 x 75 x 38mm	
Net Weight	378g	

Note: Press to activate USB-A, USB-C, 8.4V DC, 12V DC

V - OLED Display

When the battery is charging and discharging normally, the screen will display voltage, current, and other parameters in real time. The letter "I" represents the real-time current, "U" represents the real-time voltage, while "T" represents the remaining usage time.



An abnormal protection sign will appear if there is any error during use.

When the voltage of a single cell is low, the screen displays fault code 01.



When the single cell is over-charged, the screen displays fault code 02.



When the battery is over-current charged, the screen displays fault code 03.



When the battery is over-current discharged, the screen displays fault code 04.



When the battery is over-loaded during discharge, the screen displays fault code 05.



When the battery is short-circuited during charging, the screen displays fault code 06.



When the battery is short-circuited during discharge, the screen displays fault code 07.



When the surrounding environment or the battery itself is too hot, the battery will be protected from over-temperature, and the screen displays fault code 08.



When the surrounding environment temperature is too low, the battery will be protected from low temperature, and the screen displays fault code 09.



VI - Troubleshooting

Problems	Troubleshooting
No power supply	(1) Charge the battery to activate it once an abnormal protection symbol popped up.
	(2) Verify the connection with the devices to ensure its accuracy.
	(3) Check if the battery power is low.
	(4) Check if the positive and negative terminals are reversed.
	(5) Short press the battery display button to attempt activation.
	(6) Disconnect the load and connect again.
Significant heating during use	(1) The battery and load connections are loose, leading to poor contact.
	(2) This product has been in use for over 3 years, nearing the end of its service life.

VII - Maintenance

- (1) Please strictly follow the instructions for use and maintenance.
- (2) When the battery power is low, it should be charged promptly, which will help extend the battery life. If the battery is not charged promptly and left in a state of power shortage for an extended period, it will affect the service life of the battery. If the battery needs to be left aside for a long time, it is recommended to keep the battery at 70% capacity and charge it once every two months up to 70% of the battery's full capacity.
- (3) This product should be used in a well-ventilated, dry, and clean environment; sources of fire and flammable items should be avoided during charging. If danger occurs, please promptly

disconnect the connection between this product and other equipment to ensure the safety of personnel.

(4) The operating temperature range of this product is 0~40 degrees Celsius (the optimal operating temperature range is 15~35 degrees Celsius). If it exceeds this temperature range, the performance of this product may change. A decrease in capacity or a decrease in equipment running time are normal occurrences.

(5) Organic solvents cannot be used to clean the outer casing of this product. When an accidental fire occurs with this product, do not use carbon dioxide to extinguish fires. Instead, use fire extinguishers such as carbon tetrachloride or sand to extinguish fire.

(6) Batteries are consumable items with a limited lifespan. Users are advised to promptly replace the battery with a new one when its capacity falls below 70% of the rated capacity.

VIII - Cautions

It is essential to use this product correctly in accordance with the following specifications to prevent leakage, abnormal heating, fire, performance degradation, explosion, and other accidents. The company shall not be responsible for any accidents caused by failure to operate in accordance with the instructions.

(1) Handle gently to avoid severe vibration.

(2) Do not immerse this product or its accessories in water or other liquids, and ensure moisture-proofing measures are taken.

(3) Avoid short circuit of the positive and negative output terminals of this product.

(4) It is prohibited to throw used batteries into fire, otherwise dangerous accidents such as explosion may occur.

(5) If the battery is damaged, the casing is cracked, deformed, the electrolyte leaks, there is an odor or other abnormal phenomena, please do not use the product; please send it to the manufacturer's authorized office or qualified relevant institutions for proper handling. Also: Batteries that leak electrolyte should be kept away

from fire sources to avoid causing an explosion.

(6) It is strictly prohibited to repair or modify this product without permission. Repairing or modifying the battery without permission may cause internal short circuit, decomposition of internal materials, fire, explosion, etc. In addition, disassembling the battery may cause the battery electrolyte to leak; if the electrolyte splashes onto your skin, eyes or other parts of the body, please rinse with clean water immediately and seek medical attention immediately.

(7) Failure maintenance of this product should be completed by the company or an authorized agency, and users are not allowed to handle it without authorization.

(8) Private disassembly is strictly prohibited. Users are not allowed to disassemble this product and its accessories without permission. Otherwise, the company will not bear any responsibility for the resulting losses.

IX - Transportation

(1) This product is suitable for air, sea and road transportation. Air and sea transportation certificates from relevant agencies have been obtained. However, during the actual transportation process, the regulations of the relevant transportation departments must be followed (such as airports, railway stations, highway passenger stations, etc.). Sunshine, rain and severe vibrations should be avoided during transportation.

(2) This product must be packed with insulating and shock-proof materials to avoid damage to the battery pack caused by bumps along the way.

(3) This product must be handled with care during transportation, loading and unloading, and must not be thrown randomly to avoid collisions.

(4) During transportation, do not place heavy objects on this product to avoid damage to the product caused by squeezing.

(5) Do not transport together with flammable, explosive and sharp metal objects.

X - Storage

- (1) This product should be stored in a clean, dry, and ventilated environment with a temperature range of 0-40 degrees Celsius and a relative humidity range of 30-60%.
- (2) Contact with corrosive substances must be avoided.
- (3) This product must be kept away from sources of ignition and heat.
- (4) The battery level of this product should be maintained at approximately 70%. To prevent over-discharge, the product should be charged to approximately 70% of its maximum capacity every two months.

XI - Warm Tips

The battery is equipped with an automatic protection feature designed to safeguard against power surges and overloads.

This built-in safety mechanism is engineered to detect excessive current or voltage, ensuring the safety of both the battery and connected devices.

If the battery detects a power surge or overload, the protection circuitry will activate. When the automatic protection feature is triggered, the battery will disable itself.

To resume normal operation, please disconnect the battery from the power source. To reset the battery, place the battery on a charger, or re-charge from the Type-C USB.

XII - Aftersales Service

While we trust you will never have the need, if you do, our service is both friendly and hassle-free.

Email:

Americas: americas@came-tv.com

Outside Americas: europa@came-tv.com

Follow Us:

<https://www.facebook.com/CameTvGear/>

<https://www.instagram.com/cametv/>

<https://www.youtube.com/c/CameTVgear/videos>