

# NAU No-Acid Ultra

## Acid Neutralizer Additive for Air Conditioning and Refrigeration Systems

### Product Description



NO-ACID ULTRA is the acid neutralizer additive able to completely eliminate residues of acid in the lubricant or in the refrigerating gas of AC/R systems by reducing its acidity level. Its new formula can block and neutralize the ions with only 1/5 of the volume of the former composition. Therefore it can be used simultaneously with other additives and reduce the impact on the volume and on the character of the lubricant.

### Acidity Problem

Acidity inside a system is generated usually by the natural decomposition of gas and lubricants: these derivatives can show a reaction with the commonly present humidity in the system and form organic, carbonic, hydrochloric and fluoridic acidity. Latter are highly aggressive against metals and can cause leakages or even the burning of the compressor.

### Features

- It increases the efficiency of the lubricant of the compressor.
- It extends the compressor's life.
- It reduces the friction inside the compressor reducing vibrations and noises.
- It reduces significantly the compressor's noise.
- It reduces the maintenance cost of the system.
- It reduces the CO<sub>2</sub> emissions.
- It doesn't change the chemical character of the lubricant.
- It doesn't change the refrigeration gas.
- Its action is long-lasting.
- It doesn't damage the compressor.
- Its compatible with all refrigerating gases, including CO<sub>2</sub>, except R717 (ammonia).
- It's suitable for all kinds of air conditioning systems (A/C AUTO and AC/R).

### Benefits in new AC/R systems



- Avoids the formation of the phenomenon of acidity.
- Keeps the original performance of the system.

### Benefits in working AC/R systems

- Eliminates the phenomenon of the acidity reprimating the original performance of the system.
- Reduces the level of humidity.

### Application for Climatization and Refrigeration Systems

1. Turn the air conditioning system on and set the temperature to minimum.
2. Locate the air conditioner charging port and connect the adapter.
3. Connect the cartridge to the adapter and close the suction valve (pump down).
4. Introduce NO-ACID ULTRA into the system.
5. Re-open the suction valve.
6. Disconnect the cartridge from the external unit.
7. Keep the air conditioner on for at least 30 minutes.



### Doses for Air Conditioning and Refrigeration Systems

The 6 mL (0,20 fl oz) cartridge is the dose for preventive use in systems up to 21 KW - 72000BTU/h - 6 TONS.

### Optimal Dilution in the Compressor Oil

The 6 mL (0,20 fl oz) cartridge is the right dose for preventive use up to 700 mL compressor oil. It's recommended to try Acid-Test by Errecom to find out the best quantity of NO-ACID ULTRA you need for the correction of all system components.

- Low Acid Level (pH >6,8) 6 mL (0,2 fl oz) of NO-ACID ULTRA per 2 Litres (64 fl oz) of Lubricant;
- Medium Acid Level (6,8 ≥ pH ≥ 5,2) 6 mL (0,2 fl oz) of NO-ACID ULTRA per 1,5 Litres (48 fl oz) of Lubricant;
- High Acid Level (pH < 5,2) 6 mL (0,2 fl oz) of NO-ACID ULTRA per 0,7 Litres (24 fl oz) of Lubricant.

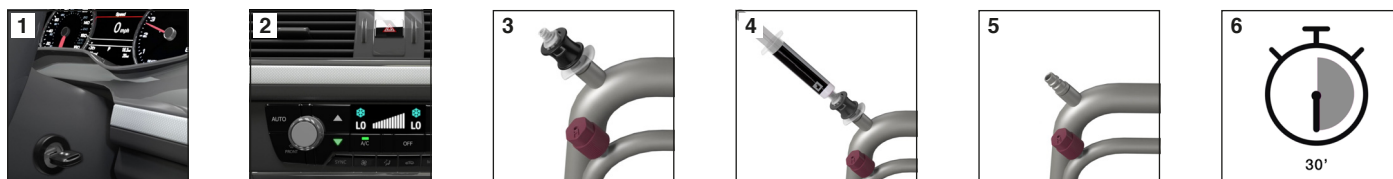
In case of very high acid level we recommend to proceed with Acid-Test (by Errecom) 15 minutes after insertion of NO-ACID ULTRA: if the acidity is yet present you can insert one more time NO-ACID ULTRA, always according to the predetermined dose. Additionally in case of high acid level we recommend to insert Extreme Ultra after the treatment to prevent or to stop micro leakages generated by acidity.

### Maximum Delution Allowed in the Compressor Oil

The maximum delution allowed is 1:125 (1 part NO-ACID ULTRA per 125 parts of Compressor Oil).

## Application in Vehicle A/C systems

1. Start the engine of the vehicle.
2. Turn the air conditioner on and set the temperature to minimum
3. Locate the low-pressure charging port of the A/C system and connect the adapter.
4. Connect the cartridge to the adapter and insert NO-ACID ULTRA into the system.
5. Disconnect the cartridge of the external motor.
6. Keep the A/C system on for at least 30 minutes.



## Doses for Vehicle A/C Systems

The 6mL (0,20 fl oz) cartridge is the common necessary dosage for insertion in A/C Systems of vehicles.

The 6mL (0,20 fl oz) cartridge must be inserted completely independent of the refrigerating gas' quantity inside the A/C of the vehicle.

We recommend to use Acid-Test by Errecom to find out the best quantity of NO-ACID ULTRA for the correction of any kind of A/C systems of vehicles.

- Low Acid Level (pH >6,8) 6 mL (0,2 fl oz) of NO-ACID ULTRA per 2 Litres (64 fl oz) of Lubricant;
- Medium Acid Level (6,8 ≥ pH ≥ 5,2) 6 mL (0,2 fl oz) of NO-ACID ULTRA per 1,5 Litres (48 fl oz) of Lubricant;
- High Acid Level (pH < 5,2) 6 mL (0,2 fl oz) of NO-ACID ULTRA per 0,7 Litres (24 fl oz) of Lubricant.

In case of very high acid level we recommend to try Acid-Test by Errecom 15 minutes after insertion of NO-ACID ULTRA: if the acidity is yet present you can insert one more time NO-ACID ULTRA, always according to the predetermined dosage. Additionally in case of high acid level we recommend to insert Extreme Ultra after the treatment to prevent or to stop micro leakages generated by acidity.

## Adapters for Air Conditioning and Refrigeration Systems



ADATTATORE FLEX HOSE  
(included)

Flexible adapter to simplify the insertion of the additive into the system in case it is difficult to find the low-pressure charging valve (always included).

## Adapters for Air Conditioning and Refrigeration Systems



1/4 SAE

Adapter with O-ring black, thread 1/4 SAE and security system to prevent spilling of refrigeration gas, connectable to the low-pressure charging valve of AC/R systems.



5/16 SAE

Adapter with O-ring green, thread 5/16 SAE and security system to prevent spilling of refrigeration gas, connectable to the low-pressure charging valve of AC/R systems with refrigeration gas R410a and R32.

## Adapters for A/C Systems of vehicles



R134a

Black Adapter for quick attack and security system to avoid spilling of refrigeration gas, connectable to the low-pressure valve of A/C systems with refrigeration gas R134a.



R1234yf

Green Adapter for quick attack and security system to avoid spilling of refrigeration gas, connectable to the low-pressure valve of A/C systems with refrigeration gas R1234yf.

## Packaging available



6 mL (0,20 fl oz) cartridge in carton box  
Counter display with 30 boxes

Syringe of 6 mL (0,20 fl oz)  
in plastic blister  
for counter display or stand alone



Art.-Nr.			Description			Art.-Nr.
TR1175.AL.01.S2	30	5400	Cartridge without adapter	1120	20	TR1175.AL.01
TR1175.AL.H1.S2	30	5400	Cartridge with adapter for A/C systems of vehicles with R134a	1120	20	TR1175.AL.H1
TR1175.AL.H7.S2	30	5400	Cartridge with adapter for A/C systems of vehicles with R1234yf	1120	20	TR1175.AL.H7
TR1175.AL.H2.S2	30	5400	Cartridge with adapter for A/C systems of vehicles with R134a + R1234yf	1120	20	TR1175.AL.H2
TR1175.AL.H4.S2	30	5400	Cartridge with adapter 1/4 SAE for AC/R systems	1120	20	TR1175.AL.H4
TR1175.AL.H8.S2	30	5400	Cartridge with adapter 5/16 SAE for AC/R systems	1120	20	TR1175.AL.H8
TR1175.AL.H3.S2	30	5400	Cartridge with adapter 1/4 + 5/16 SAE for AC/R systems	1120	20	TR1175.AL.H3
TR1175.AL.H6.S2	30	5400	Cartridge with adapter 1/4 + 5/16 SAE + R134a + R1234yf	1120	20	TR1175.AL.H6



The cartridge, the adapters and the blisters are made with 100% recyclable plastic.  
The boxes and the counter display with 100% recyclable carton.

## Danger Indications



### Danger

**Danger statements:** H302 Harmful if swallowed. H315 Causes skin irritation. H318 Causes serious eye damage.

**Precautionary statements:** P280 Wear protective gloves and eye/face protection.

**Contains:** butan-1-ol polyethylene glycol octylphenyl ether