




Leak Stop Additive for Air Conditioning and Refrigeration Systems

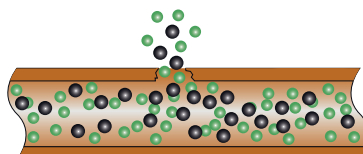
Product Description



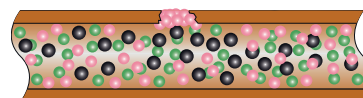
EXTREME ULTRA is a leak stop that guarantees a permanent repair of micro leakages up to 0.3 mm in rubber and metal components of the Air conditioning and refrigeration systems. It is a new step in the evolution of the leak stop Extreme. The new innovative formula made it more efficient and let reduce the dose: only 6 ml for all types of vehicles and for AC/R systems up to 21 KW.

The action of EXTREME ULTRA is mechanical. It works in affinity with materials and components without creating any kind of chemical reaction. The product acts during the functioning of the Air Conditioning and Refrigeration system. Time needed for the complete sealing depends on dimensions and shape of the leakage.

-  Lubrificante
-  Gas Refrigerante
-  Extreme Ultra



BEFORE




AFTER

Features

- It is polymer-free.
- It is non-reactive to oxygen and moisture.
- It is compatible with every kind of lubricant.
- It repairs microleaks in rubber and metal components of AC/R systems.
- It is safe for A/C System components.
- It is compatible with any kind of Air Conditioning or Refrigeration systems (Vehicle A/C or AC/R).
- It is visible to any UV Lamp.
- Its action is permanent over time.
- It is non-flammable.
- It is non-irritating.
- It is safe for the operator.
- It is compatible with all Refrigerant Gas, including CO₂, excluding R717 (ammonia).
- It doesn't damage the compressor.
- It significantly reduces Compressor noise.
- It doesn't clog or damage the recovery machine.
- It doesn't stop inside the drier filter.
- It doesn't accumulate in the expansion valve.

Application for Air Conditioning and Refrigeration Systems

1. Turn the air conditioner on and set the temperature to minimum.
2. Locate the air conditioner charging port and connect the adapter.
3. Connect the cartridge to the adapter and close the suction valve (pump down).
4. Inject EXTREME ULTRA into the system.
5. Re-open the suction valve.
6. Disconnect the cartridge from the external unit.
7. Keep the air conditioner on for at least 30 minutes.



Doses for Air Conditioning and Refrigeration Systems

The 6ml (0.20 fl oz) cartridge is an optimal dose for systems up to 21 KW - 72000BTU/h - 6 TONS.

Optimal dilution in the Compressor Oil

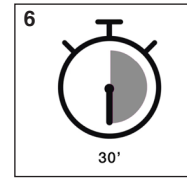
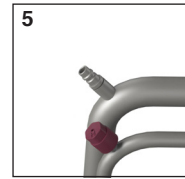
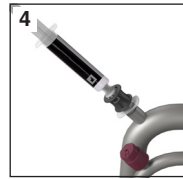
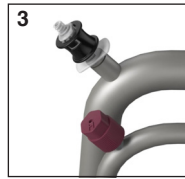
The 6ml (0.20 fl oz) cartridge is the optimal dose up to 700ml of Compressor Oil.

Maximum Dilution Allowed in the Compressor Oil

The maximum permitted dilution is 1:125 (1 part of EXTREME ULTRA every 125 parts of Compressor Oil).

Application for Vehicle A/C Systems

1. Start the engine of the vehicle.
2. Turn the air conditioner on and set the temperature to minimum.
3. Locate the low-pressure charging port of the A/C system and connect the adapter.
4. Connect the cartridge to the adapter and inject EXTREME ULTRA into the system.
5. Disconnect the cartridge from the system.
6. Keep the A/C system on for at least 30 minutes.



Doses for Vehicle A/C Systems

The 6ml (0.20 fl oz) cartridge is a universal dose for any vehicle.

The 6ml (0.20 fl oz) cartridge must be used entirely, regardless of the amount of refrigerant gas contained in the vehicle A/C system.

Adapters for the injection of additives in AC/R Systems



FLEX HOSE ADAPTER
(included)

Flexible adapter that facilitates the injection of the additive inside the system when the charging port is difficult to reach.
(always included).

Adapters for Air Conditioning and Refrigeration Systems



1/4 SAE

The adapter with black O-ring, 1/4 SAE thread and security system to prevent refrigerant gas leaks, to be connected to the low-pressure charging port of the Air Conditioning and Refrigeration system.



5/16 SAE

The adapter with green O-ring, 5/16 SAE thread and security system to prevent refrigerant gas leaks, to be connected to the low-pressure charging port of the Air conditioning and Refrigeration systems working with R410a or R32 refrigerant gas.

Adapters for Vehicle A/C Systems



R134a

Black adapter with quick coupler and security system to prevent refrigerant gas leaks, to be connected to the low pressure charging port of the vehicle A/C system operating with R134a refrigerant gas.



R1234yf

Green adapter with quick coupler and security system to prevent refrigerant gas leaks, to be connected to the low pressure charging port of the vehicle A/C system operating with R1234yf refrigerant gas.

Packaging



6ml (0.20 fl oz) cartridge in a carton box
Counter display with 30 carton boxes



6ml (0.20 fl oz)
Cartridge in plastic clamshell
packaging

Art.-Nr.	30	5400	Description	1120	20	Art.-Nr.
TR1163.AL.01.S2	30	5400	Cartridge without adapters	1120	20	TR1163.AL.01
TR1163.AL.H1.S2	30	5400	Cartridge with adapter for vehicle A/C system with R134a	1120	20	TR1163.AL.H1
TR1163.AL.H7.S2	30	5400	Cartridge with adapter for vehicle A/C system with R1234yf	1120	20	TR1163.AL.H7
TR1163.AL.H2.S2	30	5400	Cartridge with adapters for vehicle A/C systems with R134a + R1234yf	1120	20	TR1163.AL.H2
TR1163.AL.H4.S2	30	5400	Cartridge with 1/4 SAE adapter for AC/R system	1120	20	TR1163.AL.H4
TR1163.AL.H8.S2	30	5400	Cartridge with 5/16 SAE adapter for AC/R system	1120	20	TR1163.AL.H8
TR1163.AL.H3.S2	30	5400	Cartridge with 1/4 SAE and 5/16 SAE adapters for AC/R system	1120	20	TR1163.AL.H3
TR1163.AL.H6.S2	30	5400	Cartridge with adapters 1/4 SAE + 5/16 SAE + R134a + R1234yf	1120	20	TR1163.AL.H6



The cartridges, adapters and clamshells are completely plastic, recyclable 100%.
The carton boxes and counter displays are made of cardboard, recyclable 100%.

Danger Indications

No indication of danger.