

### Product Description



BRILLIANT is a fluorescent UV leak detector dye specifically designed to be used in AC/R systems. Its universal formulation makes it compatible with all refrigeration lubricants and refrigerants, both for the Automotive and HVAC/R sectors. Thanks to its high fluorescence, it quickly and precisely locates refrigerant gas leaks. Fluorescent UV dyes are commonly used in the AC/R industry as leak detectors, but many products on the market contain solvents with chromophore pigments. These solvents have been shown to damage AC/R systems by affecting the lubricant viscosity and permanently damaging the compressor. As they can ruin aluminium, plastics, and rubber, they are not safe for the components of AC/R systems and refrigerant recovery units. In addition, some solvents, such as Aromatic200 and NMP (N-methylpyrrolidone), are carcinogenic and toxic. BRILLIANT, instead, is solvent-free and, like all Errecom's leak detector dye, is non-toxic and safe for all AC/R system components. It complies with SAE J2297 and SAE J2298 standards.

### Features

- Compatible with all refrigerant gases CFC, HFC, HCFC, HFO, CO<sub>2</sub> and hydrocarbon (R12, R134a, R1234yf, R407c, R22 included).
- Developed for the latest generation of refrigerant gases.
- Compatible with all refrigeration lubricants.
- Compatible with electric compressors.
- Precisely locates refrigerant gas leaks.
- Long-lasting action.
- Does not contain solvents.
- Complies with SAE J2297 and SAE J2298.
- Does not damage systems or refrigerant recovery units.
- Visible if exposed to any UV light.
- Identification labels included in the pack.

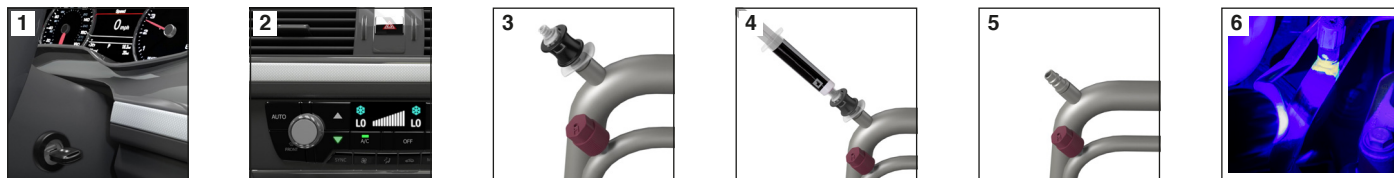
### Vehicle A/C systems - refrigerant recovery unit application

Fill the refrigerant recovery unit's bottle with BRILLIANT.



### Vehicle A/C systems – cartridge application

1. Start the car.
2. Turn the A/C system on and set it to the lowest temperature.
3. Locate the low-pressure charging port of the A/C system and connect the adapter.
4. Connect the cartridge to the adapter and insert BRILLIANT into the system.
5. Disconnect the cartridge from the system.
6. Check the A/C system with a UV lamp. BRILLIANT will light up around the leak area.




### Dosage for vehicle A/C systems

7.5 mL (0.25 fl oz) is the dose for A/C systems up to 1.5kg of refrigerant gas.

## HVAC/R – cartridge application

1. Turn the A/C system on and set it to the lowest temperature.
2. Locate the low-pressure charging port of the A/C system and connect the adapter.
3. Connect the cartridge to the adapter and close the check valve (pump down).
4. Insert BRILLIANT into the system.
5. Open the check valve.
6. Disconnect the cartridge.
7. Wait for 15 minutes (for systems up to 6mt length) while the system is on. The waiting time increases proportionally for systems of larger size.
8. Check the A/C system with a UV lamp. BRILLIANT will light up around the leak area.



## HVAC/R - bottle application

Insert BRILLIANT into the AC/R system following the same lubricant fill-up procedures.

## Dosage for HVAC/R systems

1:60 dilution - 7.5 mL up to 0.5 L of refrigeration lubricant.

## Adapters to inject Brilliant into AC/R systems



FLEX HOSE ADAPTER  
(included)

Flexible adapter that facilitates the injection of the additive into the system when it's hard to locate the low-pressure charging port (always included).

## Adapters for vehicle A/C systems



R134a

Black adapter with quick coupler and security system to prevent refrigerant gas leaks. It must be connected to the low-pressure charging port of the vehicle A/C system operating with R134a.



R1234yf

Green adapter with quick coupler and security system to prevent refrigerant gas leaks. It must be connected to the low-pressure charging port of the vehicle A/C system operating with R1234yf.

## Adapters for Air conditioning and Refrigeration systems



1/4 SAE

Adapter equipped with black O-ring, thread 1/4 SAE and security system to prevent spilling of refrigerant gas. It must be connected to the low-pressure charging port of AC/R systems.



5/16 SAE

Adapter equipped with green O-ring, thread 5/16 SAE and security system to prevent spilling of refrigerant gas. It must be connected to the low-pressure charging port of AC/R systems working with R140a and R32.



## Packaging

### Bottle with dispenser

Art.-No.	Description		
TR1119.FS1	100 mL (3.4 fl oz)	12	-
TR1003.01.S1	250 mL (8.5 fl oz)	12	1920
TR1103.01.S1	350 mL (11.9 fl oz)	12	1536
TR1A03.01.S1	1 Litre (34 fl oz)	06	504





### 7.5 mL (0.25 fl oz) cartridge in plastic bag

Art.-No.	Description		
TR1058.A6.01.P1	06 cartridges with no adapter	25	1400
TR1058.A6.H1.P1	06 cartridges with R134a car A/C system adapter	25	1400
TR1058.A6.H7.P1	06 cartridges with R1234yf car A/C system adapter	25	1400
TR1058.A6.H2.P1	06 cartridges with R134a + R1234yf car A/C system adapter	25	1400
TR1058.01.P1	12 cartridges with no adapter	25	1400
TR1058.H1.P1	12 cartridges with R134a car A/C system adapter	25	1400
TR1058.H7.P1	12 cartridges with R1234yf car A/C system adapter	25	1400
TR1058.H2.P1	12 cartridges with R134a + R1234yf car A/C system adapter	25	1400





### 7.5 mL (0.25 fl oz) cartridge in blister pack

Art.-No.	Description		
TR1058.A6.01	06 cartridges with no adapter	20	1120
TR1058.A6.H1	06 cartridges with R134a car A/C system adapter	20	1120
TR1058.A6.H7	06 cartridges with R1234yf car A/C system adapter	20	1120
TR1058.A6.H2	06 cartridges with R134a + R1234yf car A/C system adapter	20	1120
TR1058.01	12 cartridges with no adapter	12	672
TR1058.H1	12 cartridges with R134a car A/C system adapter	12	672
TR1058.H7	12 cartridges with R1234yf car A/C system adapter	12	672
TR1058.H2	12 cartridges with R134a + R1234yf car A/C system adapter	12	672
TR1068.A12.01	12 cartridges with no adapter	12	672
TR1068.A12.H4	12 cartridges with adapter 1/4 SAE for AC/R systems	12	672
TR1068.A12.H8	12 cartridges with adapter 5/16 SAE for AC/R systems	12	672
TR1068.A12.H3	12 cartridges with adapter 1/4 SAE and 5/16 for AC/R systems	12	672




### 60 mL (2.0 fl oz) cartridge in blister pack

Art.-No.	Description		
TR1068.E.01	01 cartridge with no adapter	15	840
TR1068.E.H4	01 cartridge with adapter 1/4 SAE for AC/R systems	15	840
TR1068.E.H8	01 cartridge with adapter 5/16 SAE for AC/R systems	15	840
TR1068.E.H3	01 cartridge with adapter 1/4 SAE and 5/16 for AC/R systems	15	840



### Bottle

Art.-No.	Description		
TR1068.G.01	120 mL (4.0 fl oz)	12	3828



### 240 mL (8 fl oz) cartridge

Art.-No.	Description		
TR1003.DQ.01	Brilliant   Yellow   Universal	06	-



### Special Bag System

Art.-No.	Description		
TR1083.SH	150 mL	25	1400
TR1083.S	500 mL	10	560



Cartridges, adapters, and blister packs are made of 100% recyclable plastic. Cases and counter displays are made of recycled cardboard.

## Danger Indications

No indication of danger.

BRILLIANT must be used by a professional, with the appropriate personal protective equipments.