



Professional Indoor Air Quality Meter

Model#: IAQPRO



Download App Now



CPSLinkPro



Version 12.0 or higher



Version 8.0 or higher

QUICK START GUIDE

(English)

Latest Updates At www.cpsproducts.com

Patented CPSLinkPro™ Wireless Technology

Patent #9,043,161

Bluetooth® FCC CE **ICES-003**

1. Please read the **IAQPRO *Owner's Manual*** (at cpsproducts.com).
2. If the **IAQPRO** has been stored in temperature extremes, place the it **INDOOR, UNPLUGGED** under normal conditions for 6~8 hours before use.

3. INDOOR (CONNECTED TO POWER)

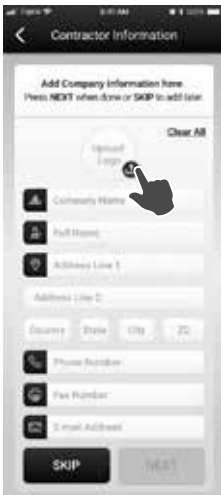
CPsLinkPro™



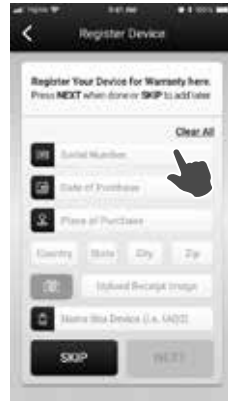
4. FOLLOW ON-SCREEN INSTRUCTIONS



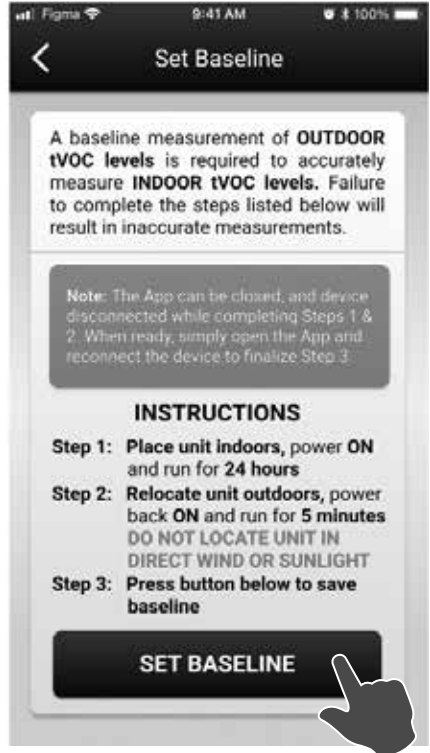
5. ENTER CONTRACTOR INFORMATION



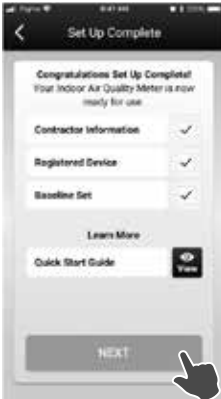
6. REGISTER DEVICE



7. SET BASELINE



8. SET UP COMPLETE



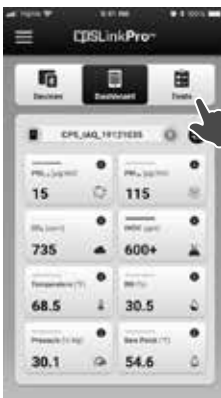
9. DEVICES SCREEN

Touch to view live readings.



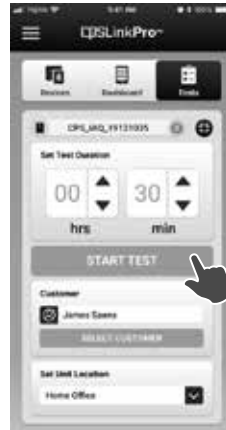
10. DASHBOARD SCREEN

Start an Indoor Air Quality Test.




11. INDOOR AIR QUALITY TEST

Default Time is 30 Minutes.



12. SPECIFY ISSUES, CAUSES, SOLUTIONS

Follow on-screen instructions for generating a report with prices.



Test Values
For 9 Air
Quality
Factors (Will
Be Included In
Report)

13. NOTE: Each New Time the IAQPRO is Turned ON, the tvOC Sensor Must Warm Up (5 ~ 60 Minutes). The Housing Light Bar will flash Green/Yellow, then solid GREEN when ready.



CPS PRODUCTS, INC. U.S.A.

1010 East 31st Street, Hialeah, Florida 33013, USA
Tel: 305-687-4121, 1-800-277-3808
Fax: 305-687-3743
E-mail: info@cpsproducts.com
Website: www.cpsproducts.com

CPS PRODUCTS CANADA LTD.

1324 Blundell Road Mississauga, ON, L4Y 1M5
Tel: 905.615.8620
Fax: 905.615.9745
E-mail: info@cpsproducts.com
Website: www.cpsproducts.com

CPS PRODUCTS N.V

Entrepotstraat 3, 9100 Sint-Niklaas, Belgium
Tel: (323) 281 30 40,
Fax: (323) 281 65 83
E-mail: info@cpsproducts.be
Website: www.cpsproducts.be

CPS AUSTRALIA PTY. LTD.

109 Welland Avenue, Welland, South Australia 5007
Tel: +61 8 8340 7055,
Fax: +61 8 8340 7033
E-mail: sales@cpsaustralia.com.au
Website: www.cpsproducts.com.au

**For the latest version of this Guide (or the complete Owner's Manual),
or other product information:**

www.cpsproducts.com

