
Specifications

The water heater shall be an TURBOMAX, model _____ as manufactured by THERMO 2000 Inc. The water heater shall be equipped with copper piping in the form of parallel helicoidal lines with a maximum operating pressure of 150 psi. All copper components will adhere to the NSF 61 standard from the NSF International Standard Drinking Water Systems Components Health Effects document. All copper components shall be welded with a lead-free silver Sillfoss solder compound. The water heater shall be equipped with a patented steel injector, located on top of the tank, to act as a boiler water inlet (primary circuit), and with a steel collector, located at the bottom of the tank, to act as a boiler water outlet. The tank shall be made of high-carbon steel. All joints shall be arc-welded using the MIG/argon process. The tank shall have a maximum operating pressure of 150 psi and shall undergo a 300 psi hydrostatic test. The boiler shall be wrapped in a glass fiber insulating jacket limiting thermal loss to 1/2°F per hour. The outer shell shall be epoxy-coated. The water-heater shall be equipped with a thermostat (aquastat)) that makes contact when the temperature falls below the tank water temperature set point minus an adjustable differential (10 to 40F)and breaks contact when the temperature rises over the set point (95 to 195F). The tank shall be equipped with a brass drain cock with a maximum operating pressure of 150 psi. Three adjustable supports shall allow the leveling of the unit. The boiler shall be shipped from the plant equipped with a safety relief valve as per the ASME code, adjusted to a 50 psi setting, a thermo-manometer (except models 23, 33) and an automatic air bleeder. The water heater is protected by a 10-year warranty. Please refer to the terms of the warranty in the document shipped with the water heater.

THERMO 2000 INC.

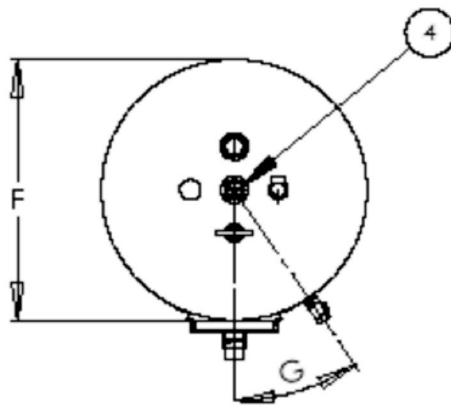
500, 9th avenue,
Richmond (Québec) Canada
JOB 2H0
Tel : 819.826.561
Fax : 819.826.6370
www.thermo2000.com

GENERAL DIMENSIONS TURBOMAX

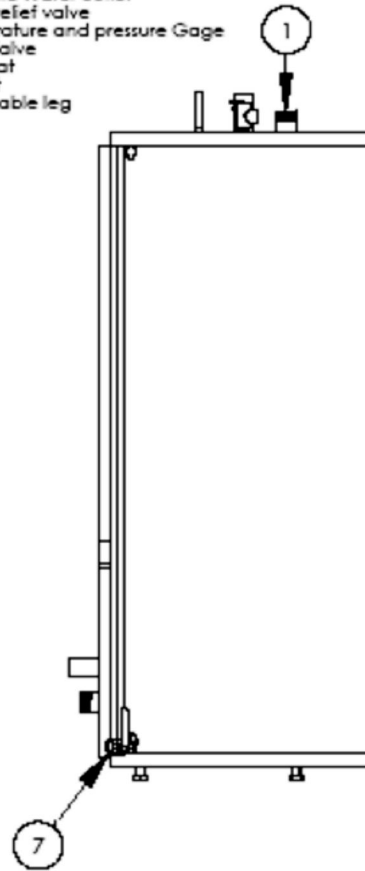
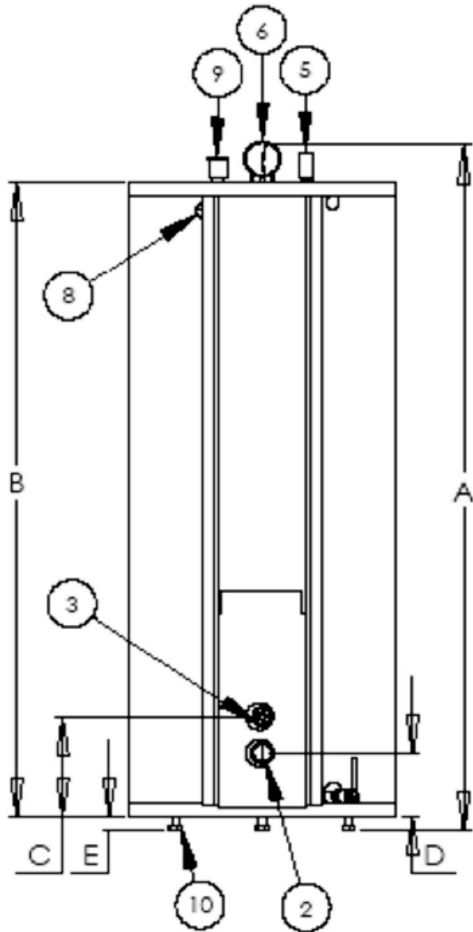
THERMO 2000 inc.



Model	Tank Volume	Heat transfer area (sq. ft.)	Utility connection	Boiler connection	Shipping weight
TURBOMAX [®] 109	119 US gal.	58.9 ft ²	2" Sweat M	2" NPT M	565 lbs
TURBOMAX [®] 65	72 US gal.	32.7 ft ²	1-1/2" Sweat M	1-1/2" NPT M	260 lbs
TURBOMAX [®] 45	48 US gal.	32.7 ft ²	1-1/2" Sweat M	1-1/4" NPT M	235 lbs
TURBOMAX [®] 44	48 US gal.	26.2 ft ²	1-1/2" Sweat M	1-1/4" NPT M	210 lbs
TURBOMAX [®] 34	36 US gal.	26.2 ft ²	1-1/2" Sweat M	1-1/4" NPT M	195 lbs
TURBOMAX [®] 33	36 US gal.	19.6 ft ²	1-1/4" Sweat M	1-1/4" NPT M	170 lbs
TURBOMAX [®] 24	26 US gal.	26.2 ft ²	1-1/2" Sweat M	1-1/4" NPT M	175 lbs
TURBOMAX [®] 23	26 US gal.	19.6 ft ²	1-1/4" Sweat M	1-1/4" NPT M	160 lbs



- Legend:
- 1) Boiler Water Supply Connection
 - 2) Boiler Water Return
 - 3) Domestic Water inlet
 - 4) Domestic Water outlet
 - 5) Safety relief valve
 - 6) Temperature and pressure Gage
 - 7) Drain Valve
 - 8) Aquastat
 - 9) Air vent
 - 10) Adjustable leg



DIMENSION							
Model	A	B	C	D	E	F	G
	in.	in.	in.	in.	in.	in.	degrés
TURBOMAX 23-24	47 1/2	42 1/4	7 1/4	4	1 1/4	18	30
TURBOMAX 33-34	64 1/4	59	7 1/4	4	1 1/4	18	30
TURBOMAX 44-45	54 1/2	49 1/4	9 1/2	5 3/4	1 1/4	22	30
TURBOMAX 65	64 1/2	59 1/4	9 1/2	8 1/2	1 1/4	24	30
TURBOMAX 109	72 3/4	67 1/2	11	8 1/2	1 1/4	29	30