






Hawk 安装指南

一、起落架安装




1. 前起落架安装





2. 主起落架舱门气缸安装




二、副翼舵机安装




三、襟翼舵机安装







四、平尾安装




五、垂尾安装



六、机身、机翼、发动机、喷管、副油箱、导弹固定





七、翼刀安装位置

