

A-10C installation manual



1. Specifications

Length: 2.32m

Wing Span: 2.5m

Dry weight: 19KG

CG: 120mm ~ 130mm from leading edge

Aileron : ± 30 mm

Elevator : ± 35 mm

Rudder : ± 22 mm

Flap:

Half flaps = 20mm,

Full flaps = 40mm




2. Nose gear door servo install






Servo: medium servo, torque is more than 5kg
Wooden base of servo 1 set
Push rod size: 3*45mm
3mm ball linkage *1 and 3mm clamp linkage *1
3*14mm metric screw*1 and lock nut *1
3mm self tapping screw *4
3mm gasket *1

3. Steering servo install



Factory supplied linkage



Servo: medium servo, torque is more than 12kg
Push rod: T- one models supplied linkage 1 set
3*8mm metric screw *4
2*10mm metric screw *2 and lock nut *2

4. Aileron servo install




Servo: standard servo, torque is more than 25kg
Push rod: 3*25mm
L type mounting base*2
3mm ball linkage *2
3*8mm metric screw*4
3*10mm self tapping screw*4
3*14mm metric screw*2 and 3mm lock nut*2
3mm gasket*5
2*6mm self tapping screw*4

5. Inner flap servo install




Servo: standard servo, torque is more than 25kg
Push rod: 3*25mm
3mm ball linkage *2
T type mounting base*2
3*8mm metric screw*4
3*10mm self tapping screw*4
3*14mm metric screw*2 and 3mm lock nut*2
3mm gasket*5
2*6mm self tapping screw*4

6. Outer flap servo install




Servo: standard servo, torque is more than 25kg
Push rod: 3*25mm
3mm ball linkage *2
T type mounting base*2
3*8mm metric screw*4
3*10mm self tapping screw*4
3*14mm metric screw*2 and 3mm lock nut*2
3mm gasket*5
2*6mm self tapping screw*4

7. Butterfly brake servo install



Servo: standard servo, torque is more than 25kg
Push rod: factory installed
T type mounting base*2
3*8mm metric screw*4
3*10mm self tapping screw*4
3*14mm metric screw*1 and 3mm lock nut*1
3mm gasket*5
2*6mm self tapping screw*4

8. Elevator servo install



Servo: standard servo, torque is more than 25kg
Elevator rocker arm *1 and 4*8mm metric screw*2
Push rod: 3*45mm
3mm ball linkage *2
L type mounting base*2
3*8mm metric screw*4
3*10mm self tapping screw*4
3*14mm metric screw*2 and 3mm lock nut*2
3mm gasket*10

9. Rudder servo install



Servo: medium servo, torque is more than 12kg

Push rod: 3*60mm

3mm clamp linkage *2

L type mounting base*2 (middle size)

3*8mm metric screw*4

3*10mm self tapping screw*4

3mm gasket*8

2*6mm self tapping screw*6

10. Connection bolt



Connecting bolt

5*50mm metric bolt *4 and 5mm gasket *4 for connection of vertical and horizontal tail

4*16mm metric bolt *4 for connection of horizontal and rear fuselage

4*16mm metric bolt *3 for connection of forward and rear fuselage

4*16mm metric bolt *2 for connection of wing and fuselage

T-ONE MODELS

