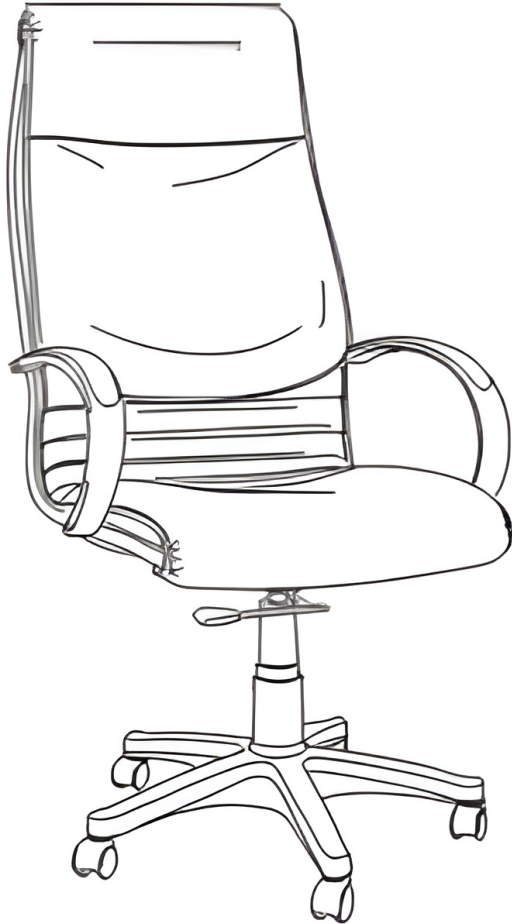


ASSEMBLY INSTRUCTIONS

# Sonic Tiki High Back Executive Chair

---

**jason.l**



**Need help!**

Call us on **1300 527 665**

**[www.jasonl.com.au](http://www.jasonl.com.au)**

1 of 3

# Sonic Tiki High Back Executive Chair

## Parts

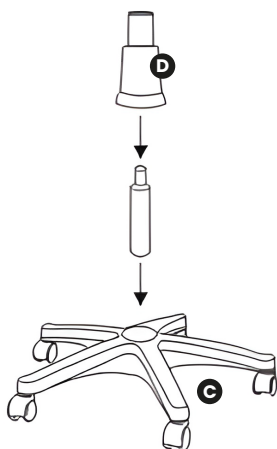
<b>A</b>			1pcs
<b>B</b>			2pcs
<b>C</b>			1pcs
<b>D</b>			1pcs
<b>E</b>			1pcs
<b>F</b>		M5	1pcs
<b>G</b>		M6	1pcs

<b>H</b>		6x25mm	4pcs
<b>I</b>		8x50mm	4pcs
<b>J</b>			4pcs
<b>K</b>			4pcs
<b>L</b>			4pcs

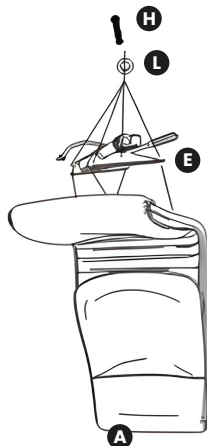


Because of the edges of some parts before assembly may be sharp, **please handle carefully.**

### STEP 1



### STEP 2



# Sonic Tiki High Back Executive Chair

