

Pelican Chair

jason.l
your office furniture mate



Need help!

















Call us on **1300 527 665**

www.jasonl.com.au

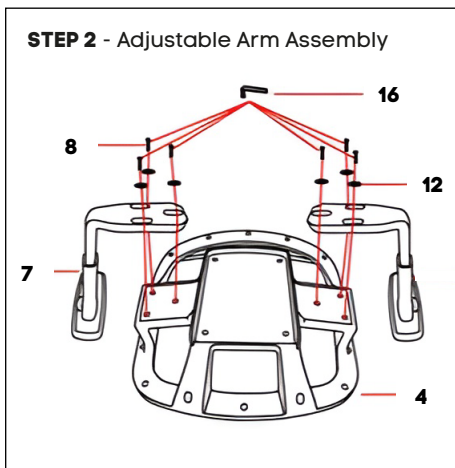
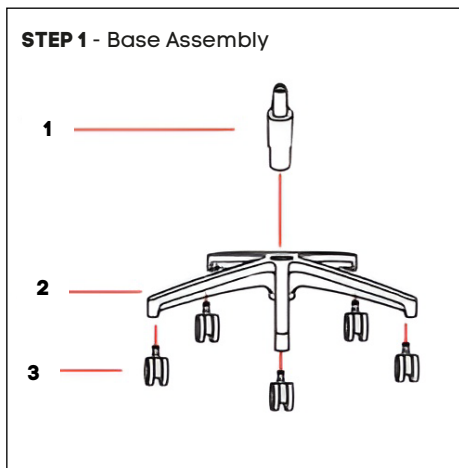
1 of 3

Pelican Chair

Parts

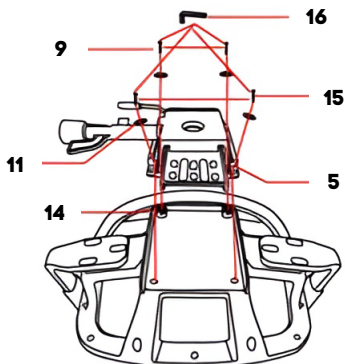
1	2	3	4	5	6	7	8	9	10	11	12	13	14	15	16
															
							M6x30 mm	M6x20 mm	M8x25 mm	M8x17 mm	M8x16 mm	M8x13 mm		M6x16 mm	M5
1pcs	1pcs	5pcs	1pcs	1pcs	1pcs	2pcs	6pcs	2pcs	3pcs	7pcs	6pcs	3pcs	2pcs	2pcs	1pcs

Assembly instruction

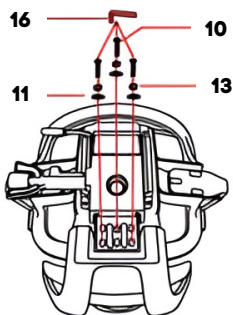


Pelican Chair

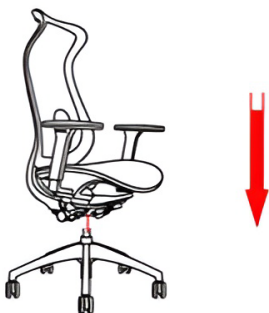
STEP 3 - Seat Assembly



STEP 4 - Back Assembly



STEP 5 - Join Base Assembly with Seat & Back assembly



Assembly done!

