

Finch Mesh Chair

jason.l
your office furniture mate



	1		<p>M8*25x3</p>	A
	1			5

Need help!

Call us on **1300 527 665**

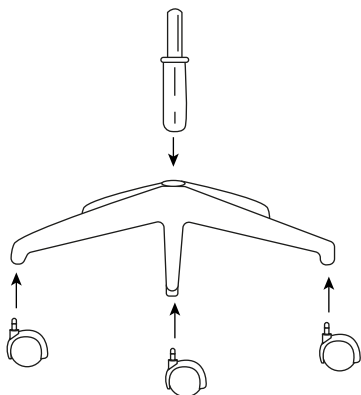
www.jasonl.com.au

1 of 3

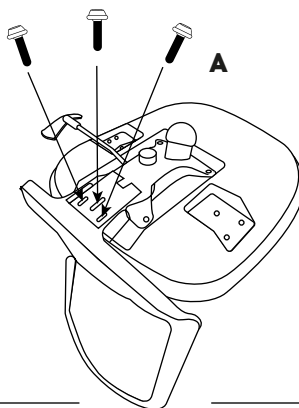
Finch Mesh Chair



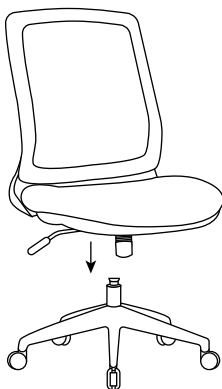
STEP 1 - Base Assembly



STEP 2 - Join seat with back assembly



STEP 3 - Join Base Assembly with Seat & Back assembly



**Assembly
done!**



Finch Mesh Chair

Height adjustable arms Assembly *If purchase with height adjustable arms

A x6

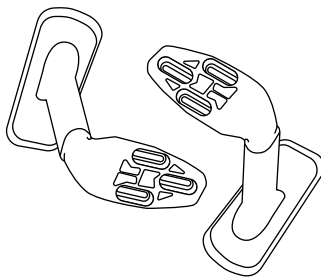


M6*35x6

B x1



STEP 4



Adjustable arm and armpad comes assembled

STEP 5

Attach arm using 6 x M6*35mm (3 on the left armand 3 on the right arm).
Tighten screws all the way down into the chair seat.

