


Baobab Wooden Cylindrical Base Medium Base (715H)

jason.l

700, 800, 1000, 1200MM DIA







Tools Required: Power screwdriver. We strongly recommend using an impact drill gun together with thread locking all screws.



Note: Please ignore any pre-drilled holes or nut inserts that maybe present in your top(s). They will not match your particular table/desk base and woods screws will be required to be screwed directly into the underside of the top.



Note: It is important to fully tighten all bolts and screws before attaching the top(s), so that the frame is sufficiently rigid. Failure to do this may affect stability once the tops are attached.

<p>A*1 Not included: Table top come separately (size and shape varies)</p> 	<p>B*1</p> 
<p>C*6x30mm</p> 	<p>D*6</p> 

Need help!

Call us on **1300 527 665**

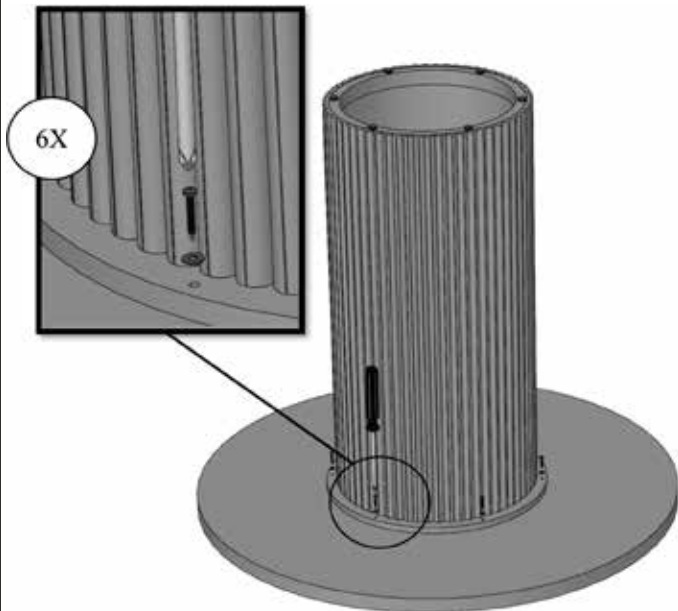
www.jasonl.com.au

1 of 2

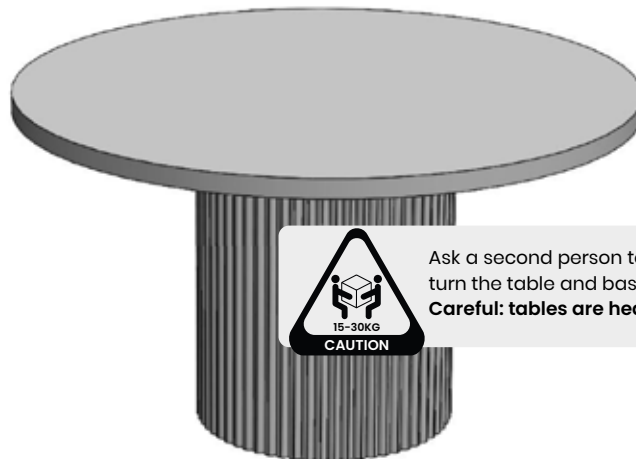
Baobab Wooden Cylindrical Base Medium Base (715H)

700, 800,1000, 1200MM DIA

1. Place the top upside down. Then please place the base in the centre upside down. Please tighten with screw and washer with power drill tools.



2. Adjust the leveler according to the floor.



Ask a second person to help to turn the table and base over.
Careful: tables are heavy.