

Section 1 - Identification of Chemical Product And Company

CDK STONE NZ Ltd 2/40 Canaveral Drive Rosedale Auckland NEW ZEALAND	Emergency Phone: NZ Emergency Services:	0800 764766 111
	Phone: Fax:	0800 803 932 +64 9 479 2424

Substance: Protective Wax Coating
Trade Name: Cera Fluida
Product Use:

Section 2 - Hazards Identification

Statement of Hazardous Nature

This product is classified as: HAZARDOUS SUBSTANCE: according to the criteria of HSNO.
REGULATED under NZS5433:2007 Transport of Dangerous Goods on Land

HSNO Signal Word: DANGER

Emergency Overview





Physical Description & colour: Colourless Liquid
Odour: Characteristic

Hazard Classification:

Flammable Liquid	Category 2	3.1B
Acute Oral Toxicity	Category 4	6.1D
Skin Effects	Category 2	6.3A
Eye Effects	Category 2	6.4A
Reproductive Toxicity	Category 2	6.8B
STOT – SE	Category 2	6.9B
STOT – RE	Category 2	6.9B
Aspiration	Category 1	6.1D
Chronic Aquatic Hazard	Category 2	9.1B
Vertebrate Hazard	Category 3	9.3C

Signal Word: DANGER

Hazard Statements:

H225	Highly flammable liquid and vapour	
H302	Harmful if swallowed	
H315	Causes skin irritation	
H317	Causes serious eye irritation	
H361	Suspected of damaging fertility or the unborn child	
H371	Causes damage to organs	
H373	Causes damage to organs through prolonged or repeated inhalation or ingestion	
H304	May be fatal if swallowed and enters airways	
H412	Toxic to aquatic life with long lasting effects	
H433	Harmful to terrestrial vertebrates	

Precautionary Statements

Prevention

- P210 Keep away from heat, hot surfaces, sparks, open flames and other ignition sources. No smoking
- P233 Keep container tightly closed
- P240 Ground and bond container and receiving equipment
- P241 Use explosion proof electrical/ ventilating/ lighting/ intrinsically safe equipment
- P242 Use non-sparking tools
- P243 Take action to prevent static discharge
- P233 Keep container tightly closed
-
- P280 Wear protective gloves/ protective clothing/ eye protection/ face protection
- P260 Do not breathe mists/ vapours/ sprays
- P271 Use only outdoors or in a well-ventilated area
- P270 Do not eat, drink or smoke when using this product
-
- P273 Avoid release to the environment

Response

- P301+330+310 IF SWALLOWED: Rinse mouth. Immediately call a POISON CENTRE/ doctor/ physician/ first aider if you feel unwell
- P331 Do NOT induce vomiting
- P303+361+352 IF ON SKIN (or hair): Take off immediately all contaminated clothing. Wash with plenty of water and soap.
- P332+313 If skin irritation occurs. Get medical attention
- P305+351+338 IF IN EYES: Rinse cautiously with water for several minutes. Remove contact lenses if present and easy to do. Continue rinsing
- P337+313 If eye irritation persists. Get medical attention
- P304+340 IF INHALED: Remove person to fresh air and keep comfortable for breathing
- P308+311 If exposed or concerned. Call a POISON CENTRE/ doctor/ physician/ first aider
-
- P370+378 In case of fire use alcohol resistant foam or normal protein foam to extinguish
-
- P391 Collect spillage

Storage

- P403+235 Store in a well-ventilated place. Keep cool
- P405 Store locked up

Disposal

- P501 Dispose of content/ container to an authorised hazardous or special waste collection point in accordance with local regulation

Section 3 - Composition/Information on Ingredients

Ingredients	CAS No	Conc. %
Naphtha (petroleum) Hydrotreated heavy	64742-48-9	> 50 %
1,2-dichloropropane	78-87-5	5 – 10 %

This is a commercial product whose exact ratio of components may vary slightly. Minor quantities of other non-hazardous ingredients are also possible.

Section 4 - First Aid Measures

General Information:

You should call The Poisons Information Centre if you feel that you may have been poisoned, burned or irritated by this product. The number is 0800 764766 from anywhere in New Zealand (13 1126 in Australia) and is available at all times. Have this SDS or product label with you when you call.

Eye Contact:	Wash out immediately with fresh running water. Ensure complete irrigation of the eye by keeping eyelids apart and away from eye and moving the eyelids by occasionally lifting the upper and lower lids. Seek medical attention without delay; if pain persists or recurs seek medical attention. Removal of contact lenses after an eye injury should only be undertaken by skilled personnel.
Skin Contact:	Immediately remove all contaminated clothing, including footwear. Flush skin and hair with running water (and soap if available). Seek medical attention in event of irritation.
Inhalation:	Remove from contaminated area. Lay patient down. Other measures are not usually necessary
Ingestion:	If swallowed do NOT induce vomiting. If vomiting occurs, lean patient forward or place on left side (head-down position, if possible) to maintain open airway and prevent aspiration. Observe the patient carefully. Never give liquid to a person showing signs of being sleepy or with reduced awareness, i.e. becoming unconscious. Give water to rinse out mouth, then provide liquid slowly and as much as casualty can comfortably drink. Seek medical advice. If spontaneous vomiting appears imminent or occurs, hold patient's head down, lower than their hips to help avoid possible aspiration of vomitus.
Note to Physician:	Treat symptomatically

Section 5 - Fire Fighting Measures

Extinguishing Media:	Preferred extinguishing media are water spray or fog, dry chemical, BCF or foam
Fire and Explosion Hazards:	Liquid and vapour are highly flammable. Moderate fire hazard when exposed to heat or flame. Vapour forms an explosive mixture with air. Moderate explosion hazard when exposed to heat or flame. Vapour may travel a considerable distance to source of ignition. Heating may cause expansion or decomposition leading to violent rupture of containers. On combustion, may emit toxic fumes of carbon monoxide (CO).
Fire Fighting:	Alert Fire & Emergency New Zealand and tell them location and nature of hazard. Wear full body protective clothing with breathing apparatus. Fight fire from a safe distance, with adequate cover. If safe, switch off electrical equipment until vapour fire hazard removed. Use water delivered as a fine spray to control fire and cool adjacent area. DO NOT approach containers suspected to be hot. Equipment should be thoroughly decontaminated after use
Fire Decomposition:	Carbon monoxide (CO), Carbon dioxide (CO ₂) and other pyrolysis products typical of burning organic material.

Section 6 - Accidental Release Measures

Minor Spills:	Remove all ignition sources. Clean up all spills immediately Avoid breathing vapours and contact with skin and eyes. Control personal contact with the substance, by using protective equipment. Contain and absorb small quantities with vermiculite or other absorbent material. Wipe up Collect residues in a flammable waste container.
Major Spills:	Clear area of personnel. Alert Fire & Emergency New Zealand and tell them location and nature of hazard. Control personal contact with the substance, by using protective equipment as required. Prevent spillage from entering drains or water ways. Contain spill with sand, earth or vermiculite. Collect recoverable product into labelled containers for recycling. Absorb remaining product with sand, earth or vermiculite and place in appropriate containers for disposal. Wash area and prevent runoff into drains or waterways. If contamination of drains or waterways occurs, advise emergency services.

Section 7 - Handling and Storage

Handling:	Containers, even those that have been emptied, may contain explosive vapours. Do NOT cut, drill, grind, weld or perform similar operations on or near containers. Avoid all personal contact, including inhalation. Wear protective clothing when risk of overexposure occurs. Use in a well-ventilated area. Prevent concentration in hollows and sumps. DO NOT enter confined spaces until atmosphere has been checked. Avoid smoking, naked lights or ignition sources. Avoid generation of static electricity. DO NOT use plastic buckets. Earth all lines and equipment. Use spark-free tools when handling. Avoid contact with incompatible materials. When handling, DO NOT eat, drink or smoke. Keep containers securely sealed when not in use. Avoid physical damage to containers. Always wash hands with soap
------------------	---

and water after handling. Work clothes should be laundered separately. Use good occupational work practice. Observe manufacturer's storage and handling recommendations contained within this SDS. Atmosphere should be regularly checked against established exposure standards to ensure safe working conditions.

Storage:

Store in original containers in approved flammable liquid storage area. Store away from incompatible materials in a cool, dry, well-ventilated area. DO NOT store in pits, depressions, basements or areas where vapours may be trapped. No smoking, naked lights, heat or ignition sources. Storage areas should be clearly identified, well illuminated, clear of obstruction and accessible only to trained and authorised personnel - adequate security must be provided so that unauthorised personnel do not have access. Store according to applicable regulations for flammable materials for storage tanks, containers, piping, buildings, rooms, cabinets, allowable quantities and minimum storage distances. Use non-sparking ventilation systems, approved explosion proof equipment and intrinsically safe electrical systems. Have appropriate extinguishing capability in storage area (e.g. portable fire extinguishers - dry chemical, foam or carbon dioxide) and flammable gas detectors. Keep adsorbents for leaks and spills readily available. Protect containers against physical damage and check regularly for leaks. Observe manufacturer's storage and handling recommendations contained within this SDS.

Packing as supplied by manufacturer. Plastic containers may only be used if approved for flammable liquid. Check that containers are clearly labelled and free from leaks.

Section 8 - Exposure Controls and Personal Protection

The following Australian Standards will provide general advice regarding safety clothing and equipment:

Respiratory equipment: **AS/NZS 1715**, Protective Gloves: **AS 2161**, Industrial Clothing: **AS2919**, Industrial Eye Protection: **AS1336** and **AS/NZS 1337**, Occupational Protective Footwear: **AS/NZS2210**.

Exposure Limits

CAS no.	Substance or ingredient	WES-TWA		WES-STEL
78-87-5	1,2-dichloropropane	23 mg/m ³	5 ppm	
64742-48-9	Naphtha (petroleum), hydrotreated heavy	525 mg/m ³	100 ppm	

The TWA exposure value is the average airborne concentration of a particular substance when calculated over a normal 8 hour working day for a 5-day working week. The STEL (Short Term Exposure Limit) is an exposure value that may be equalled (but should not be exceeded) for no longer than 15 minutes and should not be repeated more than 4 times per day. There should be at least 60 minutes between successive exposures at the STEL. The term "peak" is used when the TWA limit, because of the rapid action of the substance, should never be exceeded, even briefly.

Engineering Controls

Engineering controls are used to remove a hazard or place a barrier between the worker and the hazard. Well-designed engineering controls can be highly effective in protecting workers and will typically be independent of worker interactions to provide this high level of protection. The basic types of engineering controls are: Process controls which involve changing the way a job activity or process is done to reduce the risk. Enclosure and/or isolation of emission source which keeps a selected hazard "physically" away from the worker and ventilation that strategically "adds" and "removes" air in the work environment. Ventilation can remove or dilute an air contaminant if designed properly. The design of a ventilation system must match the particular process and chemical or contaminant in use. Employers may need to use multiple types of controls to prevent employee overexposure. For flammable liquids and flammable gases, local exhaust ventilation or a process enclosure ventilation system may be required. Ventilation equipment should be explosion-resistant. Air contaminants generated in the workplace possess varying "escape" velocities which, in turn, determine the "capture velocities" of fresh

Personal Protective Equipment

Eye Protection:



Safety glasses with side shields. Chemical goggles. Contact lenses may pose a special hazard; soft contact lenses may absorb and concentrate irritants. A written policy document, describing the wearing of lenses or restrictions on use, should be created for each workplace or task. This should include a review of lens absorption and adsorption for the class of chemicals in use and an account of injury experience. Medical and first-aid personnel should be trained in their removal and suitable equipment should be readily available. In the event of chemical exposure, begin eye irrigation immediately and remove contact lens as soon as practicable. Lens should be removed at the first signs of eye redness or irritation - lens should be removed in a clean environment only after workers have washed hands thoroughly

Skin Protection:



Wear chemical protective gloves, e.g. PVC. Wear safety footwear or safety gumboots, e.g. Rubber Overalls. PVC Apron. PVC protective suit may be required if exposure severe.

Protective Material Types:

We suggest that protective clothing be made from the following materials:

PVA or Teflon or Viton

Respirator:

Not generally required

Section 9 - Physical and Chemical Properties:

Physical Description & colour:	Colourless Liquid
Odour:	Characteristic
pH:	not applicable
Vapour Pressure:	no data
Relative Vapour Density:	not available
Viscosity	
Boiling Point:	not applicable °C
Volatiles:	negligible
Water Solubility:	Immiscible
Freezing/Melting Point:	no data
Specific Gravity:	0.815 g/ml
Flashpoint	36 °C
Auto ignition temp:	no data °C
Evaporation Rate:	not available
Coeff Octanol/water distribution	no data

Section 10 - Stability and Reactivity

Stability	Product is considered stable
Conditions to Avoid:	Avoid contact with moisture. Reacts with mild steel, galvanized steel / zinc producing hydrogen gas which may form an explosive mixture with air. Contact with alkaline materials liberates heat.
Incompatibilities:	Segregate from alkalis, oxidising agents and chemicals readily decomposed by acids i.e. cyanides, sulfides, carbonates. Avoid reaction with oxidizing agents, i.e. nitrates, oxidizing acids, chlorine bleaches, pool chlorine etc. as ignition may result
Polymerisation:	This product will not undergo polymerisation reactions.

Section 11 - Toxicological Information

Inhaled:

The material is not thought to produce either adverse health effects or irritation of the respiratory tract following inhalation (as classified by EC Directives using animal models). Nevertheless, adverse systemic effects have been produced following exposure of animals by at least one other route and good hygiene practice requires that exposure be kept to a minimum and that suitable control measures be used in an occupational setting. Inhalation of vapours may cause drowsiness and dizziness. This may be accompanied by sleepiness, reduced alertness, loss of reflexes, lack of co-ordination, and vertigo. Exposure to 400ppm ethyl acetate may cause mild eye, nose and throat irritation in unacclimated persons. However, production workers with regular exposure have better tolerance. Inhalation hazard is increased at higher temperatures. Inhaling high concentrations of mixed hydrocarbons can cause narcosis, with nausea, vomiting and lightheadedness. Low molecular weight (C₂-C₁₂) hydrocarbons can irritate mucous membranes and cause incoordination, giddiness, nausea, vertigo, confusion, headache, appetite loss, drowsiness, tremors and stupor. Central nervous system (CNS) depression may include general discomfort, symptoms of giddiness, headache, dizziness, nausea, anaesthetic effects, slowed reaction time, slurred speech and may progress to unconsciousness. Serious poisonings may result in respiratory depression and may be fatal. Minor but regular methanol exposures may affect the central nervous system, optic nerves and retinae. Symptoms may be delayed, with headache, fatigue, nausea, blurring of vision and double vision. Continued or severe exposures may cause damage to optic nerves, which may become severe with permanent visual impairment even blindness resulting.

Ingestion

Swallowing of the liquid may cause aspiration into the lungs with the risk of chemical pneumonitis; serious consequences may result. Accidental ingestion of the material may be damaging to the health of the individual. Ingestion of petroleum hydrocarbons can irritate the pharynx, oesophagus, stomach and small intestine, and cause swellings and ulcers of the mucous. Symptoms include a burning mouth and throat; larger amounts can cause nausea and vomiting, narcosis, weakness, dizziness, slow and shallow breathing, abdominal swelling, unconsciousness and convulsions.

Skin Contact

This material can cause inflammation of the skin on contact in some persons. The material may accentuate any pre-existing dermatitis condition. Skin contact is not thought to have harmful health effects (as classified under EC Directives); the material may still produce health damage following entry through wounds, lesions or abrasions. Open cuts, abrasions or irritated skin should not be exposed to this material. Entry into the bloodstream, through for example, cuts, abrasions or lesions, may produce systemic injury with harmful effects. Examine the skin prior to the use of the material and ensure that any external damage is suitably protected.

Eye Contact

This material can cause eye irritation and damage in some persons. Direct eye contact with petroleum hydrocarbons can be painful, and the corneal epithelium may be temporarily damaged. Aromatic species can cause irritation and excessive tear secretion. The liquid produces a high level of eye discomfort and is capable of causing pain and severe conjunctivitis. Corneal injury may develop, with possible permanent impairment of vision, if not promptly and adequately treated.

Chronic Health Effects

Repeated or long-term occupational exposure is likely to produce cumulative health effects involving organs or biochemical systems. Ample evidence from experiments exists that there is a suspicion this material directly reduces fertility. Implantation studies in rats show that paraffin oils may cause tumours. As a general rule, the highly refined paraffins are believed to contain less suspect polyaromatic hydrocarbons than less refined grades or waxes derived from naphthenic base-stocks. Long-term exposure to 1,2-dichloropropane may cause kidney or liver damage. Tests suggest that it may cause mutations. At sufficient doses which affect the mother, the foetus may be affected.

TOXICITY AND IRRITATION

Ingredient	Oral LD ₅₀	Dermal LD ₅₀	Inhalation LC ₅₀
1,2-dichloropropane	1900 mg/kg	>2000 mg/kg	1997.718 mg/Lt/4hr
Naphtha (Petroleum) hydrotreated heavy	>4500 mg/kg	>1900 mg/kg	

Section 12 - Ecological Information

Toxic to aquatic organisms, may cause long-term adverse effects in the aquatic environment. This material and its container must be disposed of as hazardous waste. Avoid release to the environment.

Ingredient	Fish		Crustacea		Algae	
1,2-dichloropropane	LC ₅₀ 96hr	12.605 mg/L	EC ₅₀ 48hr	2.7 mg/L	EC ₅₀ 96hr	0.083 mg/L
Naphtha (petroleum) hydrotreated heavy	LC ₅₀ 96hr	4.1 mg/L	EC ₅₀ 48hr	4.5 mg/L	NOEC 120hr	1 mg/L
					EC ₅₀ 96hr	> 1 mg/L

	Persistence H ₂ O/ Soil	Persistence Air	Bioaccumulation	Mobility
1,2-dichloropropane	HIGH	LOW	LOW	LOW

Section 13 - Disposal Considerations

Containers may still present a chemical hazard/ danger when empty. Return to supplier for reuse/ recycling if possible. Otherwise: If container cannot be cleaned sufficiently well to ensure that residuals do not remain or if the container cannot be used to store the same product, then puncture containers, to prevent re-use, and bury at an authorised landfill. Where possible retain label warnings and SDS and observe all notices pertaining to the product. DO NOT allow wash water from cleaning or process equipment to enter drains. It may be necessary to collect all wash water for treatment before disposal. In all cases disposal to sewer may be subject to local laws and regulations and these should be considered first. Where in doubt contact the responsible authority. Recycle wherever possible or consult manufacturer for recycling options. Consult Land Waste Authority for disposal. Bury or incinerate residue at an approved site. Packages that have been in direct contact with the hazardous substance must be only disposed if the hazardous substance was appropriately removed and cleaned out from the package. The package must be disposed according to the manufacturer's directions taking into account

the material it is made of. Packages which hazardous content have been appropriately treated and removed may be recycled. The hazardous substance must only be disposed if it has been treated by a method that changed the characteristics or composition of the substance and it is no longer hazardous. Only dispose to the environment if a tolerable exposure limit has been set for the substance. Only deposit the hazardous substance into or onto a landfill or sewage facility or incinerator, where the hazardous substance can be handled and treated appropriately.

Section 14 - Transport Information



HAZCHEM	3[Y]
<u>Land Transport UNDG</u>	
Class or division	3
Subsidiary Risk	None
UN Number	1993
UN Packing Group	III
Special Provisions	274
Limited Quantity	1 Lt
Shipping Name	FLAMMABLE LIQUID, N.O.S.
<u>Air Transport IATA</u>	
ICAO/IATA Class	3
ICAO/IATA Subrisk	None
UN/ID Number	1993
ERG Code	3H
Packing Group	III
Special provision	A3
Cargo only	
Packing instructions	364
Maximum Qty/pack	60 Lt
Passenger and Cargo	
Packing instructions	353
Maximum Qty/pack	5 Lt
Passenger & Cargo Limited Quantity	
Packing instructions	Y341
Maximum Qty/pack	1 Lt
Shipping Name	FLAMMABLE LIQUID, N.O.S.
<u>Marine Transport IMDG</u>	
IMDG Class	3
IMDG Subrisk	None
UN Number	1993
UN Packing Group	III
EmS Number	F-E S-E
Special provisions	274
Limited quantities	1 Lt
Marine pollutant	Yes
Shipping Name	FLAMMABLE LIQUID, N.O.S.

Section 15 - Regulatory Information

HSNO Approval: **HSR002662** **Surface Coatings & Colourants (Flammable)**

Group Standard conditions and other regulations:

Condition	Requirement
SDS	Safety data sheet must be available to a person handling the substance within 10 minutes.
Emergency plan	Required when quantities exceed 100 Lt
Certified handler	Not required
Tracking	Not applicable
Bundling and secondary containment	Required dependent on pack size and total volume
Signage	Required when present in quantities exceeding 100 Lt
Location Compliance Certificate	Required when in excess of 100Lt in containers of greater than 5Lt capacity, else greater than 250Lt containers of upto and including 5Lt capacity, else greater than 50Lt in open containers. Quantity ratio applies
Hazardous Area	Required as per AS/NZS 60079.10
Fire extinguisher	2 required when quantities exceed 250 Lt

National Inventories

Australia	AICS	Y
Canada	DSL	Y
Canada	NDSL	N
China	IECSC	Y
Europe	EINEC/ELINCS/NLP	Y
Japan	ENCS	N
Korea	KECI	Y
New Zealand	NZIOC	Y
Philippines	PICCS	Y
USA	TSCA	Y
Taiwan	TCSI	Y
Mexico	INSQ	Y
Vietnam	NCI	Y
Russia	ARIPS	Y

Section 16 - Other Information

Revision History

August 2020	Reclassification and reformat
August 2015	Initial Preparation

Acronyms:

CAS number	Chemical Abstracts Service Registry Number
Hazchem Code	Emergency action code of numbers and letters that provide information to emergency services especially fire-fighters

HSNO	Hazardous Substances & New Organisms Act
IARC	International Agency for Research on Cancer
ICAO Technical Instruction	International Civil Aviation Organization Technical Instructions
IMDG Code	International Maritime Dangerous Goods Code controlled by the International Maritime Organisation (IMO)
LC ₅₀	Lethal concentration 50% - concentration fatal to 50% of a population
LD ₅₀	Lethal dose 50% - concentration fatal to 50% of a population
NZS 5433	New Zealand Standard 5433 (Standard for the Transport of Dangerous Goods on Land)
SDS	Safety Datasheet
STEL	Short Term Exposure Limit
TWA	Time Weighted Average (typically measured as 8-hours)
UN Number	United Nations Number
WES	Workplace Exposure standard

References

Chemical properties and HSNO classifications derived from the New Zealand chemical classification information database (CCID).

www.epa.govt.nz

Workplace exposure limits derived from Workplace Exposure Standards and Biological Exposure Indices 11th Edition (November 2019).

The information provided on this SDS is correct to the best of our knowledge, information and belief at the date of its publication. The information given is designed only as a guidance for safe handling, use, processing, storage, transportation, disposal and release and is not to be considered as a warranty or quality specification. The information relates only to the specific material designated and may not be valid for such material in combination with any other material or in any process, unless specified in the text.

This SDS was prepared by Collievale Enterprises Ltd in accord with the Hazardous Substances (Safety Data Sheets) Notice 2017

<http://www.collievale.com> Phone +64 7 5432428

End of SDS