

# DIRECTOR'S GUIDE

# KIDS SERVING KIDS™

Fully Resourced Missions Curriculum

FEATURING:

# TALES OF THE ONES HE WON'T LET GO



Standard®  
PUBLISHING

Cincinnati, Ohio

*Kids Serving Kids™ Director's Guide* is published by Standard Publishing, Cincinnati, Ohio, [www.standardpub.com](http://www.standardpub.com). Copyright © 2014 by Standard Publishing.

All rights reserved. No part of this book may be reproduced in any form, except for brief quotations in reviews, without the written permission of the publisher. Back2Back Ministries and the Back2Back Ministries logo are property of Back2Back Ministries, a nonprofit organization ([www.back2back.org](http://www.back2back.org)). Back2Back Ministries Team: Brian Bertke, Beth Guckenberger, Todd Guckenberger, Diane Siemer.

Also available: *Tales of the Not Forgotten* (978-0-7847-3528-2), *Tales of the Not Forgotten Leader's Guide* (978-0-7847-3527-5), *Tales of the Defended Ones* (978-0-7847-3697-5), *Tales of the Defended Ones Leader's Guide* (978-0-7847-3698-2), *Tales of the Ones Led Out* (978-0-7847-7522-6), *Tales of the Ones Led Out Leader's Guide* (978-0-7847-7521-9), *Tales of the Ones He Won't Let Go* (978-0-7847-7634-6).

Printed in: United States of America

*Kids Serving Kids™ Director's Guide* Editor: Laura Dericco.

Cover Design: Scott Ryan. Interior design: Ahaa Design!, Dina Sorn.

*Tales of the Ones He Won't Let Go* Curriculum Writer: Beth Guckenberger.

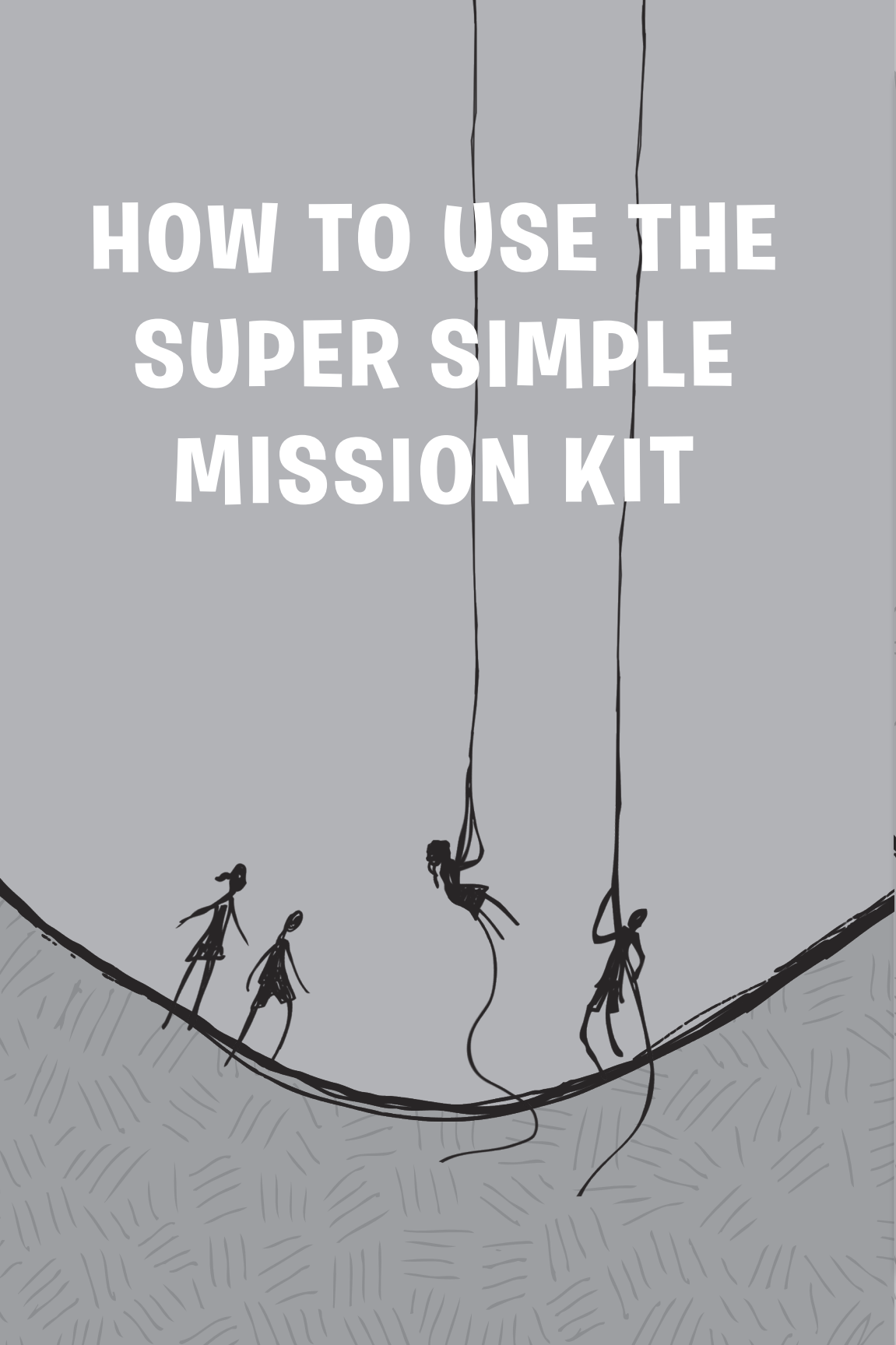
\* The *Tales of the Ones He Won't Let Go* stories are inspired by true events and real people. In some cases, names were changed to protect identities and details of dialogue and actions were imagined. Photos do not necessarily represent actual story characters.

“Shine and Serve”: Words and music by Yancy Copyright © 2012 Dried Rose Music (ASCAP). Used by permission. “Live Differently”: Words and music by Yancy Copyright © 2013 Dried Rose Music (ASCAP). Used by permission.

# Table of Contents

<b>How to Use the Super Simple Mission Kit .....</b>	<b>4</b>
Purpose .....	5
Kit Components .....	5
Partnership with Back2Back Ministries.....	7
Using This Super Simple Mission Kit in Your	
Children’s Ministry .....	7
Give and Serve Option .....	8
Worship Option.....	8
Before You Begin .....	8
<b><i>Tales of the Ones He Won’t Let Go Curriculum .....</i></b>	<b>10</b>
About These Sessions .....	11
Curriculum Overview Chart .....	12
Overview of a Session.....	13
Session 1 .....	16
Session 2 .....	32
Session 3 .....	49
Session 4 .....	67
Session 5 .....	83
Session 6 .....	100
<b>Give and Serve Option .....</b>	<b>114</b>
Serving Hands Wall .....	115
Give to Orphans Through Back2Back Ministries.....	116
Meet the Needs of Orphans with B2B .....	119
<b>Customize It! .....</b>	<b>124</b>
5-Day Mini-Camp .....	125
Lock-In or Overnighter .....	126
Missions Emphasis Family Night .....	128
<b>Bonus Service Ideas .....</b>	<b>130</b>

# HOW TO USE THE SUPER SIMPLE MISSION KIT



## Purpose

As you lead children through the eye-opening and spiritually rich experiences in this Super Simple Mission Kit, you'll be a part of God's exciting work in their lives! This kit will equip you to . . .

- open kids' eyes to see the needs of people around the world and in their community!
- shape kids' hearts to mirror God's heart of compassion!
- inspire kids to minister to others in hands-on, practical ways!
- provide kids a chance to help orphans through financial giving!
- embolden kids to courageously follow God's call!

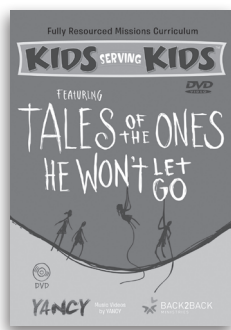
The *Tales of the Ones He Won't Let Go* curriculum will help kids discover the basic needs of children living in poverty and lead them to find biblical answers to these questions: Who will I trust? How do I pray? What can I give? Where can I go? Who will I serve? How can I love? Kids will be challenged to consider God as their Storyweaver and to wonder about a world bigger than the one they know.

## Kit Components

### Kids Serving Kids™ DVD

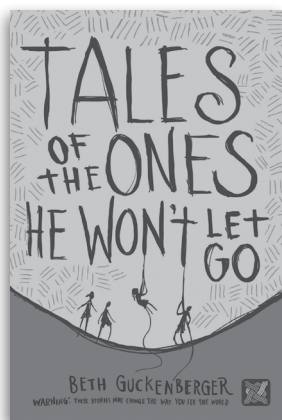
Here's where you'll find everything you need for all six sessions of the curriculum.

- All six of the *Tales of the Ones He Won't Let Go* curriculum sessions are included in this director's guide along with creative take-home resources to guide family conversations.
- Back2Back Ministries Videos—Missions segments will introduce your team to this exciting ministry.
- Music videos by Yancy help kids get excited about serving as they worship.
- NEW story videos are provided for each of the five *Tales* stories.
- Additional activity options let you customize each session to meet your needs, plus photos, posters, and more!



## **Tales of the Ones He Won't Let Go book by Beth Guckenberger**

This collection of five real-life stories takes kids on a journey to faraway lands and unknown faces to show how God is caring for kids in difficult circumstances all around the world. Adults and kids alike will be inspired and impacted by these moving tales. Consider purchasing additional copies so every adult leader and participating child can experience the *Tales of the Ones He Won't Let Go* (ISBN 978-0-7847-7634-6) journey on their own.



## **Missions Posters and Serving Hands**

Use the five colorful posters and 50 serving hands to create a display that will help your kids visualize how much good they can do in Jesus' name for orphans around the world.



## Partnership with Back2Back Ministries

This Mission Kit helps kids engage with Back2Back Ministries in their work with orphans in Mexico, Nigeria, Haiti, and India. Back2Back Ministries is an international Christian nonprofit organization that is dedicated to being a voice for orphans. Back2Back's goal is "that each child would experience restoration to a life of purpose in which they become fulfilled and mature Christian adults."

- Todd and Beth Guckenberger serve as co-executive directors of Back2Back Ministries.
- Back2Back supports over 1,000 children in children's homes and hundreds more in low-income areas (squatters' villages) in four countries: Mexico, Haiti, Nigeria, and India.
- The focus of Back2Back Ministries is investing on a deeper level in the lives of children by providing holistic care. This is illustrated in their child development model of meeting the spiritual, physical, educational, emotional, and social needs of each child served.
- Visit [www.back2back.org](http://www.back2back.org) for more information and inspiring stories of hope.



## Using This Super Simple Mission Kit in Your Children's Ministry

The *Tales of the Ones He Won't Let Go* curriculum in this director's guide is designed to be used as a special **six-week** focus in your Sunday school, children's church, or midweek program. You could also use the sessions as a "4 + 2" program with session 1 as a special family night at your church to kick things off, sessions 2 to 5 used during your regular Sunday school or midweek program, and session 6 used as a closing weekend service experience.

In addition, you can customize this content for use in a different ministry format, such as a mini-camp experience, a VBS extension, a lock-in or overnighter, or a family night as part of your church missions conference. See the **Customize It** section later in this guide for specific outlines and ideas.

## Give and Serve Option

Whether you use these sessions in a six-week format or use one of the Customize It plans, you'll have the option of connecting kids with the critical step of giving. Students can make a measurable difference in the lives of orphans by giving their own offerings to Back2Back Ministries. You can create a display using the serving hands and missions posters to highlight the specific orphan needs that your group will address. See the **Give and Serve Option** section for all the details you need to create the Serving Hands Wall and to mobilize your group to impact lives through giving.

## Worship Option



Ultimately, serving others isn't about us or those we serve—it's about God! Loving God, honoring God, obeying God, serving God—that's what your kids will be doing during this Kids Serving Kids missions experience. To help them do that, you can use Yancy's music videos of "Shine and Serve" and "Live Differently" (located on the Kids Serving Kids DVD) to lead kids in worship as they commit themselves to God and seek to follow God's call in their lives.

## Before You Begin

**Show videos about Back2Back Ministries.** Show your adult volunteers the "Care for Today, Hope for Tomorrow" and "Overview of Back2Back Ministries" videos on the Kids Serving Kids DVD. These powerful videos will connect you and your volunteers with the heart of Back2Back Ministries and will inspire you as you mobilize kids to get involved in missions.

**Decide how you'll give.** Check out the Give and Serve Option section to determine which specific area(s) of need you want your group to focus on as kids bring offerings to help orphans through Back2Back Ministries.

**Create the Serving Hands Wall.** Find more details in the Give and Serve Option section about how you can use the serving hands and missions posters to create a



meaningful display that helps your group track their giving and life-application commitments.

**Invite families to participate.** The first session is meant to involve parents and kids, so before you launch this series be sure to get families excited about participating together. (If it isn't possible to involve whole families, you can easily adapt session 1 to use with just kids.)


**Determine how you'll serve.** In addition to the Give and Serve Option, kids will be doing hands-on service projects in session 6. Review the activities outlined in the Service Project Options of this session as well as in the **Bonus Service Ideas** section to select which experiences will be a good fit for your group.

**Print the needed curriculum materials from the Kids Serving Kids DVD.**

Each session includes several options; select which activities fit your group best and print the needed materials (scripts, handouts, Family Connect pages, photos, Bible Memory posters, and so on).

**A note on using the DVD.** When you insert the DVD in a PC, it may open automatically to the video portions of the disc. But to access all the files on the disc, follow these instructions: If the DVD player window is open, close it. Then go to "Computer" (or "My Computer") and click on Computer. Then RIGHT-CLICK on the drive in which your DVDs go. (It may be called BD-ROM Drive or something similar.) If you left-click on it instead, just close the DVD player window that comes up and try again. When you right-click on the DVD/CD drive, you will see various options in a window. One of those will say "Open in new window" or "Open to view disc contents" or something similar. Left-click on that option. A window should appear in which there are different folders that contain printable items and video items. If you want to print or view any of the printable documents or pictures, just open the folders and find the items you want and double-click on those items to open them. The items for each session are separated into different folders and there are Overview helps as well. If you want to view the videos instead, simply go back to Computer, right-click on your DVD drive, then click on "Play" in the video player of your choice.

***TALES  
OF THE ONES  
HE WON'T LET GO  
CURRICULUM***



## About These Sessions

These six sessions, designed to go with the stories from *Tales of the Ones He Won't Let Go*, will help kids connect their lives with the real stories of children around the world and will take kids on a journey to faraway lands and unknown faces. On the way they'll see the hand of the great Storyweaver, writing endings no one could imagine!

The sessions will help you guide students through difficult issues including the emotional and spiritual needs of children living in poverty and dealing with difficult circumstances. The stories will spark an interest in your students to consider God as their Storyweaver and to wonder about a world bigger than the one they know. Help guide students as they begin to find their own answers to these challenging questions: Who will I trust? How do I pray? What can I give? Where can I go? Who will I serve? How can I love?

These sessions are perfect for kids' Sunday school or weekend programs, children's church, or midweek programs. All documents on the Kids Serving Kids DVD are provided as Microsoft® Word files so it's easy to edit and customize to fit your unique needs. You can print off the lessons and other materials for all your teachers and leaders or e-mail the materials to them.

These sessions can easily work for a classroom-based format or a large group/small group format. Talking points and instructions to be spoken by teachers are provided in **bold** type, so teachers of every skill level will find the lessons easy to lead. Tips are provided throughout on how to adapt activities for larger or smaller groups of kids. Since everything is editable, you can choose what works best for your situation and adapt this curriculum to meet your needs.

Customizable and editable electronic versions of all six *Tales of the Ones He Won't Let Go* sessions along with scripts, posters, activity hand-outs, family take-home pages, and Bible memory posters can all be found on the Kids Serving Kids™ DVD included in your Super Simple Mission Kit.



**The Family Session (session 1) is a great way to get entire families involved.** If you've not yet tried a session for the entire family—now's the time! Families will have lots of fun participating together. However, if it isn't possible in your situation to involve whole families, you can easily adapt this session to use with just kids. If families do participate and you have some kids present without other family members, arrange for those kids to sit with families they know and are comfortable with.

**Bible Memory for all sessions:**

Hebrews 10:23, 24. You may use the Bible translation of your choice. Here is an easy paraphrase for younger learners: Hold on tight to the faith and hope we claim, because God is faithful in his promises. And let's encourage one another to do love and good works!

The **Bible Memory passage**, Hebrews 10:23, 24, is provided in two file formats on the **Kids Serving Kids DVD**: an editable Microsoft Word document that can be printed and displayed, and a JPEG document that can be projected or printed. It's also provided in two translations: *NIV* and *KJV*.

The **creative take-home resources** are sure to spark some great family conversations! Each week, you can either send these resources home with kids or e-mail them to families. If printing the take-home resources, you may want to print them on colorful paper or card stock.

## Curriculum Overview Chart

SESSION	THE NEED	BIBLE STORY	TALES OF THE ONES HE WON'T LET GO STORY
<b>Session 1</b> Special session that can be done with kids and families	The Need for a Rescuer	Jesus Calms the Storm (Luke 8:22-25)	Set in Mexico "Forever Family: Who Will I Trust?"
<b>Session 2</b>	The Need for Persistence	The Parable of the Persistent Widow (Luke 18:1-8)	Set in Mexico/USA "Three Sisters' Struggle: How Do I Pray?"

<b>Session 3</b>	The Need for Aid	Baby Moses (Exodus 1; 2:1-10)	Set in China/USA "Sam and Ellie's Challenge: What Can I Give?"
<b>Session 4</b>	The Need for Safety	Joseph and His Brothers (Genesis 37, 45)	Set in USA "Sally's Story: Where Can I Go?"
<b>Session 5</b>	The Need for Resources	Nehemiah Rebuilds the Wall (Nehemiah 2, 4)	Set in Haiti "Ronald's Future: Who Will I Serve?"
<b>Session 6</b> Special ses- sion includ- ing a service project	The Need for a New Start	The Good Samaritan (Luke 10:25-37)	Set in Nigeria "Moses's Destiny: How Can I Love?"

## Overview of a Session

### Intro Activities

Choose one of the two fun activities for kids to do when you're ready to start. Each activity gets kids involved and thinking about the theme of the session.

### Interactive Bible Story

The Bible story connects with the story from the book *Tales of the Ones He Won't Let Go*. The interactive Bible story gets all the kids participating!

### Bible Memory

A creative activity helps students understand, learn, and memorize the Bible Memory passage: Hebrews 10:23, 24.

### *Tales of the Ones He Won't Let Go* Story

Students and/or adults read a story from the book *Tales of the Ones He Won't Let Go* (or the shorter story version provided in this guide and on the DVD) or watch the video version. These stories will help kids have compassion for kids living in difficult circumstances around the world.

## Review Activity

A fun activity helps kids think more about the people in the story and how the great Storyweaver worked in their lives. This activity also helps kids start to think about their own lives and what they can do.

### Extra ideas!

This *Kids Serving Kids Director's Guide* includes ideas for giving, service, worship, and bonus video material. Each of these ideas is marked in gray.

## Inspiring Kid Story

A student will read a true story of an ordinary kid who is making an extraordinary impact in the world.

## Application Activity

A meaningful activity helps kids think about how they can respond to what they've discovered and learned.

## Prayer Time

Students will pray for people around the world with specific needs.

### Give and Serve Option

Provide an opportunity for students to give an offering to support orphans through Back2Back Ministries.

### Worship Option

Wrap up with an upbeat time of worship as kids watch Yancy's music video and sing "Shine and Serve" or "Live Differently."

## Send Home or E-mail

Send home with kids or e-mail to families creative resources to keep the conversation going at home. These resources can be found in each session's folder on the Kids Serving Kids DVD.

- Family Connect
- Conversation Cards
- Discuss-It Cube

## **Extra Activities**

Do you have extra time? Are you using these sessions for your homeschool or Christian school? Check out the Extra Activities documents in each session. You'll find arts and crafts projects, map and social studies activities, food fun, and reading and math activities.

### **Bonus Service Ideas**

Share ideas for how kids can serve in your community during the week. Optionally, set out take-home supplies or set up a "Serve Others" table where kids can work on service projects before or after each session.