



A 52-Week Bible Journey – Just For Kids!

Ages 8–12

Grow Up in Christ



**52 Bible Lessons From
the New Testament for Ages 8–12**



A 52-Week Bible Journey – Just For Kids!

Grow Up in Christ

**52 Bible Lessons From
the New Testament for Ages 8–12**

Standard
PUBLISHING

Cincinnati, Ohio

Published by Standard Publishing, Cincinnati, Ohio
www.standardpub.com

Copyright © 2001, 2004 by Standard Publishing.

All rights reserved. #15478. Manufactured in East Peoria, IL, USA, November 2010. Permission is granted to reproduce the indicated material from this book for ministry purposes only.

15 14 13 12 11 10 6 7 8 9 10 11 12 13 14

ISBN-13: 978-0-7847-1628-1

ISBN-10: 0-7847-1628-5

This book is a revision of *Growing Up in Christ* (42050).

Cover Design: Malwitz Design

Inside Illustrations: Ron Wheeler

Page Design: Andrew Quach

Syllabus Development: Ruth Frederick, Carol A. Jackson

Reading Specialist: Diana Crawford

Lesson Writers: Karen Jesse Becker, Sandra Collier, Sandra Friesen, Dianna Golata, Robin Griffin, Joyce Hardin, Kathy Johnson, Shawn Lewis, Sarah Lyons, Diane Mansfield, JoDee McConaughay, Kristi Walter

Project Editors: Kristi Walter, Theresa Hayes, Bruce E. Stoker

All Scripture quotations unless otherwise indicated, are taken from the *HOLY BIBLE, NEW INTERNATIONAL VERSION*®. *NIV*®. Copyright © 1973, 1978, 1984 by Biblica, Inc.™ Used by permission of Zondervan. All rights reserved.

Scriptures marked (*ICB*) quoted from the *International Children's Bible*® *New Century Version*®. Copyright © 1986, 1988, 1999 by Tommy Nelson™, a division of Thomas Nelson, Inc., Nashville, Tennessee 37214. Used by permission.

▼ Table of Contents ▲

| | | |
|----------------|---|------------|
| | Scope and Sequence..... | 6 |
| | Materials Needed | 8 |
| | Introduction | 10 |
| Unit 1: | Growing in Faith | 13 |
| Lesson 1: | Believing Jesus Can Change Things | 15 |
| Lesson 2: | Believing Jesus Can Heal | 19 |
| Lesson 3: | Believing Jesus When No One Else Believes | 23 |
| Lesson 4: | Believing Jesus Is the Son of God | 27 |
| Unit 2: | Growing in Obedience | 37 |
| Lesson 5: | Obey Willingly | 39 |
| Lesson 6: | Obey Immediately | 43 |
| Lesson 7: | God's Word Helps Us Obey | 47 |
| Lesson 8: | Prayer Helps Us Obey | 51 |
| Unit 3: | Growing in Attitude | 61 |
| Lesson 9: | Let Others Go First | 63 |
| Lesson 10: | Look Out for the Interests of Others | 67 |
| Lesson 11: | Consider Others Better Than Yourself | 71 |
| Lesson 12: | Serve with Mercy | 75 |
| Lesson 13: | Check Your Attitude | 79 |
| Unit 4: | Growing in Worship | 89 |
| Lesson 14: | The Gift of Salvation | 91 |
| Lesson 15: | Jesus Is Our Savior | 95 |
| Lesson 16: | Jesus Died for Our Salvation | 99 |
| Lesson 17: | Jesus Is the Only Way | 103 |
| Lesson 18: | Gifts of Worship | 107 |
| Unit 5: | Growing in Discipleship | 117 |
| Lesson 19: | A Disciple Follows Jesus | 119 |
| Lesson 20: | A Disciple Lights the World | 123 |
| Lesson 21: | A Disciple Loves His Enemies | 127 |
| Lesson 22: | A Disciple Is a Servant | 131 |
| Unit 6: | Growing in Prayer | 141 |
| Lesson 23: | P Is for Praise | 143 |
| Lesson 24: | R Is for Repent | 147 |
| Lesson 25: | A Is for Ask | 151 |
| Lesson 26: | Y Is for Yield..... | 155 |

| | | |
|-----------------|--|------------|
| Unit 7: | Growing in Goodness | 163 |
| Lesson 27: | Identifying Goodness | 165 |
| Lesson 28: | “Wearing” Goodness | 169 |
| Lesson 29: | Living in Goodness | 174 |
| Lesson 30: | Practicing Goodness | 178 |
| | | |
| Unit 8: | Growing in Love for Christ | 187 |
| Lesson 31: | Love Jesus? Serve Others | 189 |
| Lesson 32: | Love Jesus? Resist Temptation | 194 |
| Lesson 33: | Love Jesus? Believe Him | 198 |
| Lesson 34: | Love Jesus? Follow Him | 202 |
| | | |
| Unit 9: | Growing in Devotion to the Church | 209 |
| Lesson 35: | Devoted to the Church | 211 |
| Lesson 36: | Devoted to the Apostles’ Teaching | 216 |
| Lesson 37: | Devoted to Prayer | 221 |
| Lesson 38: | Devoted to Fellowship | 226 |
| Lesson 39: | Devoted to Remembering Jesus | 231 |
| | | |
| Unit 10: | Growing in Grace | 241 |
| Lesson 40: | Grace Brings People to Jesus | 243 |
| Lesson 41: | Grace Is Undeserved | 248 |
| Lesson 42: | Grace Is for Everyone | 252 |
| Lesson 43: | Grace Is Sweet | 256 |
| | | |
| Unit 11: | Growing in Confidence | 265 |
| Lesson 44: | A Testimony Gives Evidence | 267 |
| Lesson 45: | Prepare Your Story | 271 |
| Lesson 46: | Practice Your Story..... | 275 |
| Lesson 47: | Tell Your Story | 279 |
| | | |
| Unit 12: | Growing in Hope | 289 |
| Lesson 48: | Heaven Is Great! | 291 |
| Lesson 49: | Keep Watch! | 295 |
| Lesson 50: | Be Faithful! | 299 |
| Lesson 51: | Be Prepared! | 303 |
| Lesson 52: | Wake Up! | 307 |

| | Unit Title | Scripture | Application | Memory Verse |
|--------|---|---|---|------------------|
| Unit 1 | Growing in Faith (Lessons about faith in Jesus based on his miraculous signs) | John 2:1-11 <i>(1st miracle, wine)</i> John 4:46-54 <i>(2nd miracle, healing)</i> John 9:1-38 <i>(healed blind)</i> John 11:1-45 <i>(Lazarus to life)</i> | Believe that Jesus is from God | John 20:30, 31 |
| Unit 2 | Growing in Obedience (Lessons about obeying based on Jesus' life of obedience) | Luke 2:39-52 <i>(obeyed parents)</i> Matthew 3:13-17 <i>(obeyed God, baptism)</i> Matthew 4:1-11 <i>(obeyed Scripture)</i> Matthew 26:36-46 <i>(Gethsemane)</i> | Obey like Jesus (using Scripture and prayer to help) | 1 John 5:1-5 |
| Unit 3 | Growing in Attitude (Lessons about godly attitudes based on Jesus' life and teaching) | Matthew 5:1-12 <i>(Beatitudes)</i> Philippians 2:1-8 <i>(Jesus' attitude)</i> Luke 18:9-14 <i>(Pharisee, tax collector)</i> Matthew 18:21-35 <i>(unmerciful servant)</i> Matthew 19:16-26 <i>(rich young man)</i> | Grow in Jesus' attitudes: servanthood, humility, forgiving & merciful | Mark 10:43-45 |
| Unit 4 | Growing in Worship (Lessons about worship based on events surrounding Jesus' birth) | Luke 1:57-75 <i>(Zechariah)</i> Matthew 1:18-21 <i>(Joseph & Mary)</i> Luke 2:8-18 <i>(shepherds)</i> Luke 2:21-38 <i>(Simeon)</i> Matthew 2:1-12 <i>(wise men)</i> | Worship the Savior in response to knowing why Jesus is the only one who can save us | Matthew 1:20, 21 |
| Unit 5 | Growing in Discipleship (Lessons about being and making disciples from the book of Matthew) | Matthew 4:18-22; 9:9-13 <i>(followers)</i> Matthew 5:13-16 <i>(salt and light)</i> Matthew 5:38-48 <i>(love enemies)</i> Matthew 20:20-28 <i>(servant)</i> | Choose to be a disciple and disciple others | Matthew 28:16-20 |
| Unit 6 | Growing in Prayer (Lessons about prayer based on Jesus' teaching and example) | Luke 3:21; 5:16; 6:12; 22:41 <i>(Jesus' prayer times)</i> Luke 11:1-4 <i>(model prayer)</i> Luke 11:5-13 <i>(ask, seek, knock)</i> John 17:1-26 <i>(Jesus' prayer)</i> | Follow Jesus' example of praying regularly (how & who) | Matthew 6:9-13 |

| | Unit Title | Scripture | Application | Memory Verse |
|---------|---|--|---|-----------------------|
| Unit 7 | Growing in Goodness (Lessons about being and doing good from the Letters) | Romans 12:9-21 <i>(examples)</i> Colossians 3:12-17 <i>(wear it)</i> Galatians 5:19-25 <i>(fruit of Spirit)</i> Ephesians 5:8-20 <i>(children of light)</i> | Know what is good, put goodness on every day, live in the Spirit | Philippians 4:8, 9 |
| Unit 8 | Growing in Love for Christ (Lessons about loving Jesus based on Peter's view of Jesus' last week) | John 13:1-17, 31-38 <i>(last supper)</i> John 18:15-18, 25-27 <i>(denial)</i> John 20:1-9, 19, 20 <i>(resurrection)</i> John 21:3-17 <i>(catch of fish)</i> | Love Jesus by believing, following, serving (like Peter) | John 14:23, 24 |
| Unit 9 | Growing in Devotion to the Church (Lessons about what the church does from the book of Acts) | Acts 2:42-47 <i>(four ways)</i> Acts 2 <i>(Pentecost)</i> Acts 3, 4 <i>(Peter and John speak out)</i> Acts 4, 6 <i>(believers share)</i> Acts 4, 5 <i>(Peter & John jailed)</i> | Be devoted to the church by following the example of the believers in the early church | Acts 2:42, 46, 47 |
| Unit 10 | Growing in Grace (Lessons about showing God's grace from the book of Acts) | Acts 8:26-40 <i>(Philip, Ethiopian)</i> Acts 9:1-19 <i>(Ananias, Saul)</i> Acts 10 <i>(Peter, Cornelius)</i> Acts 11:19-26 <i>(Barnabas in Antioch)</i> | Accept people, show God's grace, in order to help them know and love Jesus | 1 Peter 4:10, 11 |
| Unit 11 | Growing in Confidence (Lessons about telling the good news from the life of Paul) | Acts 17:16-32 <i>(Athens)</i> Acts 21:27-22:29 <i>(Jerusalem)</i> Acts 24, 25, 26 <i>(Felix, Agrippa)</i> Acts 28:17-31 <i>(Rome, guards)</i> | Build confidence to tell Jesus' good news— like Paul (personal testimony) | 1 Peter 3:15, 16 |
| Unit 12 | Growing in Hope (Lessons about Jesus' return from his teaching and the book of Revelation) | Revelation 21, 22 <i>(new Jerusalem)</i> Matthew 24, 25 <i>(end times, parable)</i> Matthew 25 <i>(talents)</i> 2 Timothy 3, 4 <i>(godlessness)</i> Revelation 1, 3 <i>(Sardis)</i> | Be ready, use gifts to help others get ready, live a godly life, obey what you know | Matthew 24:36, 42, 44 |

▼ About the Grow Up in Christ Lessons ▲

Each *Grow Up in Christ* unit is a month of study—most units have four lessons, while others have five. Over the course of a unit, you will focus on one area of growth such as faith, attitude, goodness, testimony. This will happen by teaching four or five Scripture passages and one Bible memory passage.

Growing Up in the Word

This section contains the memory passage that emphasizes the area of growth for the unit. Think of the memory passage as the meat of the lesson, and think of the lesson passages as the support material for the memory passage. Make the memorization of the memory passage a goal for each unit.

Growing Up in the Word offers two activities that are geared to help students memorize and understand the memory passage. Teachers may choose one or both of the activities for the lesson. These activities give students ample time to review, study, repeat, and ponder the passage. Since the memory passage is the focal point of the unit, it is always discussed in each lesson. Conversation is important during the memory passage activities because it will guide students to mentally interact with the passage.

Consider the following when working with the memory passage:

- **Use long-term vs. short-term memory.** Our short-term memory contains five to nine items. Our long-term memory contains an infinite number of items. Because the short-term memory is so limited, new information crowds out the old. We want students to move Scripture passages from the short-term to the long-term memory. We don't want God's Word crowded out when new information comes along!
- **Use time.** Time is the most important element needed to store information in the long-term memory. Time is needed to test what the memory knows and to smooth out difficult sections. One or two study sessions on a memory passage is not enough time to store a passage in long-term memory. Research has shown that time spent on memory work must be spaced out rather than done in one sitting. It takes less total time to memorize a passage if the work on it

happens in several sessions over a period of time. Use every opportunity in each lesson to encourage students to say the memory passage. Encourage students to practice it during the week as well.

- **Use mental activity.** Memory is tied to understanding and association. A student will not remember what he doesn't understand or cannot associate with other material he has stored in his memory. Passages to be memorized must be processed and evaluated by the mind. The mind must act and interact with the material. It must be thought about, categorized, and related to what is already known. A student's mind must be actively involved in thinking about the verse. Questions are provided in each lesson to help students understand and ponder the meaning of the passage. Object lessons are also provided to help students make connections between what they already know and what they need to know—the memory passage. *Grow Up in Christ* lessons involve the senses in learning the memory passages. While many activities break the memory verses into smaller pieces to aid in memorization, they also present the entire passage as one unit. This helps the mind associate the entire group of words as one unit, and therefore, makes memorization and application easier.
- **Use review.** Once a passage is stored in long-term memory, it needs only to be reviewed occasionally. This book provides a review activity with each unit that will serve this need—an activity that can be prepared and used in future units to review the passage. Prepare a permanent memory passage review center. It can be as simple as a box that contains envelopes with the prepared activities from the unit pages. Since students will be able to do each activity on their own, allow them to take the materials home and review the passages. Always have the activities available in class for students who arrive early or for those who finish another activity early.

Why Grow Up?

This section of each lesson answers the question every kid asks: Why do I need to know this? An object lesson or demonstration will help to communicate the need for every child to grow up in Christ. When students are faced with the why-grow-up question, they should respond by saying, “Yes, I want to grow up in Christ.”

How to Grow Up

This section focuses on key New Testament passages that highlight and illustrate how to grow up in Christ. During this presentation of the Scripture passage, students will discover for themselves what God says about growing up.

Ready to Grow Up

Students use information gained in How to Grow Up to accept an assignment that will help them grow up. This section includes meaningful and memorable activities for students to apply what they have learned. Students will practice the focus of the lesson or prepare to practice the focus during the week. Each unit has its own theme that will inspire students to “stick” with the challenge to grow and will “spur” them to action. Because these activities spill over into the week, students will have take-home assignments that will challenge them to grow up in Christ. These are not pencil-and-paper assignments; they are action assignments that will engage

them mentally, spiritually, and physically. Then at the next week’s session, students will report on how the assignment went. These weekly assignments will put faith into action and grow faith from action, and students will remember the lessons long after the unit is over.

If students are not used to having homework from church, it may take a few weeks to get them acclimated. Stick with it. Keep making assignments. Keep asking students to report. Send a postcard reminder. Don’t give up.

Growing Up Every Day

This final section of the lesson is a time to wrap up the lesson. It briefly summarizes the theme of the lesson along with the challenge to grow for the unit. It’s a time to encourage students in their assignment. Sometimes it will be a quiet or reflective time. In other sessions, it will be a loud, cheering time. Your students will leave knowing that yes, they can grow up in Christ.

Reproducible pages are included to complement and enhance the *Grow Up in Christ* units.

Let the Holy Spirit guide you as you adapt these lessons for your growing children. May the Lord bless you and your work as you help children “grow up in every way to be like Christ” (Ephesians 4:15, *ICB*). You may even find that you’ve grown an inch or two!



Growing in Faith

Lessons 1-4

▼ Unit Overview ▲

Why Grow in Faith?

This first unit is the cornerstone of the coming year. In these first lessons you'll introduce your students to the basic precept of our Christian faith: Jesus is the Son of God. The memory passage for this month, John 20:30, 31, tells us that we can believe Jesus is God's Son because of the miracles he performed. This unit explores four of the miraculous signs that Jesus performed. Each one demonstrates an important aspect of his love for us: his interest and intervention in our daily concerns; his power and willingness to heal us; his power of life over death; and the gift of eternal life we receive through him.

A primary goal of this unit is to teach eight- to twelve-year-olds how to recognize the presence of Jesus in their lives. They will begin to see this by looking for examples of God's love and care, and recording them to share in class. Growing in faith requires work; we must teach ourselves to see what God has done for us; we must actively look for his hand on our lives; and we must remember what he has done for us. This unit's lessons will provide your students the opportunity to identify and remember what Jesus has done for them and for others.

Summary

Grow in the grace and knowledge of Jesus Christ by believing that Jesus is from God.

- Jesus' power to change things and improve circumstances proves that he is from God.
- Jesus' power to heal proves that he is from God.
- Jesus' power to raise the dead proves that he is from God.
- Jesus is the Christ, the Son of God.

▼ Lesson Aims ▲

Lesson 1

Scripture focus: (John 2:1-11) When Jesus turned water into wine, his followers believed in him.

Life focus: Believe that Jesus can change things and improve circumstances.

Unit Aims

Know

Describe four miraculous signs Jesus did and people's responses to them.

Feel

Feel awed by the power Jesus displayed.

Do

Believe that Jesus is the Christ, the Son of God.

Memorize

John 20:30, 31

Lesson 2

Scripture focus: (John 4:46-54) When Jesus healed an official's son, the official and all the people of his house believed in Jesus.

Life focus: Believe that Jesus can heal.

Lesson 3

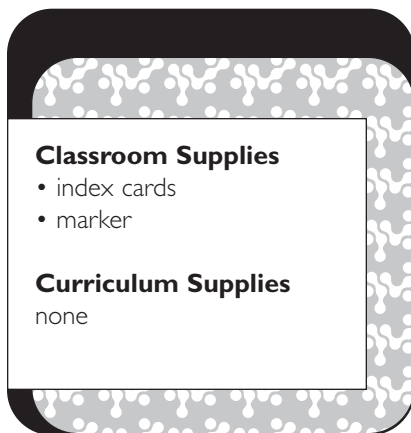
Scripture focus: (John 9:1-38) When Jesus healed a man born blind, the man responded with belief.

Life focus: Believe what Jesus can do even when no one else believes.

Lesson 4

Scripture focus: (John 11:1-45) When Jesus raised Lazarus from death, many people believed in Jesus. Martha believed that Jesus was from God.

Life focus: Believe that Jesus is the Christ, the Son of God.



▼ Memory Passage ▲

John 20:30, 31

“Jesus did many other miraculous signs in the presence of his disciples, which are not recorded in this book. But these are written that you may believe that Jesus is the Christ, the Son of God, and that by believing you may have life in his name.”

Memory Passage Review Activity

Make several sets of cards for the students to play Concentration. For each set, write the following verse segments on separate cards so that you have two for each phrase: John 20:30-31/ “Jesus did many other miraculous signs/ in the presence of his disciples,/ which are not recorded in this book./ But these are written that you may believe/ that Jesus is the Christ, the Son of God/ and that by believing you may have life in his name.”

One complete set is fourteen cards, including the reference. Make enough of these sets so that several students can be playing at the same time. Mix up the sets, and then place the cards face down on a tabletop. Tell students that as they uncover matches they are to place the matches in biblical order. The first student to complete the Bible passage wins.



▼ Believing Jesus Can Change Things ▲

Bible Focus

When Jesus turned water into wine, his followers believed in him.

Life Focus

Believe that Jesus can change things and improve circumstances.

Growing Up in the Word: John 20:30, 31

Set up one or both of the following activities for students to do as they arrive. Greet students by name and direct them to the activity.

Memory Activity 1

Distribute paper and pencils. Tell the class you're going to read John 20:30, 31 aloud, and they are to write it down on their papers as you read. Begin reading the verses aloud as fast as you can. The students will protest that you're going too fast. Read the verses aloud again, slowing down a little bit, but still go too fast for the class to keep up. The students will protest again. Tell them to turn to John 20:30, 31 in their Bibles and copy down the verses; state that they may have all the time they need.

Say: **Which was easier—remembering the verses when I recited them or when you read from the Bible?** Let students respond. **Because God's Word is written, anytime we need help remembering what God says, we can read it again. We're blessed to have our Bibles to read whenever we want. Almost 2,000 years ago, Christians started writing down the stories and teachings of Jesus so that we will always have them. These writers have given us proof that Jesus is God's Son.** Lead the students in reciting John 20:30, 31 in unison.

Memory Activity 2

Before class, write the following phrases of the memory passage on separate sheets of paper: "Jesus did many other miraculous signs/ in the presence of his disciples,/ which are not recorded in this book./ But these are written that you may believe/ that Jesus is the Christ, the Son of God,/ and that by believing you may have life in his name" (John 20:30, 31).

Play a modified game of Red Light, Green Light. Have students stand on one side of the room across from you. Tell them that you'll show them a sign that you'll read aloud, and they will repeat after you. Then when you say green light, they may move forward until you say red light. Continue until all the phrases have been shown and read. Then mix the phrases and begin the game again. This time just the students will read the signs aloud.

Classroom Supplies

- Bibles
- paper
- pencils

Curriculum Supplies

none

Classroom Supplies

- paper
- marker

Curriculum Supplies

none

Say: **Red and green traffic lights are types of signs that help drivers know when to go and when to stop. We used them in our game today as part of the rules. They helped us know what to do. In an ordinary day, what other types of signs do you see?** Let students respond. **Signs give us directions, and they also give us important information.** Lead the students in saying John 20:30, 31 aloud. **The Bible gives us signs as well. These signs also give us directions and important information. This month we're going to study the signs that tell us that Jesus is the Son of God.**

▼ Why Grow Up? ▲

Hide the bottle with the soft drink for use during “Growing Up Every Day.” Show the class the bottle of water. Say: **Here is a bottle of water. What would it take to convince you that I can change this water into a soft drink? What if I poured this water into these cups and told you that as I pour the water it will change? None of you would believe me. Why? I'm only human. I can't perform miracles.**

Let's pretend that I did change this water into a soft drink. What would you think of my claims then? Yes, you would believe that I could do what I said I could do. You would have faith in my ability to change water to a soft drink.

Our goal this month is to grow in faith. The word *faith* is used to describe our belief that Jesus is the Son of God. What is faith? Let students respond. **Faith is a little word for a very big idea; it's the idea that we can know or believe that something is real without having to actually see or touch it. Not being able to see or touch Jesus sometimes makes it hard to believe that he is always with us. But thankfully, the Bible gives us signs that point us in the right direction—these signs point us to faith in Jesus.**

Signs in the Bible give us the information we need to have faith that Jesus is the Son of God. One sign we have in the Bible is the story about Jesus changing water to wine. It is a story that builds our faith in Jesus.

▼ How to Grow Up ▲

Before class, write the following questions on separate sheets of paper and attach them to the walls around your classroom: What was the first miracle Jesus performed? Why did the master of the banquet say, “Everyone brings out the choice wine first and then the cheaper wine, but you have saved the best till now”? Who changed the situation at the wedding? How did Jesus' miracle affect the master of the banquet? Who believed in Jesus? Why did Jesus' disciples put their faith in him? Why do we need to know about this miracle?

Distribute the Scripture Sleuth handouts. Divide students into pairs. Say: **We're going to be Scripture sleuths today. These sheets contain our Scripture passage along with clues to help us find the answers to the questions posted around the room. Work with your partner to complete your sleuth sheets. Then we'll use those clues to answer the questions on the walls.** When all the students have finished, discuss the handout

Classroom Supplies

- two-liter bottle with label of same kind of soft drink used in the “Growing Up Every Day” activity but filled with water

Curriculum Supplies

none

Classroom Supplies

- paper
- marker

Curriculum Supplies

reproducible page 34
(Scripture Sleuth)

answers. Then discuss each question posted on the wall.

What was the first miracle Jesus performed? (He changed water to wine at a wedding in Cana.) **Why did the master of the banquet say, “Everyone brings out the choice wine first and then the cheaper wine, but you have saved the best till now”?** (The wine Jesus made was better than the wine that had already been drank.) **Who changed the situation at the wedding?** (Jesus did.) **How did Jesus’ miracle affect the master of the banquet?** (It brought him joy.) **Who believed in Jesus?** (His mother believed before the miracle, and his disciples believed after the miracle.) **Why did Jesus’ disciples put their faith in him?** (They saw his glory through his changing of water to wine.) **For Jesus’ disciples this miracle was the first sign that showed Jesus is the Son of God, and their faith in him grew because of this. Why do we need to know about this miracle?** (So we can put our faith in Jesus and believe that he is the Christ, the Son of God.)

Read John 20:30, 31 aloud in short phrases and have the students repeat each phrase after you. **How is this story a miraculous sign?** (It reveals Jesus’ glory and his power to change things.) **Does this story help us believe that Jesus is the Son of God? Who else could change water to wine?** Let students respond. **Why is it important to believe that Jesus is the Christ, the Son of God?**

The story of Jesus turning the water into wine is a sign that’s been written down so that we may believe that Jesus is the Christ, the Son of God, and by believing have life in his name. This story builds our faith in Jesus.

▼ Ready to Grow Up ▲

Faith is believing that Jesus can change things and can improve circumstances in our lives. **How did Jesus improve the circumstances at the wedding. How did he change things?** Discuss.

We build faith by reading about the miracles Jesus performed when he was a man. We also build faith by seeing Jesus work in our lives and in the lives of those around us. We have to learn to look for Jesus. He is with us, and he blesses us everyday. We build faith in Jesus by looking at the signs of his love and care in our own lives.

If Jesus has the power to change water to wine in an instant, what does Jesus have the power to do in your life? **Jesus can change things in each of our lives. Jesus can change little things, and he can change big things. In fact, he blesses us every day.**

Distribute handouts. **We’re going to use these sheets to write down how Jesus blesses us—how he cares for us and shows his love for us. Each day this week, look for evidence of Jesus in your life. It may be something good that happens to you, or maybe it’s some kind of good behavior that you wouldn’t normally do. It may be an answered prayer, an act of kindness someone shows to you, or an encouraging letter or phone call from a friend. If you find yourself being more patient or less angry than you normally would feel in a bad situation, that’s evidence of Jesus in your life. If you feel calmer about something that’s been worrying you or find a way to get along with someone, or find it easier to obey your mom or dad or listen to the teacher, each could be evidence of Jesus working in your life.**

Classroom Supplies

none

Curriculum Supplies

reproducible page 33 (Jesus Search)

At the end of the week, we'll have a written record of Jesus working in our lives. It will help our faith in him grow. Evidence that Jesus works in our lives assures us that he is the Son of God.

▼ Growing Up Every Day ▲

Classroom Supplies

- two-liter bottle filled with a soft drink
- cups

Curriculum Supplies

none

Say: Remember how Jesus changed the water into wine and how I couldn't change the water into a soft drink? That shows us that only God can make miraculous changes. Are there things about you that you want to change? Allow students to respond; try to direct the students toward spiritual changes rather than physical ones. Are these things easy to change? (No.) There are plenty of things about each of us that don't always make God happy, and all of them are related to sin. Is it easy for us to avoid sin all the time? (No.) God wants all of us to be changed so that we no longer sin and do things that are related to sin. And even though it is not always easy for us to make those changes, God promises us that he can change us if we have faith in him. Just as Jesus was able to change the water into wine, he is able to change us into people who try to please God. We have faith that he is able to change us because we read the Bible to see Jesus' miracles, evidence that he has the power to do what he promises. That's exactly why Jesus did his miracles, to show that he is God's Son.

Let's pretend that you have all known me for years and years and have always thought I was the most selfish person you have ever known. I never share my possessions with other people. I always try to get more things for myself, even if other people need the things more than I do. If you were dying of thirst right in front of me, you know I wouldn't help you even if I could. Would you like me? Do you think someone like that could ever change? What if I did change? Bring out the soft drink and cups and start pouring. Even though I can't turn water into a soft drink, if I started to share with you after years of being super selfish, wouldn't that be just as much of a miracle? That's the kind of miraculous changes God can do with people. People who are worriers learn to trust their futures to God. People who are afraid learn to rely on God for courage. People who are hateful learn how to love others.

Say: At the end of each day this week, I want you to use this handout to write down how Jesus shows you that he is with you. Look for small things as well as big things. Once you begin looking for Jesus, you'll find that Jesus is everywhere around you, helping you know that he is the Christ, the Son of God. As you begin to see God at work in your lives, don't forget to thank him.

SCRIPTURE SLEUTHS

Follow these instructions to mark the Scripture passage.

- Circle the name of the fourth Gospel.
- Underline the chapter and verses that contain the story of Jesus changing water to wine.
- Draw a box around what happened to all the wine at the wedding.
- Mark an exclamation point next to the idea that Jesus' mother had for more wine.
- Draw a jar beside each instruction that Jesus gave to the servants.
- Put quote marks around the words that tell how the wine tasted.
- Place dots under the words that tell that Jesus' disciples believed in him.
- Draw a cloud around the words that tell why this miracle was important.
- Draw a wavy line under the name of the place where Jesus performed this miracle.



John 2:1-11

Jesus Changes Water to Wine

2 On the third day a wedding took place at Cana in Galilee. Jesus' mother was there, ²and Jesus and his disciples had also been invited to the wedding. ³When the wine was gone, Jesus' mother said to him, "They have no more wine."

⁴"Dear woman, why do you involve me?" Jesus replied, "My time has not yet come."

⁵His mother said to the servants, "Do whatever he tells you."

⁶Nearby stood six stone water jars, the kind used by the Jews for ceremonial washing, each holding from twenty to thirty gallons.


⁷Jesus said to the servants, "Fill

the jars with water"; so they filled them to the brim.

⁸Then he told them, "Now draw some out and take it to the master of the banquet."

They did so, ⁹and the master of the banquet tasted the water that had been turned into wine. He did not realize where it had come from, though the servants who had drawn the water knew. Then he called the bridegroom aside ¹⁰and said, "Everyone brings out the choice wine first and then the cheaper wine after the guests have had too much to drink; but you have saved the best till now."

¹¹This, the first of his miraculous signs, Jesus performed in Cana of Galilee. He thus revealed his glory, and his disciples put their faith in him.



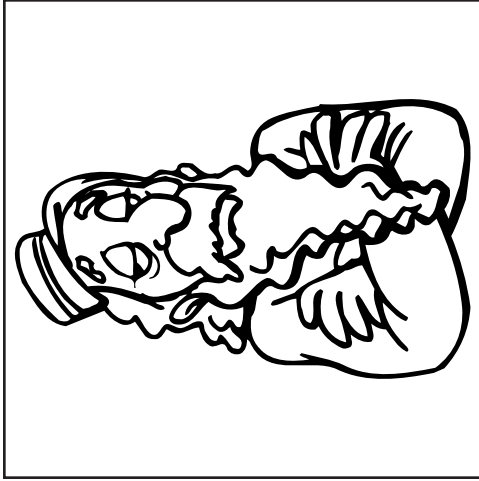
He thus revealed his glory, and his disciples put their faith in him (John 2:11).



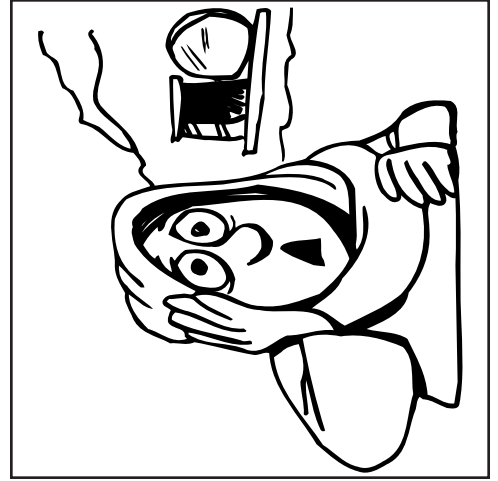
"Jesus did many other miraculous signs in the presence of his disciples, which are not recorded in this book. But these are written that you may believe that Jesus is the Christ, the Son of God, and that by believing you may have life in his name" (John 20:30, 31).

Jesus Search

1. _____
2. _____
3. _____
4. _____
5. _____
6. _____
7. _____



Then the father realized that this was the exact time at which Jesus had said to him, "Your son will live." So he and all his household believed (John 4:53).



"I believe that you are the Christ, the Son of God" (John 11:27).

"If this man were not from God, he could do nothing" (John 9:33).

"I remember your ancient laws, O LORD, and I find comfort in them."

(Psalm 119:52)

Guide your kids on a year-long journey through the Bible!

There's nothing more important to teach our children than how to build a relationship with God, and there's no better way to do that than to teach kids the Bible. **Route 52™** is a Bible-based journey that will take kids through the Bible in a year every year from age three to twelve. Using all ten titles, you can help your kids explore, discover, follow, grow, and study through the Bible.

Throughout the various age levels, kids will learn about God, Jesus, and other men and women of the Old and New Testament. They will examine the history, poetry, prophecy, and the good news of God's Word. Through age-appropriate, hands-on activities that are culturally relevant, kids will investigate God's plan for his creation and how it includes everyone.

Grow Up in Christ includes 52 Bible lessons that help children ages 8-12

- understand why they need to grow in Christ,
- build an active faith in God and His Son, Jesus,
- know, understand, and remember God's Word, and
- tell about their own hope in Jesus.

Check out these application-boosting lesson features:

- Scripturally sound lesson themes
- Culturally relevant, hands-on activities
- Age-appropriate Bible-learning challenges
- Reproducible life-application activity pages

Finally, a reproducible Bible study curriculum for children of all ages! **Route 52™** Bible lessons will help kids learn the Bible and how to apply it to their lives at their own level of spiritual development. **Route 52™** Bible lessons are appropriate for Bible school, children's church, youth group, kids club, or mid-week Bible study programs.



Ages 8-12



Standard[®]
PUBLISHING

www.standardpub.com

A 52-Week Bible Journey – Just For Kids!

RELIGION / Christian Ministry / Children

ISBN 978-0-7847-1628-1



EAN

9 780784 716281
42080