

THE Big Picture Bible Time Line

Compiled by Carol Eide

Illustrated by Chizuko Yasuda
Designed by Carolyn Gillmon



Gospel Light

ISBN 0-8307-1472-3

The artwork in this book may be reproduced for its intended purpose without permission from the publisher. It may not be reproduced in any other books having similar purpose, or resyndicated in part or in whole for resale in the form of positives, negatives, mats, printing, etc., without prior written permission from the publisher.

Scriptures used in this book are from:

NIV: *The Holy Bible, New International Version*. Copyright 1973, 1978, 1984 International Bible Society. Used by permission of Zondervan Bible Publishers.

© 1991 Gospel Light, Ventura, CA 93006. All rights reserved. Printed in U.S.A.

How to make clean copies from this book

You may make copies of this book with a clean conscience if:

- you (or someone in your organization) are the original purchaser;
- you are using the copies you make for a noncommercial purpose (such as teaching or promoting a ministry) within your church or organization;
- you follow the instructions provided in this book.



However, it is illegal for you to make copies if:

- you are using the material to promote, advertise or sell a product or service other than for ministry fund-raising;
- you are using the material in or on a product for sale;
- you or your organization are not the original purchaser of this book.



By following these guidelines you help us keep our products affordable. Thank you.
Gospel Light

Permission to make photocopies or to reproduce this book is granted only to the original purchaser and is intended for noncommercial use. None of the material in this book may be reproduced for any commercial promotion, advertising or sale of a product or service. Sharing of the material in this book with other churches or organizations not owned or controlled by the original purchaser is also prohibited. All rights reserved.

Contents

The time line in this book illustrates major Bible events and presents them in chronological order. The dating of events generally follows the dates suggested by the *New International Version Study Bible*.

**Help Your Students Take Time into Their Own Hands—
20 Bible Time Line Ideas for Children, Youth and Adults** viii

How to Make a Bible Time Line xii

Old Testament Time Line 1

New Testament Time Line 49

Clip Art 69

Bible Teaching Resources/Children 73

Bible Teaching Resources/Youth and Adult 74

Reference Index 75

(Correlates each time line section with reference material
in *What the Bible Is All About for Young Explorers*.)

Old Testament Time Line

PART 1: LAW

Creation	Genesis 1:1–2:25	1
Adam and Eve—The Fall	Genesis 3:1-21	1
Noah's Ark	Genesis 6:1-22	2
The Flood	Genesis 7:1–9:1	2
The Tower of Babel	Genesis 11:1-9	3
Abraham Obeys God	Genesis 12:1-9	3
Isaac Is Born	Genesis 15:1-6; 21:1-7	4
Isaac and Rebekah	Genesis 24:1-67	4
Jacob's Dream	Genesis 28:10-22	5
Joseph Is Sold into Slavery	Genesis 37:1-36	5
Joseph Explains Pharaoh's Dream	Genesis 41:1-40	6
Joseph's Brothers Come to Egypt to Buy Food	Genesis 42:1–45:28	6
Joseph's Family Moves to Goshen	Genesis 46:1-7; 26-34; 47:1-12	7
Joseph Dies	Genesis 50:22-26	7
Israel Enslaved in Egypt	Exodus 1:1-22	8
Baby Moses	Exodus 2:1-10	8
The Burning Bush	Exodus 3:1–4:17	9
Moses Confronts Pharaoh	Exodus 5:1–6:1	9
The Plagues	Exodus 7:8–11:10	10
The Red Sea Crossing	Exodus 13:17–14:31	10
The Ten Commandments	Exodus 19:14–24:18; Deuteronomy 5:1-33	11
Israel Disobeys God	Exodus 32:1-35; Deuteronomy 9:7-29	11

The Tabernacle	Exodus 36:8-38	12
The Ark of the Covenant	Exodus 37:1-9	12
God Leads the Israelites in the Desert	Numbers 9:15-23	13
Joshua and Caleb	Numbers 13:1–14:45	13
 PART 2: HISTORY		
Rahab	Joshua 2:1-24	14
Crossing the Jordan	Joshua 3:1-17	14
Jericho	Joshua 6:1-27	15
Achan	Joshua 7:1-26	15
The Gibeonites	Joshua 9:1-27	16
Conquering Canaan	Joshua 10:1–13:7	16
Joshua Divides the Land	Joshua 13:8–21:45	17
Joshua's Last Days	Joshua 23:1–24:33	17
Israel Worships Idols	Judges 2:6-23	18
Othniel	Judges 3:7-11	18
Deborah	Judges 4:1–5:31	19
Israelites Hide from the Midianites	Judges 6:1-10	19
Gideon Tests God	Judges 6:11-40	20
The Midianites Are Defeated	Judges 7:1-25	20
Jephthah	Judges 11:1–12:7	21
Samson	Judges 13:1–16:31	21
Ruth and Naomi	Ruth 1:1-22	18
Boaz	Ruth 2:1-23	18
Samuel Presented to Eli	1 Samuel 1:1–2:11	21
Samuel Leads Israel	1 Samuel 3:1–4:1	21
The Philistines Capture, Then Return the Ark of the Covenant	1 Samuel 4:1-11; 5:1–7:1	22
Saul, Israel's First King	1 Samuel 8:1–10:27	22
Samuel Anoints David	1 Samuel 16:1-13	23
Goliath	1 Samuel 17:1-58	23
David and Jonathan	1 Samuel 20:1-42	24
David Spares Saul's Life	1 Samuel 24:1-22	24
Saul's Death	1 Samuel 31:1-13; 1 Chronicles 10:1-12	25
David Becomes King	2 Samuel 5:1-5; 1 Chronicles 11:1-3	25
The Ark of the Covenant Is Brought to Jerusalem	2 Samuel 6:1-15; 1 Chronicles 13:1-14	26
Nathan the Prophet	2 Samuel 7:1-29; 1 Chronicles 17:1-15	26
Mephibosheth	2 Samuel 9:1-13	27
Bathsheba	2 Samuel 11:1–12:25	27
David Flees Absalom	2 Samuel 15:1-36	28
David Returns as King	2 Samuel 19:8-43	28
David Builds an Altar to God	2 Samuel 24:18-25; 1 Chronicles 21:18-26	29
Solomon Becomes King	1 Kings 1:28-53; 1 Chronicles 29:21-25	29
The Temple Is Built	1 Kings 5:1–6:38; 7:13-51; 2 Chronicles 2:1–4:22	30
The Queen of Sheba	1 Kings 10:1-13; 2 Chronicles 9:1-12	30
The Kingdom Is Divided	1 Kings 12:1-33; 2 Chronicles 10:1–11:17	31
The People Worship Idols	1 Kings 14:1-20	31
Egypt Attacks Jerusalem	1 Kings 14:21-31; 2 Chronicles 12:1-16	32
King Ahab and Jezebel	1 Kings 16:29-34	32

Elijah and the Prophets of Baal	1 Kings 18:16-46	33
Elijah and Elisha	1 Kings 19:19-21	33
King Ahab Dies	1 Kings 22:29-40	34
Elijah Is Taken to Heaven	2 Kings 2:1-14	34
King Jehu	2 Kings 9:1-13	35
King Joash Repairs the Temple	2 Kings 12:1-18; 2 Chronicles 24:1-14	35
King Jeroboam II	2 Kings 14:23-29	36
King Azariah	2 Kings 15:1-7	36
King Ahaz	2 Kings 16:1-20; 2 Chronicles 28:1-27	37
King Hoshea	2 Kings 17:1-6	37
The Fall of the Northern Kingdom	2 Kings 17:7-23	37
King Hezekiah Destroys Places of Idol Worship	2 Kings 18:1-8	38
King Manasseh Worships Idols	2 Kings 21:1-18; 2 Chronicles 33:1-20	39
King Josiah Reads God's Word	2 Kings 23:1-3; 2 Chronicles 34:29-32	39
King Jehoiakim	2 Kings 23:36–24:7; 2 Chronicles 36:5-8	40
King Zedekiah	2 Kings 24:18-20; 2 Chronicles 36:11-14	40
The Fall of Jerusalem	2 Kings 24:20–25:26; 2 Chronicles 36:15-23	41
King Cyrus	2 Chronicles 36:22,23; Ezra 1:1-11	43
The First Exiles Return to Jerusalem		
Under Zerubbabel	Ezra 2:1-70; Nehemiah 6:6–7:2	43
The People Worship God in Jerusalem	Ezra 3:1-3	44
The Feast of Tabernacles	Ezra 3:4-6	44
Haggai and Zechariah	Ezra 5:1,2; Haggai 1:1–2:23; Zechariah 1:1–14:21	45
King Darius	Ezra 5:1–6:18	45
Ezra Returns to Jerusalem	Ezra 7:1–8:14	47
Nehemiah Rebuilds Jerusalem's Walls	Nehemiah 2:11–4:23; 6:1-16	47
Ezra Reads God's Words	Nehemiah 8:1-18	48
The People Ask for Forgiveness	Nehemiah 9:1-3	48
Queen Vashti	Esther 1:1-22	46
Queen Esther	Esther 2:1-18	46
 PART 3: POETRY		
Job Afflicted	Job 1:1–2:10	7
Job Restored	Job 42:7-17	7
 PART 4: MAJOR PROPHETS		
Isaiah	Isaiah 9:1-7	38
Jeremiah in Prison	Jeremiah 38:1-13	41
Ezekiel and Others Taken Captive	Ezekiel 1:1-3	40
Daniel and Others Taken Captive	Daniel 1:1-21	40
The Fiery Furnace	Daniel 3:1-30	42
Daniel in the Lion's Den	Daniel 6:1-28	42
 PART 5: MINOR PROPHETS		
Hosea	Hosea 1:1–14:9	37
Amos	Amos 1:1–9:15	36
Jonah	Jonah 1:1–4:11	36
Nahum	Nahum 1:1–3:19	39
Habakkuk	Habakkuk 1:1–3:19	39
Malachi	Malachi 1:1–4:6	48

New Testament Time Line

PART 1: GOSPELS

Jesus' Birth	Luke 2:1-20	49
The Wise Men	Matthew 2:1-12	50
Jesus at the Temple	Luke 2:41-52	50
John the Baptist Preaches	Matthew 3:1-6; Mark 1:1-8; Luke 3:1-20; John 1:29-34	51
Jesus Is Baptized	Matthew 3:13-17; Mark 1:9-11; Luke 3:21,22; John 1:29-34	51
Jesus Is Tempted	Matthew 4:1-11; Luke 4:1-13	52
Jesus Chooses Disciple	Matthew 4:18-22; 9:9-13; 10:1-4; Mark 1:14-20; 2:13-17; 3:13-19; Luke 5:1-11, 27-31; 6:12-16; John 1:35-51	52
Nicodemus	John 3:1-21	53
The Woman at the Well	John 4:1-42	53
Jesus Heals a Paralytic	Mark 2:1-12; Luke 5:17-26	54
Jesus Sends Out His Disciples	Matthew 10:1-42; Mark 6:7-13; Luke 9:1-6	54
Jesus Preaches	Matthew 11—13; Mark 4:1-34; Luke 6:17-49; 8:1-18	55
Feeding the 5,000	Matthew 14:13-21; Mark 6:30-44; Luke 9:10-17	55
Jesus Walks on the Water	Matthew 14:22-33; Mark 6:45-52; John 6:16-21	56
The Transfiguration	Matthew 17:1-13; Mark 9:2-13; Luke 9:28-36	56
Lazarus	John 11:1-44	57
The Triumphal Entry	Matthew 21:1-11; Mark 11:1-11; Luke 19:28-44	57
Jesus Clears the Temple	Matthew 21:12-17; Mark 11:12-19; Luke 19:45-48	58
The Last Supper	Matthew 26:17-30; Mark 14:12-26; Luke 22:7-38; John 13:1-30	58
Judas and Jesus in Gethsemane	Matthew 26:36-56; Mark 14:32-52; Luke 22:39-53; John 18:1-11	59
The Crucifixion	Matthew 27:27-56; Mark 15:16-41; Luke 23:26-49; John 19:16-37	59
The Resurrection	Matthew 27:57—28:15; Mark 15:42—16:8; Luke 23:50—24:12; John 19:38—20:18	60
Jesus Appears to the Disciples	Matthew 28:16-20; Mark 16:9-20; Luke 24:13-48; John 20:19—21:25	60
The Ascension	Luke 24:50-53; Acts 1:1-11	61

PART 2: HISTORY

Pentecost	Acts 2:1-13	61
Stephen Is Stoned and the Apostles Are Persecuted	Acts 5:17-42; 6:8—8:1	62
Saul (Paul) Meets Jesus	Acts 9:1-31	62
Paul Escapes	Acts 9:19-25	63
Peter's Vision	Acts 10:1-48	63
An Angel Frees Peter	Acts 12:1-19	64
Paul's First Missionary Journey	Acts 13:1—14:28	64
Paul's Second Missionary Journey	Acts 15:36—18:22	65
Paul and Silas in Prison	Acts 16:16-40	65
Priscilla and Aquila	Acts 18:18-28	66
Paul's Third Missionary Journey	Acts 18:23—20:38	66
Paul Before Festus	Acts 25:1—26:32	67
Paul's Shipwreck	Acts 27:1-44	67

PART 3: LETTERS

Paul Writes from Prison in Rome	2 Timothy 1:1—4:22	68
---------------------------------	--------------------	----

PART 4: PROPHECY

John Exiled on Patmos	Revelation 1:1—22:21	68
-----------------------	----------------------	----

Help Your Students Take Time into Their Own Hands—

20 Bible Time Line Ideas for Children, Youth and Adults

This Bible Time Line can be used in a multitude of ways with people of all ages. Any Bible story or portion of Scripture can be brought to life and better understood in the context of history. A time line will bring home the fact that the Bible tells about real people facing real-life challenges—and that throughout history God has been actively involved in people's lives!


Here are some suggestions for using this Bible Time Line:

CHILDREN (GRADES 1-6)

- **EARLY ARRIVALS:** Make copies of consecutive sections of the time line. A child who arrives early to Sunday School or another children's program can color the pictures. Mount the colored sections on a wall to build a time line in your classroom.



- **BULLETIN BOARDS:** Copy three or four sections of the time line. Attach them to a bulletin board. From *Bible Pictures for Children, Sets 1-4* (see "Bible Teaching Resources" on p. 73) or your church's picture file, find one or two pictures which illustrate each section of the time line. String yarn between time line sections and the appropriate pictures (see sketch).



- **ATTENDANCE BUILDER:** Make a copy of one time line section for each child in your class. Early in the week mail a section to each child. Invite the child to color the section and bring it with him or her to Sunday School or other children's program the following week. Include a comment such as, "Without you our Bible Time Line won't be complete!"



- **BIBLE LEARNING ACTIVITY:** Provide copies of time line sections for children. Before coloring his or her section, each child locates and reads the appropriate Bible reference. Children work together to display colored time line sections.



- **FAMILY ACTIVITY KIT:** Provide copies of time line sections for children to take home to their families. Include a note which encourages family members to work together coloring and displaying time line.



- **MUSICAL PASS-ALONG GAME:** Place copies of time line sections facedown in the center of a circle of chairs. Children sit in chairs and pass around a beanbag as music is played on a cassette player. When the music stops, child holding the beanbag chooses a time line section and briefly tells what happened in that Bible story. Continue game until each player has had a turn or until all time line sections have been chosen.



- **JOURNAL:** Photocopy a set of time line sections for each child. Staple each set together in booklet form, using construction paper for front and back covers. Children locate and read Bible references, then use crayons or felt pens to color time line pictures. Children record what they learned from the Bible passage by writing a short paragraph at the top of the picture.



- **TIME LINE MIX-UP:** Copy a set of time line sections for two or more teams of four or five players each. Mix up the order of each set of time line sections. Teams compete to place sections in correct order. *Variation:* Place copies of 10-20 time line sections on floor. While two or three children cover their eyes, mix the order of five or six sections. Children uncover eyes and try to place time line sections in the correct order.



- **MAP STUDY:** Provide a copy of *Bible Maps for Children* (see "Bible Teaching Resources" on p. 73) or a Bible atlas. Child reads Scripture reference on a time line section to discover location of the event or person pictured on the time line. Child finds location on map and letters name of location on large index card. Tape card below the time line section.



- **CONCENTRATION GAME:** Place copies of two sets of time line sections facedown on the floor. Children take turns turning over two sections at a time, trying to find two matching sections. Continue playing until all sections have been matched.



- **TIME LINE CLUES:** When ten or more time line sections are displayed in your classroom, play a guessing game with children. Give three clues for a selected section. Children try to identify the section. Examples of clues might be, "I'm thinking of an event that was sad." "I'm thinking of a brave action of a Bible hero." "I'm thinking of a time God's people obeyed God."



- **PICTURE MATCH:** Place copies of five or six time line sections on table-top or floor. Also provide a Bible picture which illustrates each section (see "Bible Teaching Resources," p. 73). Children try to match each picture with the correct time line section.




- **MISSING PICTURES:** Photocopy time line sections with a strip of paper placed over the illustrations. Give each child a section. Child finds and reads the Scripture reference and then draws a picture in the blank space.



YOUTH/ADULT


- **YOU ARE HERE:** Make a copy of each section of the time line, connect the sections in order and post the completed line in your Sunday School or Bible study classroom. Place the "You are here" arrow (see "Clip Art," p. 69) on the time line to show the portion of history represented in the Bible passage you are studying.



- **OVERHEAD TRANSPARENCIES:** Make transparencies of individual time line sections. Show sections on overhead projector to introduce and/or illustrate Bible studies.




- **ATTENDANCE MOTIVATOR:** Make a copy of one time line section for each participant in your Bible study group. Five or six days before your group meets mail a section to each person. Invite him or her to bring section to Bible study the following week. Include a comment such as "Without you our Bible Time Line won't be complete!"



Dear Linda,
Without you
our Bible
Time Line
won't be
complete!

- **STUDY RECORD:** As a group, plot your Bible coverage by marking on a completed time line those events that you have studied. Set goals to cover specific sections of biblical history and track your progress using one or more of the shapes provided in this book (see "Clip Art," p. 71). Celebrate when you reach your goals!



- **SERMON/BIBLE STUDY ILLUSTRATIONS:** Make copies of one or more time line sections as a teaching aid for sermons or Bible studies. Distribute sections to participants encouraging them to take notes on the reverse side of each section.



- **INDIVIDUAL TIME LINES:** Photocopy time line sections, reducing them in size. Provide these copies to participants in Bible study groups. Suggest participants make their own time lines as aids to Bible study.



- **ATTENTION GETTER:** Place copies of ten or more time line sections on table. As group participants enter, ask them to work together to place the sections in chronological order.



How to Make a Bible Time Line

Follow these easy steps:

1. Photocopy each section of the time line (there are 68 sections) and the "You are here" arrow (see Clip Art on page 69).
2. Place pages in order next to each other and match heavy lines. Tape the pages together on the backside of time line.
3. Mount time line and arrow on wall using thumbtacks or masking tape loops. (The completed time line measures approximately 62 feet. You may need to make several rows, spiral the time line around the room or display only a portion at a time.)

Optional:

- Color the time line sections and the arrow.
- Before taping sections together, mount each page on a colored background (so a strip of color shows along each long edge of the page).

- Laminate each section for durability and for reuse with water base transparency markers.
- You may want to enlarge each section of the time line if you have access to a photocopier with that capability.

Tools and Supplies:

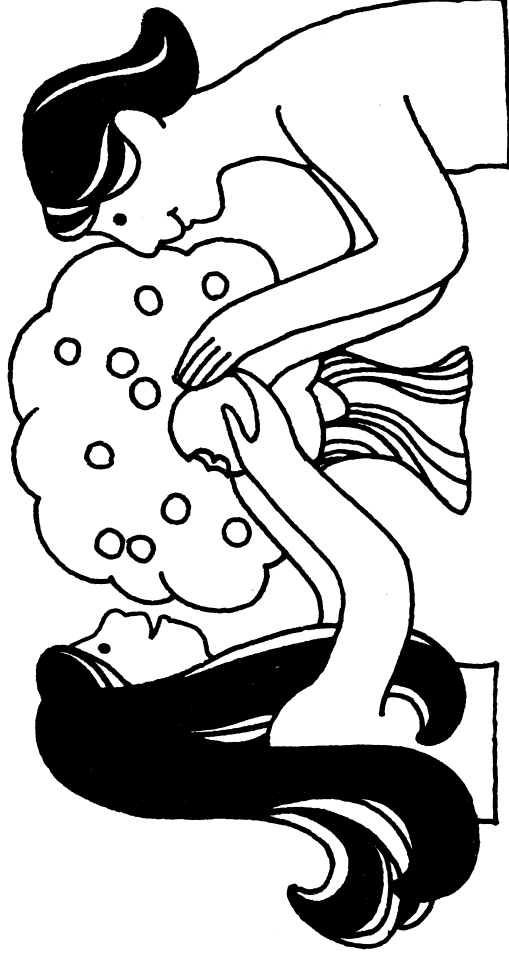
- Photocopy machine and paper
- Transparent tape
- Thumbtacks or masking tape

Optional:

- Felt markers
- Rubber cement or glue sticks
- Scissors
- Construction paper in a variety of colors
- Typewriter and paper (to add to or customize the time line)



**In the
beginning
God created
the heavens
and earth.**




Creation

Genesis 1:1—2:25

Adam and Eve—The Fall

Genesis 3:1-24

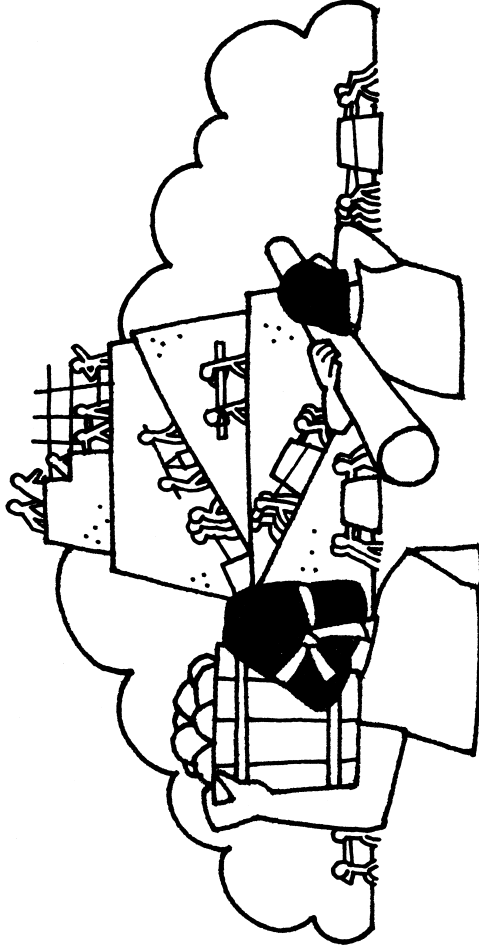


The Flood
Genesis 7:1—9:17



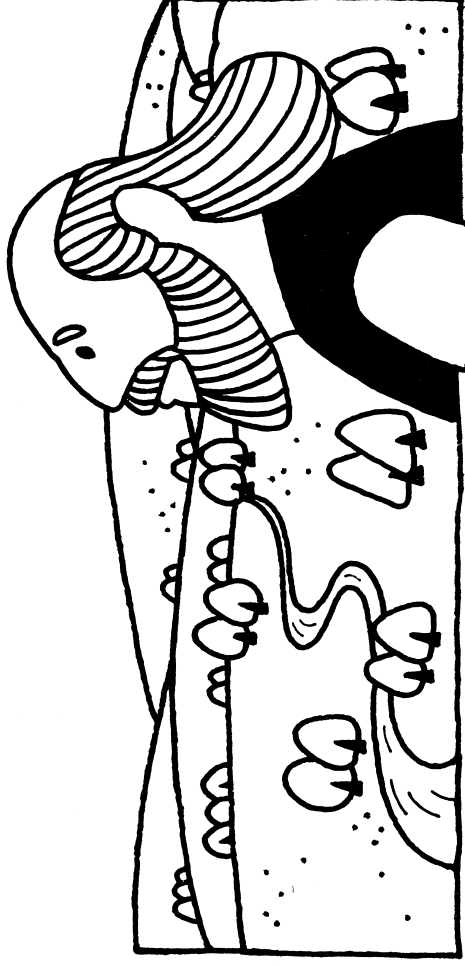
Noah's Ark
Genesis 6:1-22

2100 B.C.



The Tower of Babel


Genesis 11:1-9



Abraham Obeys God


Genesis 12:1-9

2050 B.C.



Isaac Is Born

Genesis 15:1-6; 21:1-7

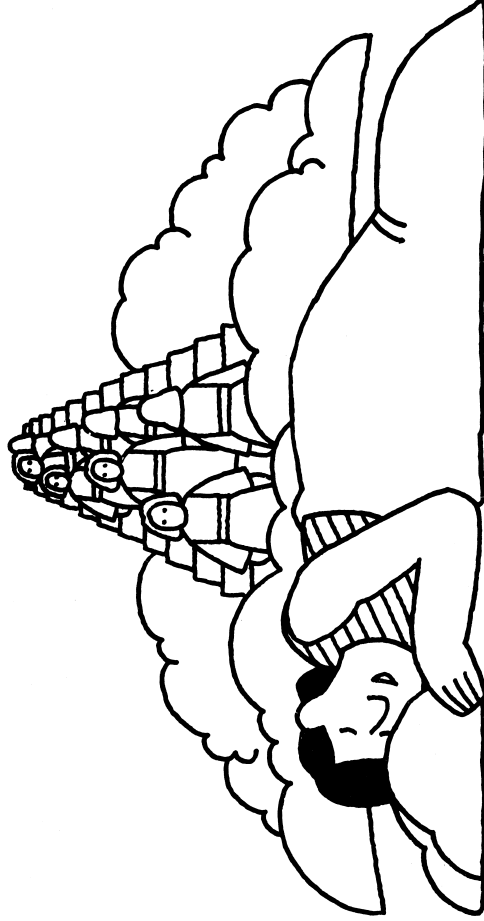


Isaac and Rebekah

Genesis 24:1-67

1929 B.C.

1898 B.C.



Jacob's Dream

Genesis 28:10-22



Joseph Is Sold into Slavery


Genesis 37:1-36

1876 B.C.



**Joseph Explains
Pharaoh's Dream**

Genesis 41:1-40

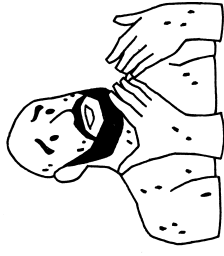


**Joseph's Brothers Come
to Egypt to Buy Food**


Genesis 42:1—45:28

1805 B.C.

Sometime Between 1000 and 2000 B.C.



Job Afflicted
Job 1:1—2:10



Job Restored
Job 42:7-17



Joseph's Family Moves to Goshen


Genesis 46:1-7, 26-34; 47:1-12



Joseph Dies


Genesis 50:22-26

1526 B.C.



Israel Enslaved in Egypt

Exodus 1:1-22



Baby Moses

Exodus 2:1-10