

Gospel Light's

AGES 2-5

BIG BOOK OF BIBLE STORY ACTIVITY PAGES #2

Help Kids Play, Listen and
Talk Through the Bible



- 52 Bible Stories in English and Spanish
- Kids color, fold, make and do as they tell the Bible stories
- Perfect for preschoolers



Gospel Light

Reproducible!

CD-ROM
INCLUDED

Guidelines For Photocopying Reproducible Pages

Permission to make photocopies of or to reproduce by any other mechanical or electronic means in whole or in part any page, illustration or activity in this product is granted only to the original purchaser and is intended for noncommercial use within a church or other Christian organization. None of the material in this product may be reproduced for any commercial promotion, advertising or sale of a product or service to any other persons, churches or organizations. Sharing of the material in this product with other churches or organizations not owned or controlled by the original purchaser is also prohibited. All rights reserved.

* Do not make any copies from this book unless you adhere strictly to the guidelines found on this page. Only pages with the following notation can be legally reproduced:

© 2010 Gospel Light. Permission to photocopy granted to the original purchaser only. *The Big Book of Bible Story Activity Pages #2*

Editorial Staff

Senior Managing Editor, Sheryl Haystead • **Senior Editor**, Deborah Barber • **Editor**, Lisa Key • **Editorial Team**, Mary Davis, Janis Halverson • **Designer**, Annette M. Chavez

Founder, Dr. Henrietta Mears • **Publisher**, William T. Greig • **Senior Consulting Publisher**, Dr. Elmer L. Towns • **Senior Editor, Biblical and Theological Content**, Dr. Gary S. Greig • **Senior Consulting Editor**, Wesley Haystead, M.S.Ed.

Scripture quotations are taken from the Holy Bible, New International Version®. Copyright © 1973, 1978, 1984 by International Bible Society. Used by permission of Zondervan Publishing House. All rights reserved.

El texto bíblico ha sido tomado de la Santa Biblia Nueva Versión Internacional (NVI) © 1999 por la Sociedad Bíblica Internacional. Usado con permiso.

Texto bíblico marcado RV-60 ha sido tomado de la versión Reina-Valera © 1960 Sociedades Bíblicas en América Latina; © renovado 1988 Sociedades Bíblicas Unidas. Utilizado con permiso.

© 2010 Gospel Light, Ventura, CA 93006. All rights reserved. Printed in the U.S.A.

How to Use *The Big Book of Bible Story Activity Pages #2*

Welcome to *The Big Book of Bible Story Activity Pages #2*, a learning adventure for the preschoolers in your home or classroom. Your preschooler will be excited to review favorite Bible stories and verses through completing these activity pages.

The 52 Bible story activity pages contained in this book teach Bible stories and verses using skills that preschoolers enjoy using.

How to Use This Book in Your Classroom

Use this book as a fun and meaningful way to review Bible stories and verses.

Every Quarter

At the beginning of the quarter, photocopy and store each lesson's pages in a labeled envelope or folder.

Every Week

Before each class, take out that lesson's page. Become familiar with how the page works. Prepare children's pages if needed by prefolding and then unfolding. When a page requires cutting, depending on the skill level of your class, pre-cut some or all of the cuts.

Tell the story, using a completed page as the illustration. Then invite children to make their own illustration. Before giving children their own pages, demonstrate how to complete the page (cutting, folding, etc.). Seeing your demonstration will provide a visual guide for children.

While children complete their own pages, provide opportunities for children to talk about the scene or action on the page. Let children retell the story action by using the page (moving figures, completing mazes, etc.). Also ask simple specific questions to help children recall the action the page illustrates. For example, begin the story and then ask, "What happened next?" Let a volunteer tell. Involve as many children as possible. In classes where children are just beginning to use words to communicate, suggest a child answer your question by pointing to the appropriate figure on the activity page.



How to Use This Book in Your Home

Use this book with your preschooler to encourage and build your child's spiritual growth as you talk about favorite Bible stories and verses.

Follow these steps for valuable learning and together time.

1. Gather the materials needed for the activity pages.

- For most activity pages, nothing more than crayons or markers is necessary. Scissors and/or glue sticks are needed for some.

2. Keep *The Big Book of Bible Story Activity Pages #2* in a special place.

- Invite your child to tear out and work on one activity page each week.
- Even if your child wants to hurry through the book, encourage your child to only complete one page at a time so that you can take time to review the Bible verse and Bible story presented on each page.
- Keep completed pages in a folder.

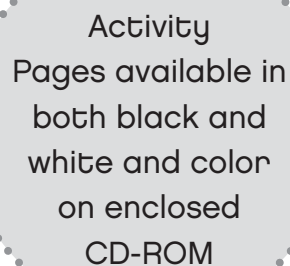
3. Review the activity pages together to keep God's Word fresh in your child's life.

- Sit with your child to find and read the activity page Bible story in his or her Bible.
- Read the Bible verse at bedtime. Tell a way you plan to obey the verse. Ask your child to tell, too. Pray together, asking God to help you both obey His Word.
- As your child completes an activity page, look back together at the activity pages he or she has already finished. Review favorite Bible stories and verses.

This Bible learning time at home will create a solid foundation for your child as he or she begins to read the Bible for him- or herself. The time spent on the activity pages and Bible learning will help you and your child build a relationship that will be remembered long after the activity pages are all completed.

Contents

How to Use <i>The Big Book of Bible Story Activity Pages #2</i>	3
Getting the Most Out of An Activity Page	7
Activity 1: God Made the World (Genesis 1:1-19)	9
Activity 2: God Made Animals (Genesis 1:20-25).....	13
Activity 3: God Made People (Genesis 1:26-31; 2:7-23; 3:20)	17
Activity 4: God Loves Adam and Eve (Genesis 2:16-17; 3)	21
Activity 5: Building the Big Boat (Genesis 6:5-22)	25
Activity 6: Loading the Big Boat (Genesis 7:1-16).....	29
Activity 7: Safe in the Boat (Genesis 7:17—8:14)	33
Activity 8: God Sends a Rainbow (Genesis 8:15-22; 9:8-17)	37
Activity 9: Abraham Obeys God (Genesis 12:1-8)	41
Activity 10: Lot Chooses First (Genesis 13).....	45
Activity 11: Isaac Is Born (Genesis 17:15-19; 18:1-15; 21:1-8)	49
Activity 12: Eliezer Prays (Genesis 24).....	53
Activity 13: Isaac Digs Wells (Genesis 26:12-33).....	57
Activity 14: Joseph and His Brothers (Genesis 37)	61
Activity 15: Joseph in Prison (Genesis 39—40).....	65
Activity 16: Joseph Shares Food (Genesis 41)	69
Activity 17: Joseph Forgives His Family (Genesis 42:1-8; 43:16; 45; 46:5-7)	73
Activity 18: Crossing the Jordan (Joshua 3:1—4:18)	77
Activity 19: Walls Fall Down (Joshua 6)	81
Activity 20: Deborah Obeys God (Judges 4:1-16; 5:4,20-21)	85
Activity 21: Birds Feed Elijah (1 Kings 17:1-6).....	89
Activity 22: God Cares for a Widow (1 Kings 17:7-16).....	93
Activity 23: Elisha’s New Room (2 Kings 4:8-10)	97
Activity 24: God Helps Naaman (2 Kings 5:1-16)	101
Activity 25: Joash Repairs the Temple (2 Kings 12:4-15; 2 Chronicles 24:1-14)	105



Activity
Pages available in
both black and
white and color
on enclosed
CD-ROM

Activity 26: Esther Is Brave (Esther 2—9).....	109
Activity 27: John Is Born (Luke 1:5-25,57-80).....	113
Activity 28: Baby Jesus (Luke 1:26-33; 2:1-7).....	117
Activity 29: Shepherds at the Stable (Luke 2:8-20).....	121
Activity 30: Escape to Egypt (Matthew 2:1-15).....	125
Activity 31: Jesus at the Temple (Matthew 2:19-23; Luke 2:41-52).....	129
Activity 32: John Preaches in the Desert (Matthew 3:1-6; Mark 1:1-8; Luke 3:1-18).....	133
Activity 33: John Baptizes Jesus (Matthew 3:13-17; Mark 1:9-11; Luke 3:21-22; John 1:19-34).....	137
Activity 34: Woman at the Well (John 4:3-32).....	141
Activity 35: A Sick Boy Is Made Well (John 4:46-53).....	145
Activity 36: Jesus Chooses Helpers (Matthew 4:18-22; Luke 5:27-28).....	149
Activity 37: Jesus' Prayer (Matthew 6:5-13; Mark 1:35-37; Luke 11:1-4).....	153
Activity 38: Friends Help a Lame Man (Mark 2:1-12).....	157
Activity 39: One Man Thanks Jesus (Luke 17:11-19).....	161
Activity 40: Jesus Loves Children (Matthew 19:13-15; Mark 10:13-16).....	165
Activity 41: A Rich Man's Question (Matthew 19:16-26; Mark 10:17-27; Luke 18:18-27).....	169
Activity 42: Jesus Loves Zacchaeus (Luke 19:1-10).....	173
Activity 43: Jesus Enters Jerusalem (Matthew 21:1-11; Mark 11:1-10).....	177
Activity 44: The Poor Woman's Gift (Mark 12:41-44).....	181
Activity 45: The Empty Tomb (Matthew 28:1-10; Luke 22:2; 23:33—24:9; John 19:38-42).....	185
Activity 46: The Road to Emmaus (Luke 24:13-35).....	189
Activity 47: Jesus Is Alive (Matthew 28:16-20; Luke 24:36-53; Acts 1:1-9).....	193
Activity 48: Paul Tells About Jesus (Acts 16:9-15).....	197
Activity 49: Singing in Jail (Acts 16:16-34).....	201
Activity 50: Paul Obeys God (Acts 21:17—22).....	205
Activity 51: A Boy Helps Paul (Acts 23:12-35).....	209
Activity 52: Safe in a Shipwreck (Acts 27).....	213
Curriculum Guide	217
Index	219

CD-ROM

On the CD-ROM you will find all the stories and activity pages for *The Big Book of Bible Story Activity Pages #2*. The activity pages are provided in both black and white and in color.

Getting the Most Out of An Activity Page

Purpose

Some days, a class of overexcited, rowdy preschoolers can tempt us to plunk down an activity page in front of each one and gratefully take a break. But this resource has great potential for learning if we stay actively involved!

The student activity page has a twofold purpose: first, to provide each child with a personalized visual aid to use in reviewing the Bible story; second, to help children think and talk about what the Bible truth means in their daily lives. Not a craft or an art activity, it is an interactive way to reinforce that day's Bible truth.

Participation Tips

How Do Preschoolers Learn?

Young children enjoy the action of the activity pages. And even more, young children learn best as they repeatedly hear and talk about the Bible stories and verses! The activity page provides a fresh way to illustrate and repeat the Bible story, both in class and then at home with family. And with hands and minds busy, children often respond freely and listen eagerly as you guide the conversation. Be sure to use the questions and comments provided on the page.

When Do Preschoolers Need Help?

Try to assist only when a child cannot complete a task. As you get to know the children in your class, you will know which children may need extra help.

If an older child is not interested in doing the activity page, say, "It's OK if you don't want to work on your page right now. But all of us need to sit at the table together." Often, after a few moments, the child will decide that the page is an acceptable activity after all! You may also provide a quiet alternate task, such as drawing on blank paper or looking at books. Send the uncompleted activity page home and suggest that parents may invite the child to work on the page when interest is shown.



Some children may make a few marks on the page and announce, "I'm done." While children should never be forced to complete an activity, there are often questions that can be asked to encourage further participation. "Everyone gets to color the flowers a different color. What color are you going to choose?" "Which picture on your page shows the beginning of the story? The end?" Engage the child about the scene or action on the page or invite him or her to retell the Bible story.

Folding and Cutting


To help a child fold his or her own page, hold the page in the proper position. Then tell the child to press and rub where he or she wants the fold.

When a child does his or her own cutting, hold the page taut for him or her.

Taping and Gluing

To simplify tape use, pull off and stick pieces of tape on the edge of the table, rather than handing a child a roll of tape.

Some lessons suggest optional touch-and-feel materials to add to the activity page. Gluing is done most easily with glue sticks. However, small glue bottles also work well if you tell children to use tiny dots of glue. Try seeing who can make the smallest dots!



God Made the World

Genesis 1:1-19

“God made the world and everything in it.” (See Acts 17:24.)

In the Beginning

In the beginning, there were no tall trees, no flowers and no warm sunshine. There were no animals and no people! There was just darkness. But God was there. And this is what God did.

Daytime and Nighttime

First, God said, “Let there be light.” And just like that—there was light! God called the light “day.” God made the daytime for working and playing.

God made our world dark part of the time. God called the quiet dark “night.” Nighttime is the perfect time for sleeping.

Next God made the sky. He put this beautiful sky up, up, up high. He made it bright and blue. God made lots of fluffy, puffy white clouds to float in the beautiful blue sky.

Water and Dry Land

Next, God took all the water and put some here and some there until the world had oceans, lakes and rivers full of water.

And between the water was dry land. God made tall, tall mountains, little round hills and low flat places, too.

Grass, Trees and Flowers

God said, “Let grass and trees and flowers grow.” And they did! Soft green grass, tall trees, tiny plants, fruit trees and berry bushes, vegetables and flowers all began to grow. But that’s not all God made!

Sun, Moon and Stars

God made special lights—the bright warm sun to shine in the daytime and the moon and the stars to shine at night.

Conclusion

God made everything in our wonderful world. God is so great! We can thank God for making the world. The Bible says, “God made the world and everything in it.”

• **Who made the sun, the sky, the water and the trees?**

• **What would you like to thank God for making?**

Dios hizo al mundo Génesis 1:1-19

“Dios hizo el mundo y todo lo que hay en él”. Hechos 17:24

En el principio

En el principio no había árboles altos, ni flores, ni calor del sol. No había animales ni personas. Sólo había oscuridad. Pero allí estaba Dios. Y esto es lo que hizo Dios.

El día y la noche

Dios dijo primero: “Sea la luz”. Y eso fue todo: ¡apareció la luz! A la luz, Dios la llamó “día”. Dios hizo el día para trabajar y para jugar.

Dios hizo que en nuestro mundo hubiera oscuridad una parte del tiempo. A esa oscuridad silenciosa, la llamó “noche”. La noche es el tiempo perfecto para dormir.

Después de esto, Dios hizo el cielo. Ese cielo tan hermoso, lo puso muy, muy alto. Lo hizo brillante y azul. También hizo muchas nubes blancas, suaves y esponjadas, para que flotaran en ese hermoso cielo azul.

Las aguas y la tierra seca

Después, Dios tomó todas las aguas y puso un poco aquí y otro poco allí, hasta que el mundo tuvo mares, lagos y ríos llenos de agua.

Y entre esas aguas había tierra seca. Dios hizo unas montañas muy, muy altas, pequeñas colinas redondas y lugares bajos llanos también.

La hierba, los árboles y las flores

Dios dijo: “Que produzca la tierra hierba, árboles y flores”.

¡Y así fue! Comenzaron a crecer tiernas hierbas verdes, árboles altos, plantas pequeñas, árboles frutales y arbustos con frutas pequeñas. ¡Pero eso no fue todo lo que hizo Dios!

El sol, la luna, y las estrellas

Dios hizo unas luces especiales: el sol, brillante y caliente, para que resplandeciera durante el día, y la luna y las estrellas para que brillaran de noche.

Conclusión



Dios hizo todo lo que hay en nuestro maravilloso mundo. ¡Qué grande es Dios! Le podemos dar gracias por haber hecho el mundo. La Biblia dice: “Dios hizo el mundo y todo lo que hay en él”.

- **¿Quién hizo el sol, el cielo, las aguas, y los árboles?**
- **¿Por cuál de esas cosas que Dios hizo te gustaría darle gracias?**

Name _____

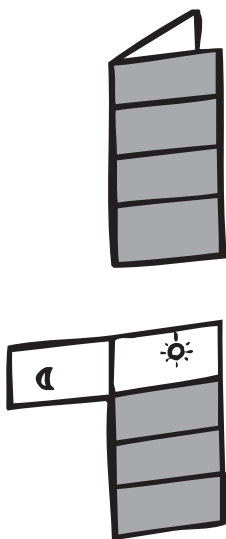
"God made the world and everything in it."

(See Acts 17:24.)



- Child colors page.
- Child cuts on solid lines from edge of paper to dotted line, folds flaps and closes the four flaps (see sketch on back of this page).
- Child opens flaps from top to bottom to retell Bible story.

- **Who made the sun, the sky, the water and the trees?**
- **What would you like to thank God for making?**



1

2

3

4

God Made Animals

Genesis 1:20-25

“God saw all that he had made, and it was very good.” Genesis 1:31

The World

God made our beautiful world! After God made daytime and nighttime, He filled the world with oceans and rivers and lakes. He made beautiful plants grow everywhere. He made the sun. He made the moon and stars. God’s world was good!

Fish

But God’s world was VERY quiet. The lakes, rivers and oceans were empty! So God said, “Let the water be full of fish!” And there were FISH! Big fish and whales and dolphins jumped and swam in the oceans.

God made big gray fish and little green fish. God made yellow fish that look like stars and fish that have heads like tiny, tiny horses. God made crabs that crawled and clams that dug themselves into the sand.

Birds

Then God looked at the beautiful blue sky. Nothing was there but clouds. So God said, “Let birds fly in the sky.” Soon, blue birds and yellow birds, big birds and little birds flew in the sky. They made nests in the trees. Eagles flew high and chickens scratched the ground.

Other Animals

The dry land was full of grass and flowers and trees. But nothing moved there. So God said, “Let there be all kinds of animals.” And just as God said, there were animals everywhere! Horses and zebras ran and kicked. Monkeys swung in the trees. Cows, goats and sheep ate the grass. Big gray elephants stomped. Tiny gray mice hid. Big lions roared and tall kangaroos hopped. Dogs and cats ran and played and then slept in the sunshine.

God looked at all the fish and birds and other animals He had made. God said, “It is good.” God made everything in our world! And He made it just right! We can thank God for making all the animals!

Conclusion

God made everything in our world. We can thank God for making all the fish, birds and other animals! The Bible says, “God saw all that he had made, and it was very good.”

- **Who made elephants and fish?**
- **What are other animals God made?**
- **What animal do you want to thank God for?**

Dios hizo a los animales

Génesis 1:20-25

“Y Dios vio que todo lo que había hecho estaba muy bien”. (Paráfrasis, lee Génesis 1:31)

El mundo

¡Dios hizo nuestro hermoso mundo! Después de hacer el día y la noche, llenó el mundo con mares, y ríos y lagos. Hizo que nacieran plantas hermosas por todas partes. Hizo el sol, Hizo la luna y las estrellas. ¡El mundo de Dios era bueno!

Los peces

Pero en el mundo de Dios había MUCHO silencio. ¡Los lagos, los ríos y los mares estaban vacíos! Así que Dios dijo: “¡Que el agua se llene de peces!” ¡Y aparecieron LOS PECES! Los peces grandes, las ballenas, y los delfines comenzaron a saltar y a nadar en los mares.

Dios hizo peces grandes de color gris y peces pequeños de color verde. Hizo peces amarillos que se parecen a las estrellas, y peces que tienen la cabeza como si fueran unos caballitos pequeños. Hizo los cangrejos que caminan por la arena, y las almejas que se entierran en ella.

Las aves

Entonces, Dios miró ese hermoso cielo azul. En él no había otra cosa que nubes. Por eso dijo: “¡Que vuelen las aves por el cielo!” En seguida comenzaron a volar por el cielo aves azules y aves amarillas; aves grandes y aves pequeñas. Y hacían sus nidos en los árboles. Las águilas volaban muy alto, y las gallinas arañaban el suelo.

Los otros animales

La tierra seca estaba llena de hierba, y flores, y árboles. Pero allí no se movía nada. Así que Dios dijo: “¡Que aparezcan toda clase de animales!” Y tal como Dios lo había dicho, ¡aparecieron animales por todas partes! Los caballos y las cebras corrían y daban coces. Los monos se mecían en los árboles. Las vacas, las cabras, y las ovejas comían la hierba. Los elefantes, grises e inmensos, caminaban pisando fuerte. Los ratoncitos grises se escondían. Los grandes leones rugían, y los altos canguros saltaban. Los perros y los gatos corrían, y jugaban, y después dormían bajo el sol.

Dios miró todos los peces, y las aves, y los demás animales que había hecho. Entonces dijo: “Esto es bueno”. ¡Dios lo hizo todo en nuestro mundo! ¡Y lo hizo bueno! ¡Le podemos dar gracias a Dios por haber hecho los animales!

Conclusión


Dios lo hizo todo en nuestro mundo. Le podemos dar las gracias por haber hecho todos los peces, todas las aves y todos los demás animales. La Biblia dice: “Y Dios vio que todo lo que había hecho estaba muy bien”.

- **¿Quién hizo los elefantes y los peces?**
- **¿Qué otros animales hizo Dios?**
- **¿Por cuál de esos animales quieres dar gracias a Dios?**

Name _____

**"God saw all that he had made,
and it was very good."**

Genesis 1:31



- Child connects dots on elephant and fish.
- Child colors both sides of page.
- Child identifies animals and uses page to review story action.

- Who made elephants and fish?
- What are other animals God made?
- What animal do you want to thank God for?



God Made People

Genesis 1:26-31; 2:7-23; 3:20

"Pray always and be thankful." (See Colossians 4:2.)

God Makes the World

God made our wonderful world. God made beautiful birds to fly in the sky. God made fish to swim in the water. God made all kinds of animals on the dry land. God made beautiful flowers and trees to grow everywhere. God put the sun in the daytime sky. He put the moon and stars in the nighttime sky.

God Makes a Man

But there was no one in the world for God to talk with. And there was no one in the world to take care of what God had made.

Then God made someone to talk to. He made a person. This person was a man. God named the man Adam.

Adam Lives in the Garden

God wanted Adam to live in a special place that would have everything Adam needed. So God put Adam in a beautiful garden to live. God told Adam to take care of the garden. God also told Adam to give names to all the animals. So Adam gave a name to each one.

Adam was happy with the animals and the trees and the flowers. But there was no other person to talk to Adam. God knew that Adam needed someone to love. Adam also needed help to take care of the beautiful world God had made.

God Makes a Woman

So God made a woman. Adam called her Eve. God said to Adam and Eve, "Take care of the animals that I made. Use the plants for your food."

Adam and Eve must have been glad and thankful for all the good things God had given them. They ate the tasty fruit that grew on the trees. Every day God was with Adam and Eve in the garden. Adam and Eve talked to God. God loved them very much. And Adam and Eve loved God.

God made all the people in the world! We can thank God for making us and the people in our families.

Conclusion

God made Adam and Eve. God made all the people in the world! The Bible says, "Pray always and be thankful." We can thank God for making us and the people in our families.

- **Who were the first people God made?**
- **Who are the people in your family?**

Dios hizo a la gente

Génesis 1:26-31; 2:7-23; 3:20

“Oren siempre y sean agradecidos”. (Paráfrasis, lee Colosenses 4:2)

Dios hace al mundo

Dios hizo nuestro maravilloso mundo. Hizo unas hermosas aves para que volaran por el cielo. Hizo peces para que nadaran en el agua. Hizo toda clase de animales para que vivieran en la tierra seca. Hizo flores hermosas y árboles para que crecieran por todas partes. Puso al sol en el cielo del día. Puso a la luna y a las estrellas en el cielo de la noche.

Dios hace a un hombre

Pero en el mundo no había nadie con quien Dios pudiera hablar. Y en todo el mundo tampoco había nadie que pudiera cuidar de lo que Dios había hecho.

Entonces, Dios hizo alguien con quien poder hablar. Hizo una persona. Esa persona era un hombre. A ese hombre lo llamó Adán.

Adán vive en el Huerto

Dios quería que Adán viviera en un lugar especial que tuviera todo lo que él necesitara. Así que lo llevó a vivir a un hermoso huerto. Le dijo que cuidara de ese huerto. También le dijo que les pusiera nombres a todos los animales. Así que Adán le puso un nombre a cada uno de ellos.

Adán estaba feliz con los animales, y los árboles, y las flores. Pero no había ninguna otra persona que hablara con él. Dios sabía que Adán necesitaba alguien a quien pudiera amar. Adán también necesitaba ayuda para cuidar del hermoso mundo que Dios había hecho.

Dios hace a una mujer

Así que Dios hizo a una mujer. Adán la llamó Eva. Dios dijo a Adán y Eva: “Cuiden de los animales que yo hice. Usen las plantas para alimentarse”.

Adán y Eva se deben de haber sentido contentos y agradecidos por todas las cosas buenas que Dios les había dado. Comían las sabrosas frutas que crecían en los árboles. Cada día, Dios estaba con Adán y Eva en el huerto. Hablaban con Él. Dios los amaba mucho. Y Adán y Eva amaban a Dios.

¡Dios hizo a toda la gente que hay en el mundo! Le podemos dar gracias por habernos hecho a nosotros, y a la gente que forma nuestra familia.

Conclusión

Dios hizo a Adán y Eva. ¡Hizo a toda la gente que hay en el mundo! La Biblia dice: “Oren siempre y sean agradecidos”. Le podemos dar gracias a Dios por habernos hecho a nosotros y a las personas que forman nuestra familia.

• **¿Quiénes fueron las primeras personas que Dios hizo?**

• **¿Quiénes son las personas que forman tu familia?**