

AGES 2-5

Gospel Light's

# BIG BOOK OF BIBLE STORY ACTIVITY PAGES #1



Help Kids Play, Listen and  
Talk Through the Bible

- 52 Bible Stories in English and Spanish
- Kids color, fold, make and do as they tell the Bible stories
- Perfect for preschoolers



**Reproducible!**

## Guidelines For Photocopying Reproducible Pages

Permission to make photocopies of or to reproduce by any other mechanical or electronic means in whole or in part any designated\* page, illustration or activity in this book is granted only to the original purchaser and is intended for noncommercial use within a church or other Christian organization. None of the material in this book, not even those pages with permission to photocopy, may be reproduced for any commercial promotion, advertising or sale of a product or service or to share with any other persons, churches or organizations. Sharing of the material in this book with other churches or organizations not owned or controlled by the original purchaser is also prohibited. All rights reserved.

\* Do not make any copies from this book unless you adhere strictly to the guidelines found on this page. Only pages with the following notation can be legally reproduced:

© 2009 Gospel Light. Permission to photocopy granted to the original purchaser only. *The Big Book of Bible Story Activity Pages #1*

## Editorial Staff

**Senior Managing Editor**, Sheryl Haystead • **Senior Editor**, Deborah Barber • **Editor**, Lisa Key • **Editorial Team**, Mary Davis, Janis Halverson • **Designer**, Annette M. Chavez

**Founder**, Dr. Henrietta Mears • **Publisher**, William T. Greig • **Senior Consulting Publisher**, Dr. Elmer L. Towns • **Senior Editor, Biblical and Theological Content**, Dr. Gary S. Greig • **Senior Consulting Editor**, Wesley Haystead, M.S.Ed.

Scripture quotations are taken from the Holy Bible, New International Version®. Copyright © 1973, 1978, 1984 by International Bible Society. Used by permission of Zondervan Publishing House. All rights reserved.

© 2009 Gospel Light, Ventura, CA 93006. All rights reserved. Printed in the U.S.A.

# How to Use *The Big Book of Bible Story Activity Pages #1*

Welcome to *The Big Book of Bible Story Activity Pages #1*, a learning adventure for the preschoolers in your home or classroom. Your preschooler will be excited to review favorite Bible stories and verses through completing these activity pages.

The 52 Bible story activity pages contained in this book teach Bible stories and verses using skills that preschoolers enjoy using.

## How to Use This Book in Your Classroom

Use this book as a fun and meaningful way to review Bible stories and verses.

### Every Quarter

At the beginning of the quarter, photocopy and store each lesson's pages in a labeled envelope or folder.

### Every Week

Before each class, take out that lesson's page. Become familiar with how the page works. Prepare children's pages if needed by prefolding and then unfolding. When a page requires cutting, depending on the skill level of your class, precut some or all of the cuts.

Tell the story, using a completed page as the illustration. Then invite children to make their own illustration. Before giving children their own pages, demonstrate how to complete the page (cutting, folding, etc.). Seeing your demonstration will provide a visual guide for children.

While children complete their own pages, provide opportunities for children to talk about the scene or action on the page. Let children retell the story action by using the page (moving figures, completing mazes, etc.). Also ask simple specific questions to help children recall the action the page illustrates. For example, begin the story and then ask, "What happened next?" Let a volunteer tell. Involve as many children as possible. In classes where children are just beginning to use words to communicate, suggest a child answer your question by pointing to the appropriate figure on the activity page.



# How to Use This Book in Your Home

Use this book with your preschooler to encourage and build your child's spiritual growth as you talk about favorite Bible stories and verses.

Follow these steps for valuable learning and together time.

## 1. Gather the materials needed for the activity pages.

- For most activity pages, nothing more than crayons or markers is necessary. Scissors, string, tape, glue sticks and/or paper fasteners are needed for some.

## 2. Keep *The Big Book of Bible Story Activity Pages #1* in a special place.

- Invite your child to tear out and work on one activity page each week.
- Even if your child wants to hurry through the book, encourage your child to only complete one page at a time so that you can take time to review the Bible verse and Bible story presented on each page.
- Keep completed pages in a folder.

## 3. Review the activity pages together to keep God's Word fresh in your child's life.

- Sit with your child to find and read the activity page Bible story in his or her Bible.
- Read the Bible verse at bedtime. Tell a way you plan to obey the verse. Ask your child to tell, too. Pray together, asking God to help you both obey His Word.
- As your child completes an activity page, look back together at the activity pages he or she has already finished. Review favorite Bible stories and verses.

This Bible learning time at home will create a solid foundation for your child as he or she begins to read the Bible for him- or herself. The time spent on the activity pages and Bible learning will help you and your child build a relationship that will be remembered long after the activity pages are all completed.

# Contents

<b>How to Use <i>The Big Book of Bible Story Activity Pages #1</i></b> .....	3
<b>Getting the Most Out of An Activity Page</b> .....	7
Activity 1: Jacob and Esau (Genesis 25:19-28) .....	9
Activity 2: An Unfair Trade (Genesis 25:27-34) .....	13
Activity 3: Jacob’s Tricks (Genesis 27:1-45) .....	17
Activity 4: Esau Forgives Jacob (Genesis 32:3-21; 33:1-11) .....	21
Activity 5: Baby in a Basket (Exodus 1:8—2:10) .....	25
Activity 6: Escape from Egypt (Exodus 12:31-38; 13:20-22) .....	29
Activity 7: A Path Through the Sea (Exodus 14—15:20) .....	33
Activity 8: A Desert Surprise (Exodus 15:22-25; 16) .....	37
Activity 9: Ruth Loves Naomi (Ruth 1—2:23) .....	41
Activity 10: Hannah’s Prayer (1 Samuel 1; 2:18-19) .....	45
Activity 11: Helping at the Tabernacle (1 Samuel 1:28; 2:11,18-21,26) .....	49
Activity 12: Samuel Listens and Obeys (1 Samuel 3) .....	53
Activity 13: Samuel Obeys God (1 Samuel 16:1-13) .....	57
Activity 14: David Helps His Family (1 Samuel 16:11-12,18; 17:34-35) .....	61
Activity 15: David Visits His Brothers (1 Samuel 17:12-20) .....	65
Activity 16: David and Jonathan Are Kind (1 Samuel 16:15-23; 18:1-4; 19:1-7) .....	69
Activity 17: David and Saul (1 Samuel 26) .....	73
Activity 18: David and Mephibosheth (1 Samuel 20:14-17,42; 2 Samuel 9) .....	77
Activity 19: Josiah Reads God’s Words (2 Chronicles 34—35:19) .....	81
Activity 20: Nehemiah Helps Build Walls (Nehemiah 1—2; 4:1-6; 6:15-16; 12:27,43) .....	85
Activity 21: Jeremiah Obeys (Jeremiah 36) .....	89
Activity 22: Daniel Obeys God (Daniel 1) .....	93
Activity 23: The Fiery Furnace (Daniel 3) .....	97
Activity 24: The Writing on the Wall (Daniel 5) .....	101
Activity 25: The Lions’ Den (Daniel 6) .....	105

Activity  
Pages available in  
both black and  
white and color  
on enclosed  
CD-ROM

Activity 26: Jonah and the Big Fish (Jonah) .....	109
Activity 27: Mary Hears Good News (Matthew 1:18-25; Luke 1:26-56).....	113
Activity 28: Jesus Is Born (Luke 2:1-7) .....	117
Activity 29: Angels Tell the News (Luke 2:8-20).....	121
Activity 30: Wise Men Give Gifts (Matthew 2:1-12) .....	125
Activity 31: Jesus Tells of God’s Love (Matthew 6:25-34; Luke 12:22-31).....	129
Activity 32: Jesus Stops the Storm (Matthew 8:23-27; Mark 4:1,35-41).....	133
Activity 33: Jesus Feeds 5,000 (Mark 6:30-44; John 6:1-14) .....	137
Activity 34: The Greatest of All (Mark 9:33-37; Luke 9:46-48).....	141
Activity 35: The Forgiving King (Matthew 18:21-35) .....	145
Activity 36: The Good Samaritan (Luke 10:25-37) .....	149
Activity 37: The Good Shepherd (Luke 15:3-7) .....	153
Activity 38: The Loving Father (Luke 15:11-24) .....	157
Activity 39: Jesus Heals a Blind Man (John 9:1-11,35-38) .....	161
Activity 40: People Praise Jesus (Matthew 21:1-11,15,16; Luke 19:28-38) .....	165
Activity 41: Jesus Dies and Lives Again (Matthew 26:1-4,47-50; 27:11-66; John 18—20:20) .....	169
Activity 42: Thomas Sees Jesus (John 20:19-31).....	173
Activity 43: Jesus Lives Today (Matthew 28:16-20; Luke 24:50-53; John 21:1-14; Acts 1:3-11).....	177
Activity 44: The Lame Man Walks (Acts 3:1-16) .....	181
Activity 45: Barnabas Shares (Acts 4:32-37) .....	185
Activity 46: Food for Widows (Acts 6:1-7) .....	189
Activity 47: Philip and the Ethiopian (Acts 8:26-40).....	193
Activity 48: Paul Meets Jesus (Acts 9:1-20) .....	197
Activity 49: Paul Escapes in a Basket (Acts 9:20-28) .....	201
Activity 50: Peter Helps Dorcas (Acts 9:32-43) .....	205
Activity 51: Peter Escapes from Prison (Acts 12:1-18) .....	209
Activity 52: Paul Helps a Lame Man (Acts 14:8-20).....	213
<b>Curriculum Guide</b> .....	217
<b>Index</b> .....	219

# Getting the Most Out of An Activity Page

## Purpose

Some days, a class of overexcited, rowdy preschoolers can tempt us to plunk down an activity page in front of each one and gratefully take a break. But this resource has great potential for learning if we stay actively involved!

The activity page has a twofold purpose: first, to provide each child with a personalized visual aid to use in reviewing the Bible story; second, to help children think and talk about what the Bible truth means in their daily lives. Not a craft or an art activity, it is an interactive way to reinforce that day's Bible truth.

## Participation Tips

### How Do Preschoolers Learn?

Young children enjoy the action of the activity pages. And even more, young children learn best as they repeatedly hear and talk about the Bible stories and verses! The activity page provides a fresh way to illustrate and repeat the Bible story, both in class and then at home with family. And with hands and minds busy, children often respond freely and listen eagerly as you guide the conversation. Be sure to use the questions and comments provided on the page.

### When Do Preschoolers Need Help?

Try to assist only when a child cannot complete a task. As you get to know the children in your class, you will know which children may need extra help.

If an older child is not interested in doing the activity page, say, "It's OK if you don't want to work on your page right now. But all of us need to sit at the table together." Often, after a few moments, the child will decide that the page is an acceptable activity after all! You may also provide a quiet alternate task, such as drawing on blank paper or looking at books. Send the uncompleted activity page home and suggest that parents may invite the child to work on the page when interest is shown.



Some children may make a few marks on the page and announce, "I'm done." While children should never be forced to complete an activity, there are often questions that can be asked to encourage further participation. "Everyone gets to color the flowers a different color. What color are you going to choose?" "Which picture on your page shows the beginning of the story? The end?" Engage the child about the scene or action on the page or invite him or her to retell the Bible story.

## Folding and Cutting

To help a child fold his or her own page, hold the page in the proper position. Then tell the child to press and rub where he or she wants the fold.

When a child does his or her own cutting, hold the page taut for him or her.

## Taping and Gluing

To simplify tape use, pull off and stick pieces of tape on the edge of the table, rather than handing a child a roll of tape.





# Jacob and Esau

Genesis 25:19-28

## Isaac Prays

Isaac and Rebekah were married. Isaac and Rebekah loved God. For a long time, they had no children. That must have made Isaac and Rebekah sad. Isaac prayed to God. He asked God to give them a baby.

## God Answers Prayer

God answered Isaac's prayer. Soon, Rebekah was going to have a baby! Then God told Rebekah she was going to have twins. Isaac and Rebekah were going to have TWO babies!

## Two Babies Are Born

Finally, it was time for the babies to be born. The twins were both boys. But they were very different from each other.

The first boy was very red when he was born. He had lots of hair. His name was Esau.

The other baby had smooth skin. He didn't have a lot of hair. His name was Jacob.

## Twins Grow Up

As Esau and Jacob grew up, they still were very different. They didn't look like each other. They didn't act like each other.

Esau liked to be outdoors. He loved to hunt with a bow and arrow. Isaac loved his big, strong boy, Esau.

Jacob liked to stay home near the tents where his family lived. He liked to cook. His mother, Rebekah, loved her quiet, helpful boy, Jacob.

Isaac and Rebekah were very happy that God gave them two boys to love.

### Conclusion

**God made Isaac and Rebekah and their two sons. God made the people in our families, too. God loves the people in our families. We can show God's love to the people in our families.**

# Jacob y Esaú

Génesis 25:19-28

## Isaac ora

Isaac y Rebeca estaban casados. Isaac y Rebeca amaban a Dios. Llevaban casados muchos años, pero no tenían hijos. Isaac y Rebeca estaban tristes porque deseaban tener hijos. Isaac oró a Dios, y le pidió que les diera un bebé.

## Dios responde a la oración

Dios respondió a la oración de Isaac. Rebeca quedó embarazada. ¡Iba a tener un bebé! Dios le dijo a Rebeca que ella tendría mellizos. ¡Isaac y Rebeca tendrían DOS bebés!

## Nacen dos bebés

Por fin llegó el día del nacimiento. Los mellizos eran dos varones, pero eran muy distintos.

El primer varón era pelirrojo cuando nació. Tenía mucho pelo. Lo llamaron Esaú.

El otro bebé tenía la piel suave. Tenía muy poco pelo. Lo llamaron Jacob.

## Los mellizos crecen

Esaú y Jacob crecieron, pero seguían siendo muy distintos. No se parecían en nada. No hacían las mismas cosas.

A Esaú le gustaba estar al aire libre. Le encantaba salir a cazar con arcos y flechas. Isaac amaba a Esaú, su hijo grande y fuerte.

A Jacob le gustaba quedarse en casa, cerca de las carpas donde vivía la familia. Le gustaba cocinar. Rebeca, la madre, amaba a Jacob, el hijo tranquilo y colaborador.

Isaac y Rebeca estaban muy felices porque Dios les había dado dos niños a quienes amar.

## Conclusión


**Dios hizo a Isaac y Rebeca, y a sus dos hijos. Dios también hizo a la gente de nuestra familia. Dios ama a toda nuestra familia. Podemos mostrar el amor de Dios a las personas de nuestra familia.**

**¿Qué personas formaban esta familia?**

**¿Qué puedes hacer para mostrar a las personas de tu familia que las amas?**

“Let us love one another.” 1 John 4:7

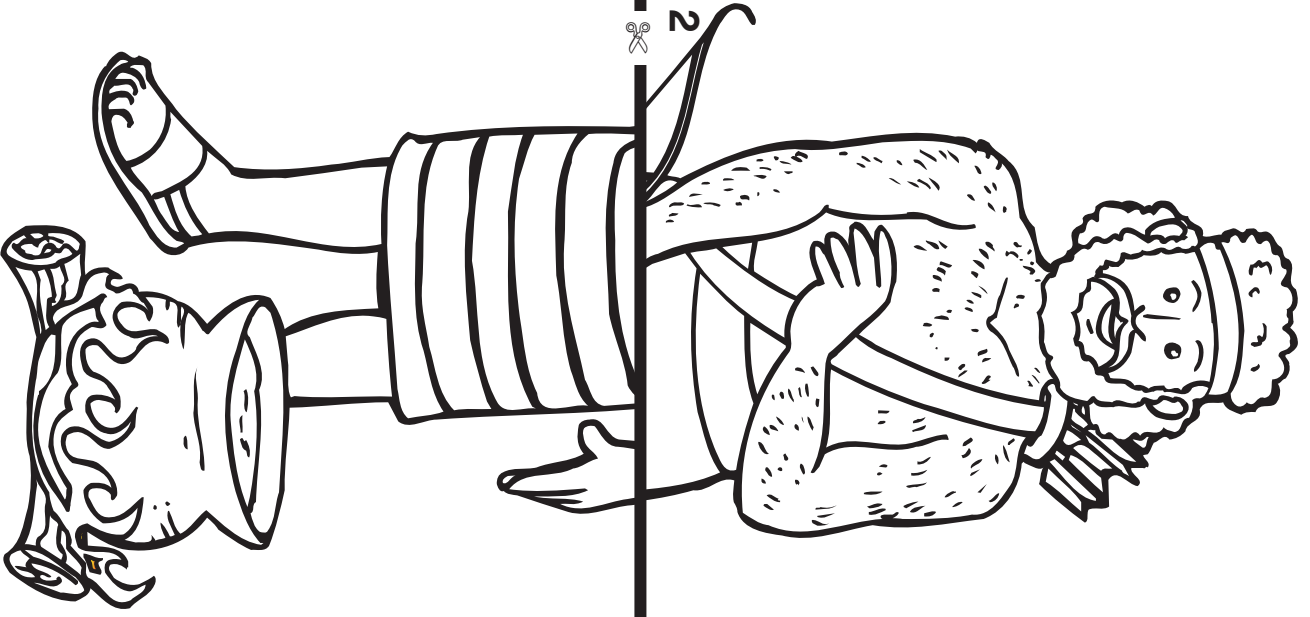
Bible Story Activity 1




- Who were the people in this family?
- What can you do to show love to the people in your family?

- Child cuts and folds page to show Esau and then Jacob (see sketch on back of page).

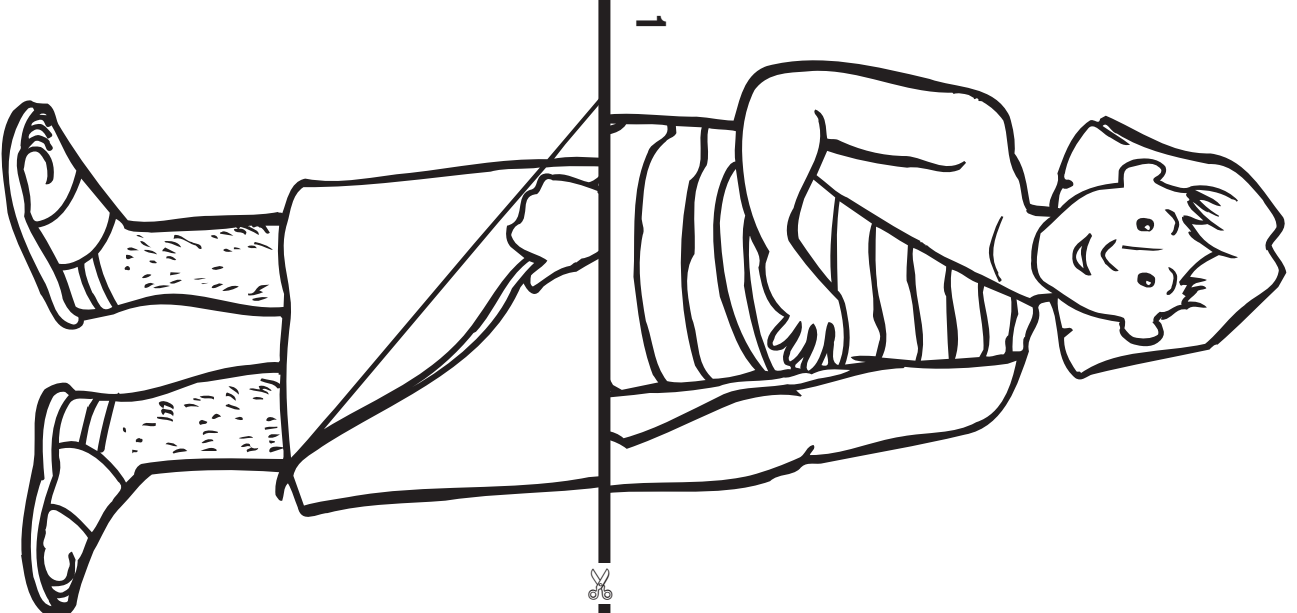
Name \_\_\_\_\_



fold



fold



# An Unfair Trade

Genesis 25:27-34

## Two Brothers

Jacob and Esau were brothers. Isaac was their father. Rebekah was their mother. Some brothers look alike. But these brothers were not alike at all!

Esau liked to be outdoors. He liked to hunt with a bow and arrow to find food. Jacob was different from Esau. He did not like to go hunting. He did not like to be outdoors. He liked to cook.

## Special Gifts

Esau was born before Jacob. That meant that one day Esau would be the family's leader. He would also be given most of the things his father, Isaac, owned. Jacob would only get half as much as Esau. Jacob wanted to get more.

## A Hungry Hunter

The boys grew to be men. One day Esau went hunting and was gone a long time. When he got home, he was tired and very hungry! He could smell good food cooking.

Jacob was stirring a pot of stew. Esau said, "Give me some of that stew!"

Jacob did not want to share his stew. He said to Esau, "I'll give you stew, but first, you have to make me a promise. Promise me that I can be the family's leader."

## Esau's Trade

Esau smelled the stew. He was hungry. All he could think about was getting food to eat. He said, "I'm going to die if I don't get some food. You can be the leader of the family. Now give me some stew!" Now Esau would not be the family leader. He would not get more of his father's gifts than Jacob.

Jacob knew the trade was not fair. And Jacob knew he had been unkind to his brother, but he did not care. Jacob did not show love as God wants us to do.

### Conclusion

**We can choose if we are going to be kind or unkind to the people in our families. God wants us to show His love to others by being kind to them.**

# Un trato injusto

Génesis 25:27-34

## Dos hermanos

Jacob y Esaú eran hermanos. Isaac era el papá. Rebeca era la mamá. Algunos hermanos se parecen, pero estos hermanos ¡no se parecían en nada!

A Esaú le gustaba estar al aire libre. Le gustaba cazar con arco y flechas para conseguir comida. Jacob era muy distinto de Esaú. No le gustaba cazar. No le gustaba estar al aire libre. Le gustaba cocinar.

## Regalos especiales

Esaú nació primero que Jacob. Eso significaba que un día Esaú sería el jefe de la familia. También se quedaría con casi todas las cosas de su padre, Isaac. Jacob se quedaría con la mitad de lo que le darían a Esaú. Jacob quería quedarse con más.

## Un cazador hambriento

Los niños crecieron y se convirtieron en hombres. Un día Esaú salió a cazar; estuvo mucho rato cazando. Cuando regresó a la casa, estaba cansado y ¡tenía mucha hambre! Sintió un olor muy rico a comida.

Jacob estaba preparando un guiso. Esaú le dijo: “Dame un poco de ese guiso”.

Jacob no quería convidarlo. Le dijo a Esaú: “Te doy el guiso, pero primero, tienes que hacerme una promesa. Prométeme que yo seré el jefe de la familia”.

## El trato con Esaú

Esaú sentía el rico olor del guiso. Tenía hambre. Sólo quería comer, y no pensaba en nada más.

Dijo: “Me estoy muriendo de hambre. Sí, puedes ser el jefe de la familia.

Ahora, ¡dame un poco de ese guiso!” Esaú ya no podría ser el jefe de la familia. No recibiría de su padre más regalos que Jacob.

Jacob sabía que el trato no era justo. Jacob sabía que no había sido bueno con su hermano, pero no le importaba. Jacob no amó como Dios quiere que amemos.

### Conclusión

**Podemos decidir si vamos a ser buenos o malos con las personas de nuestra familia. Dios quiere que mostremos su amor a los demás siendo buenos con ellos.**

**Jacob trató mal a su hermano, ¿qué le hizo?**

**¿Qué puedes hacer para ser bueno con las personas de tu familia?**

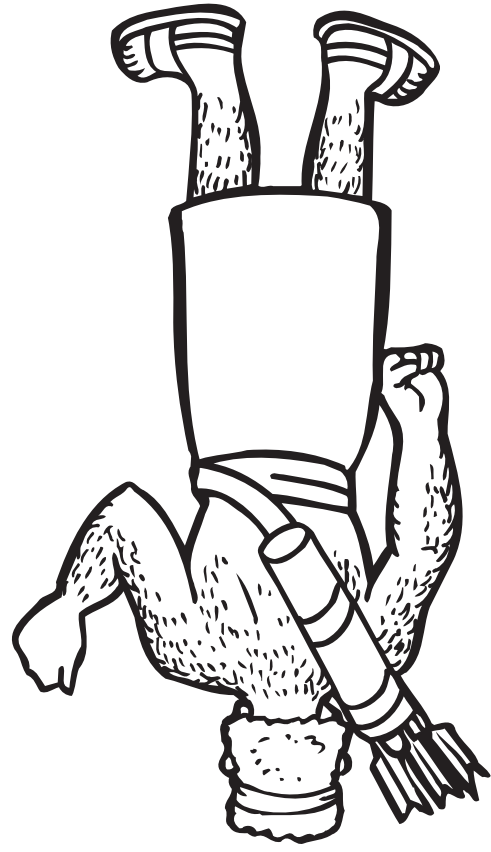
tape



tape



tape



tape

Name \_\_\_\_\_

Name \_\_\_\_\_

fold

**“Always try to be kind.”**  
1 Thessalonians 5:15

**“Always try to be kind.”**  
1 Thessalonians 5:15

fold

tape



© 2009 Gospel Light. Permission to photocopy granted to the original purchaser only. *The Big Book of Bible Story Activity Pages #1*

tape

tape



tape

- Teacher cuts and pre-folds page.
- Child colors puppets and then folds puppets.
- Teacher assists child in taping sides of puppets.
- Child places hands into bottom of puppets and uses puppets to act out story.



- **What did Jacob do that was unkind?**
- **What can you do to be kind to the people in your family?**



# Jacob's Tricks

Genesis 27:1-45

## Isaac Asks

Jacob and Esau were all grown up now. Their father, Isaac, told Esau, "I am getting old. I want to give you my blessing before I die." (The blessing was a special promise given to the family's new leader.) Isaac wanted Esau to be that new leader. But first, Isaac asked Esau to go hunting and then cook Isaac's favorite food. Esau went out hunting right away!

## Rebekah Plans

But Jacob and Esau's mother, Rebekah, wanted Jacob to be the new leader. She told Jacob, "We will get the blessing for YOU while Esau is gone. Do what I say, Jacob."

Isaac was so old that he could not see anything. Rebekah told Jacob to put on Esau's clothes. She put hairy goatskins on Jacob's hands and neck because Esau had a lot of hair. Now that Jacob smelled and felt like Esau, Isaac would think Jacob was Esau! Rebekah made Isaac's favorite meal. She told Jacob to take the food to Isaac. "Pretend to be Esau," she said.

## Jacob Lies

Jacob took the food to his father. He then said something that was not true. "It's me, Esau," Jacob said. "I've made your food."

Isaac smelled Esau's clothes that Jacob was wearing. He felt the goatskins on Jacob's hands. The tricks worked. Isaac said, "It sounds like Jacob's voice, but these hands feel like Esau."

Isaac ate and then he asked God to give his son many good things. He asked God to make his son a great leader. He thought he was blessing Esau. But he was really blessing Jacob!

## Esau Cries

Soon Esau came home. When Esau found out Jacob had tricked their father, he cried and became so angry, he wanted to hurt Jacob! Jacob had to go away and stay with his uncle. He had to go away for many, many years.

### Conclusion

**Instead of saying things that are not true, God wants us to tell the truth and be kind to the people in our families. That is a way to show God's love.**

# Las trampas de Jacob

Génesis 27:1-45

## Isaac pregunta

Jacob y Esaú ya eran grandes. El padre, Isaac, dijo a Esaú: “Me estoy poniendo viejo. Quiero darte mi bendición antes de morir”. (La bendición era una promesa especial para el nuevo jefe de la familia.) Isaac quería que Esaú fuera el nuevo jefe. Pero antes, Isaac le pidió a Esaú que fuera de caza y que luego le preparara su comida favorita. Esaú salió a cazar en seguida.

## Los planes de Rebeca

Pero Rebeca, la madre de Jacob y Esaú, quería que Jacob fuera el nuevo jefe. Le dijo a Jacob, “TÚ te quedarás con la bendición mientras Esaú no está. Haz lo que te diga, Jacob”.

Isaac era muy viejo y no podía ver nada. Rebeca dijo a Jacob que se pusiera la ropa de Esaú. Cubrió las manos y el cuello de Jacob con piel de cabra porque Esaú tenía mucho pelo. Ahora que Jacob olía y tenía pelo como Esaú, Isaac pensaría que Jacob era Esaú. Rebeca le cocinó a Isaac una comida como a él le gustaba. Le dijo a Jacob que le llevara la comida a Isaac. “Dile que eres Esaú”, le dijo.

## Jacob miente

Jacob le llevó la comida a su padre. Luego le dijo algo que no era verdad. “Soy yo, Esaú”, dijo Jacob. “Te preparé la comida”.

Isaac olió la ropa de Esaú que Jacob llevaba puesta. Tocó la piel de cabra que tenía Jacob en las manos. El engaño salió bien. Isaac dijo: “La voz es la de Jacob, pero las manos son las de Esaú”.

Isaac comió y luego pidió a Dios que le diera muchas cosas buenas a su hijo. Le pidió a Dios que su hijo fuera un gran jefe. Pensó que estaba bendiciendo a Esaú, cuando en realidad ¡estaba bendiciendo a Jacob!

## Esaú llora

Esaú no tardó en regresar a casa. Cuando Esaú se dio cuenta de que Jacob había engañado a su padre, se puso a llorar y se enojó tanto que ¡quería golpear a Jacob! Jacob tuvo que irse y quedarse a vivir con su tío. Se fue a vivir muy lejos por muchos, muchos años.

### Conclusión

**No digas cosas que no son ciertas.**

**Dios quiere que digamos la verdad y que seamos buenos con las personas de nuestra familia. Es una manera de mostrar el amor de Dios.**

**¿Qué hizo Jacob para engañar a Isaac? Jacob no fue bueno.**

**¿Qué puedes hacer para ser bueno? ¿Qué les podrías decir a las personas de tu familia?**