

Elementary



Teacher's Guide

September – November 2017

Good and Bad Choices | Taking a Stand for God | Following Wisdom






Dear Ministry Partner,

We have exciting news to share! Bible-in-Life has a new look, with a new logo, new cover, and a new feature—videos!

Beginning this quarter, custom-created videos accompany every Bible-in-Life lesson. Right before Step Two, a three-minute video introduces each unit theme. And then at the end of the lesson, a short video frame offers kids a question that relates to the theme, reminding them of the “big picture” as they go out into their week. In other words, children start broad with the unit theme, go into detail with a story from the Bible that illustrates the theme, explore that theme through activities, discover what they’ve learned about God from the story, and then go out into the week with a reminder of the theme as they apply it to their lives.

Just look for this video camera  in the pages of the lesson to see where the videos can be used. As with many Bible-in-Life features, the videos are optional.

Depending on your church’s equipment, you can download these videos to a computer to project on a screen or else download them to your own digital device.

Research shows that today’s generation of children want to be involved in the learning process, and they also demand authenticity. The vision for the videos is that kids are teaching kids by “doing” the unit themes from Bible-in-Life in the real world, and they share honestly with the viewers about what’s going well for them and what is a struggle.

Bible-in-Life has served the church for over 50 years with solid, Bible-based Sunday school lessons. Our goal is to keep the timeless truth of God’s Word relevant for today’s generation and, with the guidance of the Holy Spirit, to encourage children to have “big faith for everyday life.”

May the Lord continue to bless your ministry!

Sincerely,

Catherine DeVries

Publisher, Children’s Resources

**GO HERE TO FIND
ALL OF THE VIDEOS:**

**BibleInLife.com/video
and enter passcode
BIGFAITH**

Elementary Teacher’s Guide
for grades 2-3. Can also be used for
grades 3 & 4 or grades 1-3.

Editor
Lisa Tamayo

Designer
Dale Johnson

To equip the Church with Christ-centered resources for making and teaching disciples who obediently transform today’s generations . . . David C Cook is a nonprofit organization dedicated to international Christian education.

© 2017 David C Cook, 4050 Lee Vance Drive, Colorado Springs, CO, 80918, U.S.A. All rights reserved. Printed in the USA. May not be reproduced without permission.

All Scripture quotations, unless otherwise stated, are from the Holy Bible, New International Version®, NIV®. Copyright © 1973, 1978, 1984 by Biblica, Inc.™ Used by permission of Zondervan. All rights reserved worldwide. www.zondervan.com

Cover Photo: © iStockphoto

Contact Us
Visit our website at www.DavidCCook.com
Contact us at 1-800-323-7543 (U.S. only)
In Canada visit www.parasource.com (Canada Only)
or 1-800-263-2664 (Canada Only)

God's Direction

Four Step Lesson Path

1

Bible Readiness

To connect children's experiences with the Bible story of Samuel paying attention to God's direction, they will talk about their need for direction.

- Butcher paper, marker, beanbags



Lesson Video
for Steps 2 & 4!
Available @
BibleInLife.com/video

2

Bible Study: 1 Samuel 3:1-20

Children will study how Samuel pays attention to God's direction.

- Bible Story: *Bible Discoveries*, pp. 2-3, Bibles, Teaching Aid 2, pencils
- Bible Review: *Optional*: blankets or mats
- Memory Verse Practice: No materials needed

3

Bible Activity Choices

Children will explore ways to pay attention to God's direction.

- Treasure Hunt: Index cards—prepared before class, tape; *Optional*: small treats
- Bible Study Locks: *Discovery Pack*, Project A, *Bible Discoveries*, p. 1, paper fasteners, Bibles
- Scripture Search: *Bible Discoveries*, pp. 1, 4, Bibles, pencils

4

Bible Response

Children will apply the Bible story of Samuel paying attention to God's direction by planning ways that they also can pay attention to God's direction this week.

- PraisePac CD and downloadable PDF song sheets (from *Elementary Creative Teaching Aids*), CD player, *Friends*, Lesson 1 and Family Faith Fun

Bible Basis: 1 Samuel 3:1-20

Lesson Focus: Pay attention to God's direction.

Memory Verse: I will instruct you and teach you in the way you should go. Psalm 32:8

Understanding the Bible

During the time of the judges, Israel was a loose confederation of tribes without a king. The primary authorities were usually the priests and prophets. At special times, God raised up other leaders called judges. Samuel is generally considered to be the last effective judge (see 1 Sam. 8:1-3). He was also a priest and a prophet.

Samuel's mother, Hannah, had been unable to have children for many years—a terrible stigma for a woman in her culture. After fervent prayer, the Lord granted Hannah's request for a son, whom she vowed to dedicate to the Lord's service. When Samuel was weaned, somewhere between ages three and five, he was taken to live at the tabernacle and underwent training for Levitical service.

Scripture does not state Samuel's age at the time of the Lord's visitation, but scholars place his age somewhere between six and twelve years old. During the period of the judges, revelations and visions from the Lord were rare (1 Sam. 3:1). This time of silence ended with Samuel.

Eli, the high priest, was judged by God because of his failure to discipline his sinful sons, who were also priests. God's judgment on Eli and his priesthood was not fulfilled immediately. Eli lived for a long time following the prophecy, and his priestly line continued on until the fourth generation (14:3).

This symbol will appear whenever preparation takes more than five minutes or whenever supplies are needed that are not included on the list of standard materials (on page 6).

When Teaching the Bible to Elementary Students . . .

For children this age to be able to pay attention to God's direction, as this week's Bible story from 1 Samuel 3 teaches, they need to know how to find their way around in the Bible. Second and third graders can learn how to look up a Scripture using book, chapter, and verse. They have the ability to pull simple information from a verse. They can offer conclusions based on what they read. Build on the children's abilities with these ideas:

- Use a children's Bible translation, or select simply worded verses from an adult translation.
- Ask simple fact questions about Bible verses to check comprehension before asking "why" and "how" questions.
- Encourage the children to ask their own questions about what they're reading in the Bible so that you know what they are having a hard time grasping.
- Check for understanding by having the students say verses, especially memory verses, in their own words.

Teacher Devotional

Each day we receive directions of some kind: "Stop, go." "Sign at the bottom." "Finish that project today." Directions from bosses, parents, friends, pastors, and others often compete for our attention.

Like Samuel, we can find value in taking time out to listen for God's direction. His direction can come in many ways—prayer, Bible study, the counsel of believers, a message in church, the Holy Spirit's prompting. But listening to God requires that we "tune out" our surroundings and "tune in" during our moments of quiet with God. It can involve making a special effort to eliminate or diminish distractions and interruptions.

Start by meditating on Psalm 32:8—"I will instruct you and teach you in the way you should go." God promises to direct us.

Reflect on how these words are a comfort to you.

Consider ways you can more carefully pay attention to God's direction this week.

Early Bird Options

Free yourself up to greet children as they arrive by letting early arrivers fill their pre-class time with these independent activities.



Attendance Chart

Attendance—Before class, fill in the calendar dates and your students' names. Hang the attendance chart (Teaching Aid 1) at students' eye level. As children arrive, let the children mark their attendance.

Simon Says—Since the Bible story from 1 Samuel 3 focuses on following God's direction, give the children fun practice in paying close attention to directions by letting them play "Simon Says." For a bigger challenge, play "Reverse Simon Says." To play this version, players don't do what "Simon Says" or they're out. When "Simon" says to do an action, the players do the opposite to stay in the game. For example, if the direction is "Simon Says to sit down," all the players stand up.

1 Bible Readiness

To connect children's experiences with the Bible story of Samuel paying attention to God's direction, they will talk about their need for direction.

Materials:

- Butcher paper
- Marker
- Beanbags

To prepare the children to understand the story of Samuel paying attention to God's direction (1 Sam. 3:1-20), begin with an activity and discussion about times when the children need direction.

Begin class by drawing five large circles on a length of butcher paper. Label the circles: *God, Parent, Teacher, Friend, Other Person*. As you print each name, have the class read it aloud to help all the children recognize the words. Place the butcher paper on the floor.

Every day we each need some kind of direction. We need advice and help and ideas for many things that we do. We get direction from parents and family, from teachers and coaches, from friends, and from God. I'm going to name some kinds of direction that you might need. After each one, toss your beanbag to the circle that has the name of the person that you would ask for this kind of direction.

Give each child a beanbag. Have the children take several giant steps back from the butcher paper. They may stand on all sides. Read each of the following statements, pausing after each to let the children toss their beanbags. After tossing each time, let volunteers tell why they chose as they did. (There are no right and wrong answers.) Then have the children retrieve their beanbags and toss again after you read the next statement.

When you want help with a math problem

When you need directions to a friend's home

When you want to know how to make a good decision

When you want direction on how to put a toy together

When you face a problem that feels too big for you

After the game, have the children set aside the beanbags, sit down with you in a circle, and join in discussion.

▶ What other kinds of things do you need direction for? (Let volunteers tell their ideas. For cooking, for knowing how to get to a friend's party, for figuring out a problem, etc.)

▶ What kinds of things would you need God's direction for? (This may be a tough question for some children. Allow them to talk through their ideas and make suggestions. The children's thoughts might include needing God's direction with friends, how to forgive a hurt, how to deal with a hard problem, and so on.)

▶ What are ways that we find God's direction? (Through the Bible, prayer, Sunday school teachers, parents, etc. The children will explore more answers to this question later in the lesson. This question will get them thinking about it now.)

Tie to the Bible

In today's Bible story, a boy about your age was willing to pay attention to God's direction. Let's see what happened when he listened to God.

2 Bible Study: 1 Samuel 3:1-20



Children will study how Samuel pays attention to God's direction.

Materials:

Bible Study

- Bible Discoveries, pp. 2-3
- Teaching Aid 2
- Bibles
- Pencils

Bible Review Activity

- Optional: blankets or mats

Memory Verse Practice

- No materials needed

With the children seated at a table, give out pencils, Bibles, and *Bible Discoveries* for Lesson 1. Have the children turn to pages 2-3 in *Bible Discoveries*.

Point out, using the Bible Overview Chart (Teaching Aid 2), that 1 Samuel is in the Old Testament. Talk about how 1 Samuel tells about how Israel was ruled by kings and some of the problems they encountered. Have the children open their Bibles to 1 Samuel 3. If any children are unfamiliar with how to find a Bible verse, direct them to the table of contents in their Bibles. They should find the page number for the Book of 1 Samuel and turn to that page. Then show them how to look for the large number 3, which designates the chapter.

Let the students take turns reading paragraphs of the Bible story from *Bible Discoveries*. When a reader reaches the blank line and the Bible reference, have the class pause and find verse 8. Let a volunteer read aloud the verse. (The answer is in the second part of the verse.) Have the class talk together to decide on the answer and write it in the blank. (For your convenience, the correct answer appears on the *Bible Discoveries* pages shown below.) After writing the answer, have the students continue reading. Have the class read the memory verse in unison at the end.

Samuel Listens to God

Bible story from 1 Samuel 3:1-20



Hello, I am Samuel. I am a prophet for God, and I live here in Israel. I'd like to tell you about something exciting that happened to me. It happened when I was about your age.

As a boy, I lived at the tabernacle (TAH-ber-NACK-ul). That is the tent of worship where the Israelites bring their offerings to God. I served God by helping a priest named Eli (EE-lee). I did all kinds of things to help out around the tabernacle.

Back in those days, God did not speak to His people very often. And though I served in the tabernacle, I did not yet know God. I was learning about Him, of course, but I didn't know Him.

One night I was sleeping. I woke up when a voice called to me. Of course, I thought it was Eli. Who else would call me? So I quickly got up and ran to Eli. But he said, "Samuel, my boy, I didn't call you. Go back to sleep."

So I went back to bed. I lay there

wide awake. Suddenly I heard the voice again. "Samuel!"

I got up and ran to Eli. I didn't want to miss what he had to tell me. But Eli told me, "I really didn't call you, Samuel."

So I went back to my bed. I couldn't sleep at all! Then I heard the voice again. "Samuel!" Again I ran to Eli.

This time Eli just looked at me. I could tell he was thinking hard. Finally he said, "Samuel, I see it now. The voice is the Lord calling you."

Read 1 Samuel 3:8.

Eli told me what to do. "The next time the Lord speaks, tell Him you're listening."

I ran back to my bed. I really wanted to hear what the Lord had to say. Then I heard the voice. "Samuel! Samuel!"


I said, "Speak, Lord. I'm Your servant, and I'm listening."

Well, what God had to say scared me

a little. God told me that He was going to punish Eli's family. Eli's sons were priests, but they kept sinning against God. And Eli didn't stop them. They were hurting God's people by being bad leaders.

God's first task for me as a prophet was to give this bad news to Eli. It was hard, but I obeyed. Eli said that God was right.

Ever since then I have been a prophet for God. God gives me messages for His people. I listen carefully, because I want to follow His direction.



I will instruct you and teach you in the way you should go.
Psalms 32:8



Bible Discoveries, pp. 2-3

Bible Review Questions

▶ **What did Samuel hear? Who did he think it was?** (Samuel heard a voice call his name; he thought it was Eli.)

▶ **How did Samuel show he was eager to pay attention?** (He got up out of bed three times and ran to find out what Eli wanted.)

▶ **How did Samuel show that he paid attention when God spoke?** (Samuel listened carefully for God to call him. Then Samuel said that he was God's servant and that he was listening.)

▶ **What kind of direction did God give Samuel about Eli?** (God told Samuel that He would punish Eli's family because his sons were being bad leaders and Eli didn't correct them.)

▶ **Would Samuel have heard God's direction if he hadn't been paying attention?** (No.)

Some children may have questions about God audibly speaking to Samuel. If so, explain God is God and this means He is able to come to people in any form He wants to tell them what He wants to say. He can speak in any way, every language, and any time He chooses. He can speak aloud Himself, through a person, or a thing because He made everything.

▶ **How does God speak to us today to direct us?** (Through the Bible; prayer or His Spirit; other Christians such as parents, Sunday school teachers, the minister; etc.)

▶ **According to the memory verse, what kind of direction does God give us?** (He tells us the way we should go, or how to follow Him and do what's right.)

Bible Review Activity

To reinforce Samuel's willingness to pay attention to God's direction, let the class reenact the Bible story. Divide the children into pairs. One child in each pair is Samuel and lies on a blanket (or just on the floor). The other child in each pair is Eli and sits off to the side. When you call out, "Samuel!" the children lying down get up and run to their partner, "Eli." The children playing Eli say that they didn't call, and the Samuels go back to bed. Do this three times. The fourth time you call out "Samuel!" the children lying down call out, "Speak, Lord. I'm your servant, and I'm listening."

If time permits, have the students switch roles.

Memory Verse Practice

Whisper one or two words of the verse to each child, depending on the size of your class, so that the whole verse is divided up among the children. At your signal, the children start looking for the children who have the words on either side of theirs. For example, a child assigned "instruct you" will look for the children with "I will" and "and teach." Once the children have found the others with neighboring words, they link arms. Soon the children will form one line in the correct order. Then have them say their assigned portion of the verse in order, down the line.

Memory Verse

I will instruct you and teach you in the way you should go.

Psalm 32:8

3 Bible Activity Choices

Children will explore ways to pay attention to God's direction.

To help the children explore ways they can pay attention to God's direction, as taught in the Bible story from 1 Samuel 3, use as many of these choices as possible. Set them up to be done at the same time, and let the children choose from among them.

Treasure Hunt

- Index cards—prepared before class
- Tape
- Optional:* small treats such as stickers or candy*

Samuel was careful to pay attention to God's direction. Children practice paying attention when looking for God's direction in this treasure hunt. Before students arrive, print short and clear directions on index cards to different spots in your room leading from one to another, numbering them in order. For example, put this card on the bulletin board: "1—Look under the table." Then tape this card on the bottom of the table: "2—Look behind the door." Tape this card to the back of the door: "3—Look on the bookshelf." Continue with as many spots as you have convenient in your room. In the final location, place an index card with the memory verse. You might also provide a small treat (such as stickers or individually wrapped candies*) as an extra reward for paying close attention.

The children may play this game individually, beginning whenever they wish and taking the time they need. Tell the children to leave the clue cards where you put them so others following them have the clues in place. Also, ask them not to reveal the final destination to each other.

*Check with parents for any food allergies students may have.

Bible Study Locks

- Discovery Pack, Project A*
- Bible Discoveries, p. 1*
- Paper fasteners
- Bibles

By assembling and using this craft, the children will practice finding God's direction from the Bible for everyday situations they might face. Complete directions for assembling and using the Bible Study Locks (*Discovery Pack, Project A*) are on page 4 of *Discovery Pack*. You may need to demonstrate to the students how to push a paper fastener through the craft and bend it open on the back.

After assembling their Bible Study Locks, the children will look up the six Bible verses and match them to the pictures. The answers are on the handle portion of the lock. If children need help looking up Bible verses, direct them to *Bible Discoveries, page 1*.



Scripture Search

- Bible Discoveries, pp. 1, 4*
- Bibles
- Pencils

In order to pay attention to God's direction, as taught in the Bible story from 1 Samuel 3, children need to know how to find their way around in the Bible. Page 1 of *Bible Discoveries* teaches the children how to look up a Scripture by book, chapter, and verse. If the children want more practice in finding verses, they may look up some of the memory verses for the quarter, listed on the back cover of *Bible Discoveries*.

When finished with page 1 in *Bible Discoveries*, the children may work on page 4. As the children unscramble the words, they will discover six ways to learn God's direction. The correct answers are: **1. God, Bible; 2. worship; 3. parents; 4. pray; 5. teachers; 6. friends; God's directions are best.**



4 Bible Response

Children will apply the Bible story of Samuel paying attention to God's direction by planning ways that they also can pay attention to God's direction this week.

Materials:

- PraisePac CD and downloadable PDF song sheets
- CD player

Use this time to help your students plan ways to pay attention to God's direction this week.

We've seen that Samuel paid attention to God's direction, and that we can pay attention to God's direction too. Let's talk about ways we can do that during the week.

▶ What would help you remember to pay attention to God's direction? (Encourage children to name a wide variety of ideas. Some children may have a hard time getting going on this brainstorming. If so, refer back to things like Samuel's eagerness to pay attention, the Bible helps on the *Discovery Pack* Bible Study Locks, and the ideas on *Bible Discoveries* page 4. Answers might include: reading the Bible or praying each day, practicing the memory verse each day, asking a friend to remind me during the week to pay attention to God's direction, making myself a sign about paying attention to hang in my room, and so on.)

To really follow Samuel's example this week, let's each pick one idea and plan to do it.

▶ What is one way you will pay attention to God's direction? (Encourage each child to choose a way to pay

attention to God's direction.)

Let's talk to God right now about our plans. Have a prayer time where all the children can pray as they please. If the children need help in knowing what to pray, suggest they pray this sentence, finishing it with the plan they chose: **"Dear God, I want to pay attention to Your direction, so please help me to _____."** Close the prayer time by thanking God that He wants us to know His direction. Ask Him to help the children pay attention to His direction.

Prayer Time

Finish your prayer time by introducing the Unit 25 song from the PraisePac CD in the Creative Teaching Aids packet. This song expresses a commitment to follow God's direction. You may want to have the children listen to it one time through before singing along with it.



Before dismissing the children, have each child say to several other children, "Pay attention to God's direction!"

Seeing God throughout the Week

Encourage students to follow through on their plan to remember to pay attention to God's direction. Invite children to read their memory verse each day this week and to ask God for help in paying attention to His direction the way Samuel did.

TAKE-HOMES

- ✓ *Friends*, Lesson 1 and Family Faith Fun
- ✓ *Bible Discoveries*, Lesson 1
- ✓ *Discovery Pack*, Bible Study Locks



Elementary



Creative Teaching Aids

September – November 2017

Good and Bad Choices | Taking a Stand for God | Following Wisdom



David Cook®
transforming lives together

E Elementary
Creative Teaching Aids
Printed in South Korea
No. 1041

ISBN 978-0-781447-60-7





Elementary

Creative Teaching Aids

September – November 2017

Designed for use with *Elementary Teacher's Guide*, *Bible Discoveries*, *Discovery Pack*, and *Friends*

Lesson	Teaching Aid	
1-13		PraisePac—CD with songs, downloadable PDF sheets and bonus cards
1-13	1	Fall Attendance Chart
1-13	2	Poster—“Bible Overview Chart”
3	3	Poster—“David Fights a Giant”
5	4	Poster—“David and Jonathan”
5	5	Cards—“Extra-Special Friend”
7	6	Poster—“Discouraged David”
7, 9	7, 8, 9	Board Game—“Rise to the Throne”
8	10	Poster—“David Becomes King”
9	11	Poster—“David and Mephibosheth”
10	12	Poster—“Solomon’s Dream”
11	13	Poster and Cards—“The Mystery of the Messed-up Classroom”
11	14	Game—“Wise Up!”
12	15	Poster—“Building the Temple”
12	16, 17	3-D Model—“Solomon’s Temple” and “Temple Assembly Instructions”
12	18	Information Sheet—“What Was in Solomon’s Temple?”
12	19	Maze—“Jesus and You”
13	20	Poster—“Solomon and Idol Worship”
13	21	Picture Game—“How Wise Are Your Eyes?”

ELEMENTARY CREATIVE TEACHING AIDS, © 2017 David C Cook. All rights reserved. Visit our website at DavidCCook.com or www.DavidCCook.ca. Contact us at 1-800-323-7543 (U.S. only) or 1-800-263-2664 (Canada only). All Scripture quotations, unless otherwise stated, are from the Holy Bible, New International Version®, NIV®. Copyright © 1973, 1978, 1984 by Biblica, Inc.™ Used by permission of Zondervan. All rights reserved worldwide. www.zondervan.com

Illustrators: Joe Boddy, Argus Childers, Bruce Day, Bill Duca, Marilee Harrald-Piltz, Tony Kenyon, Susan Lexa, Bob Masheris, Karen Pellaton, Terry Sirrell, Suzanne Snider, Drew Rose, Paul Turnbaugh, Jason Wager

Cover Photo: © iStockphoto

2 – All Lessons

Copyrighted material; permission required to reproduce. 1-1041/5031



1 SAMUEL 20



**1 SAMUEL 31;
2 SAMUEL 2:1-7, 11; 5:1-6:19**



1 SAMUEL 17



1 KINGS 5:1-9:9



- | | | |
|---|----------------------|---|
| <ul style="list-style-type: none"> Genesis Exodus Leviticus Numbers Deuteronomy Joshua Judges Ruth 1 Samuel 2 Samuel 1 Kings 2 Kings 1 Chronicles 2 Chronicles Ezra Nehemiah Esther Job Psalms Proverbs Ecclesiastes Song of Songs Isaiah Jeremiah Lamentations Ezekiel Daniel Hosea Joel Amos Obadiah Jonah Micah Nahum Habakkuk Zephaniah Haggai Zechariah Malachi Matthew Mark Luke John Acts Romans 1 Corinthians 2 Corinthians Galatians Ephesians Philippians Colossians 1 Thessalonians 2 Thessalonians 1 Timothy 2 Timothy Titus Philemon Hebrews James 1 Peter 2 Peter 1 John 2 John 3 John Jude Revelation | <p>Old Testament</p> | <ul style="list-style-type: none"> New Testament |
|---|----------------------|---|

Elementary
Student



Bible Discoveries

September – November 2017

Good and Bad Choices | Taking a Stand for God | Following Wisdom



Memory Verses

Lesson 1

I will instruct you and teach you in the way you should go.

Psalm 32:8

Lesson 2

“Choose for yourselves this day whom you will serve.”

Joshua 24:15

Lesson 3

Be strong in the Lord and in his mighty power.

Ephesians 6:10

Lesson 4

Let us not become conceited, provoking and envying each other.

Galatians 5:26

Lesson 5

There is a friend who sticks closer than a brother.

Proverbs 18:24

Lesson 6

Hatred stirs up dissension, but love covers over all wrongs.

Proverbs 10:12

Lesson 7

“Do not be afraid or discouraged, for the LORD God, my God, is with you. He will not fail you or forsake you.”

1 Chronicles 28:20

Lesson 8

Ascribe to the LORD the glory due his name.

Psalm 29:2

Lesson 9

Whoever is kind to the needy honors God.

Proverbs 14:31

Lesson 10

If any of you lacks wisdom, he should ask God, who gives generously to all without finding fault, and it will be given to him

James 1:5

Lesson 11

For the LORD gives wisdom, and from his mouth come knowledge and understanding.

Proverbs 2:6

Lesson 12

Let us draw near to God with a sincere heart.

Hebrews 10:22

Lesson 13

I have hidden your word in my heart that I might not sin against you.

Psalm 119:11

Copyrighted material; permission required to reproduce. All rights reserved. Printed in South Korea. All Scripture quotations, unless otherwise stated, are from the Holy Bible, New International Version®, NIV®. Copyright © 1973, 1978, 1984 by Biblica, Inc.™ Used by permission of Zondervan. All rights reserved worldwide. www.zondervan.com

Cover Photo: © iStockphoto/Rosemarie Gearhart; Bible illustrator: Chuck Hamrick. Other illustrators: Richard Bernal, Jeff Carnehl, Ted Carr, Jim Engel, Clint Hamsen, Aliene Heiser, Terry Julien, Judith Leo, Susan Lexa, Gary Locke, Paul Montgomery, Donna Kae Nelson, Warren Prindle, Chris Reed, Chris Sharp, Terry Sirrell, Suzanne Snider, Ed Taber, Jerry Washaw, Marsha Winborn. Photographers: Bakstad Photographics.



Elementary
Bible Discoveries
No. 1042

ISBN 978-0-781445-97-9



9 780781 445979

THE 3-STEP FIND-IT PLAN

Wanda Ring is stumped. She can't find the apartment where her friend lives—even though she's got the address.

Study the friend's address and look carefully at the picture. Then help Wanda locate her friend by finding

- the street
- the house number
- the apartment.

Circle three clues in the picture that could help Wanda.

Wanda found her friend by using a **three-step plan**: first she found the street, then the house, and then the apartment.

Now Wanda needs help again. She and her friend have to find a Bible verse for their Sunday school class. You can help Wanda find Psalm 23:1 by following another three-step plan.

1. First find the *book* in the Bible. (Book titles are always printed at the top of all Bible pages.)

2. Then find the *chapter* in the book. (Use the large numbers printed on the pages.)

3. Then find the *verse* in the chapter. (Use the small numbers printed within the chapter.)

Now use the three-step plan to find Psalm 23:1 in your own Bible.

Samuel Listens to God

Bible story from 1 Samuel 3:1-20

Hello, I am Samuel. I am a prophet for God, and I live here in Israel. I'd like to tell you about something exciting that happened to me. It happened when I was about your age.

As a boy, I lived at the tabernacle (TAH-ber-NACK-ul). That is the tent of worship where the Israelites bring their offerings to God. I served God by helping a priest named Eli (EE-lie). I did all kinds of things to help out around the tabernacle.

Back in those days, God did not speak to His people very often. And though I served in the tabernacle, I did not yet know God. I was learning about Him, of course, but I didn't know Him.

One night I was sleeping. I woke up when a voice called to me. Of course, I thought it was Eli. Who else would call me? So I quickly got up and ran to Eli. But he said, "Samuel, my boy, I didn't call you. Go back to sleep."

So I went back to bed. I lay there



wide awake. Suddenly I heard the voice again. "Samuel!"

I got up and ran to Eli. I didn't want to miss what he had to tell me. But Eli told me, "I really didn't call you, Samuel."

So I went back to my bed. I couldn't sleep at all! Then I heard the voice again. "Samuel!" Again I ran to Eli.

This time Eli just looked at me. I could tell he was thinking hard. Finally he said, "Samuel, I see it now. The voice is _____ calling you."

 **Read 1 Samuel 3:8.**

Eli told me what to do. "The next time the Lord speaks, tell Him you're listening."

I ran back to my bed. I really wanted to hear what the Lord had to say. Then I heard the voice. "Samuel! Samuel!"

I said, "Speak, Lord. I'm Your servant, and I'm listening."

Well, what God had to say scared me

a little. God told me that He was going to punish Eli's family. Eli's sons were priests, but they kept sinning against God. And Eli didn't stop them. They were hurting God's people by being bad leaders.

God's first task for me as a prophet was to give this bad news to Eli. It was hard, but I obeyed. Eli said that God was right.

Ever since then I have been a prophet for God. God gives me messages for His people. I listen carefully, because I want to follow His direction.



I will instruct you and teach you in the way you should go.

Psalm 32:8




Follow God's Direction

Move along the path to see how God gives us direction today. Whenever you come to a sentence, unscramble the letters to fill in the missing word. Use the numbered letters to spell out the message at the end of the path.



1. _____ (OGD)
 1 12 5
 gives us His Word in the _____ (ILBBE)
 18 6 17
 to show us how to live.



2. In a _____
 _____ (OPSWRIH) service a minister can help us understand God's direction.



4. When we _____ (YRAP),
 7
 God hears us and directs us.



3. At home our _____ (RAPTNES)
 13 10 14
 can show us what God wants us to do.



5. In Sunday school our _____ (HECATRS)
 21 15 9 8 4
 help us learn God's Word.

6. Christian _____ (RIEFDNS)
 16 11 19 3 20
 can help each other follow God.



And Discover That . . .





_____ 1 2 3 4
 _____ 5 6 7 8 9 10 11 12 13 14
 _____ 15 16 17
 _____ 18 19 20 21

David©Cook®
BIBLE - IN - LIFE

DISCOVERY PACK

Elementary
Sept. - Nov.
2017






Here is a list of this quarter's projects with the lesson they'll be used in and where to find them in this book. You can tear out each project as you need it.

	Project	Lesson	Page
A	Bible Study Lock	1	3
B	Flying Choices	2	5
C	Sizing Up Goliath	3	7
D	FAN-tastic Poster	4	9, 31
E	Pencil Friends	5	11
F	God's Way Booklet	6	13
G	Flashlight Storytelling	7	15
H	Give God Credit Flap Poster	8	17, 19
I	Kindness Cube	9	21
J	Bible Memory Decoder	10	23
K	Proverb Calendar	11	25
L	Thanksgiving Place Cards	12	27
M	God's Word Banner	13	29

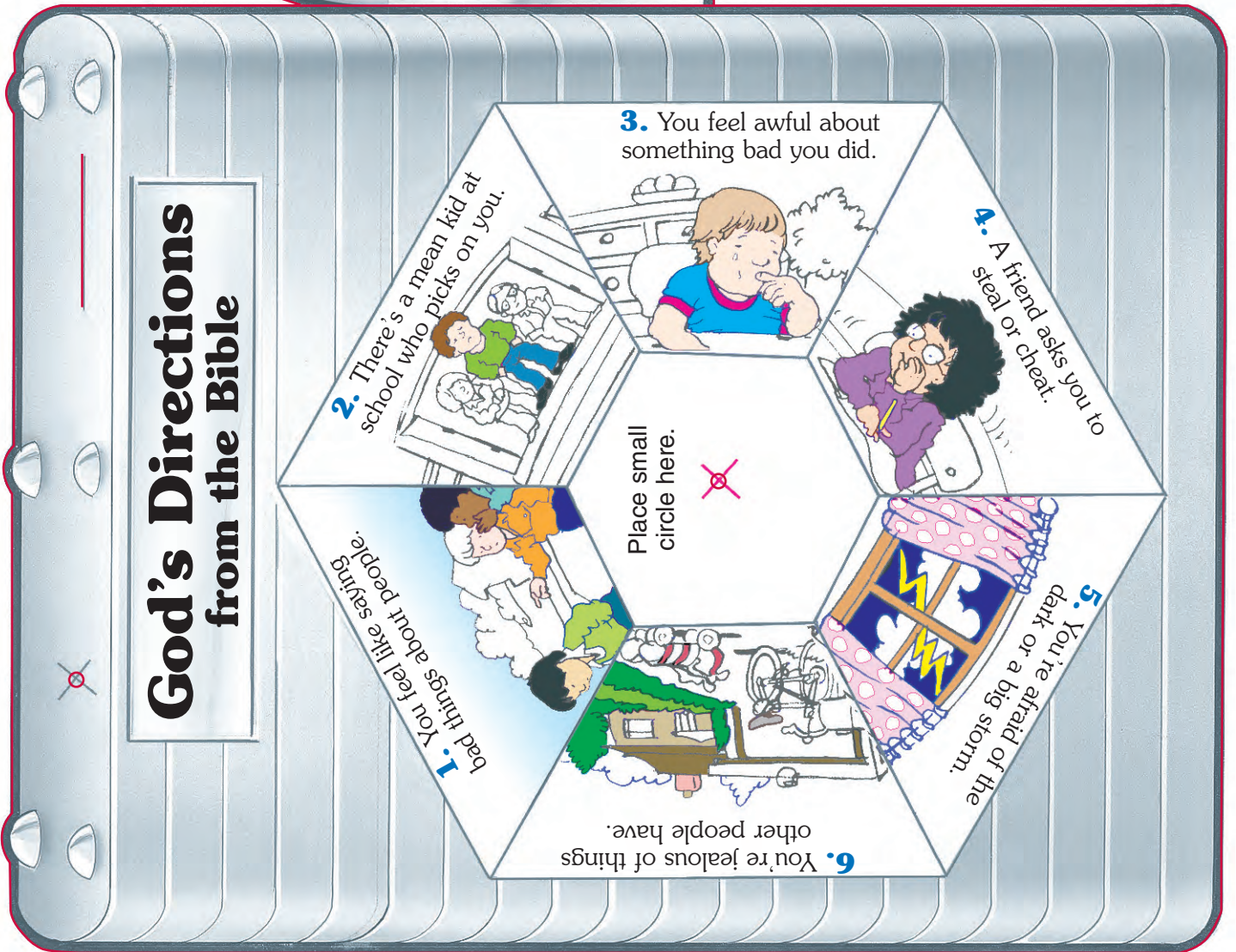
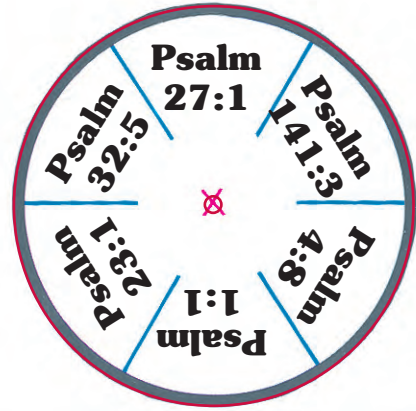
These projects are planned for use with the *Elementary Teacher's Guide*, *Elementary Creative Teaching Aids*, *Bible Discoveries*, and *Friends*.





- Answers**
1. Psalm 141:3
 2. Psalm 27:1
 3. Psalm 32:5
 4. Psalm 1:1
 5. Psalm 4:8
 6. Psalm 23:1

The Bible is a great place to find directions to unlock your problems. Make this lock using the directions on the back. Then read the Bible verses and match them to the pictures.





Piece 1

To Put the Lock Together:

1. Punch out the three project pieces. Also punch out the white part of the lock handle.
2. Put the small circle in the center of the pictures so the Xs line up. Put a paper fastener through the Xs.
3. Put the lock handle behind the top of the lock. Match up the Xs. Put a paper fastener through the Xs.
4. Open the slit at the top of the lock. Put the end of the handle through the front of the slit.


To Unlock the Bible Verses:

1. Look up one of the Bible verses on the lock. Then look at the pictures to see which problem that verse might help. Turn the dial so the verse is under that picture.
2. Check your answer by pulling up the handle.
3. Close the handle again. Look up the other Bible verses and match them to pictures.



Piece 2

FRIENDS



This issue
features stories
about

- **GODLY CHOICES**
- **WISDOM**
- **LOYALTY**

ELEMENTARY
September – November 2017



Family Fun Activities

September

This month, your child will learn from choices that Samuel, Saul, and David made and how we can follow God through our choices.

Have a family treasure hunt to practice following directions. Make simple directions leading to different spots in your home or yard. (For example, “Look in the small space we all get something warm to wear before going out on a cold day.” [Your coat closet or rack.] In the closet, place directions that read “Go to a plant that is always green and tall,” [pine tree] and so on.) For a more involved treasure hunt, hide directions all around your neighborhood. Provide a treasure or treat to share at the end location. Then talk about how following God’s direction often means thinking before acting, doing the right thing at each step.

October

During October, your child explores challenging situations David faced before he became king and some amazing times as king. Through these lessons we all can learn from David how to remain loyal to God and act like royalty ourselves.



FRIENDS

Lesson 1

Samuel Listens

Bible story from 1 Samuel 3:1-20

Samuel was a young boy. He lived in God's house and helped Eli, the priest.

One night when Samuel was in bed, he heard a voice call his name. Samuel got up and ran to Eli. "Here I am; you called me," said Samuel.

The old priest said, "I didn't call you. Go back to bed, Samuel."

Samuel went back to bed. Again the voice called. It must be Eli, Samuel thought. But no, Eli had not called him.

"Samuel," the voice called a third time. Then Eli knew it was God calling Samuel. Eli told Samuel, "Next time, tell God you will listen."


Samuel went to bed. Again God called him. Samuel said, "I'm listening, God." Samuel listened to everything God said. And Samuel kept on listening to God and obeying Him as he grew up.



This Week's Bible Memory Verse:

I will instruct you and teach you in the way you should go. Psalm 32:8

DAVID'S PROMISE



What I learned in God's
Word this week:
Pay attention to
God's direction.

What will your promise be?" asked Mrs. Westlake, the Sunday school teacher.

David thought it over as the other kids gave their answers. His class was choosing ways to pay attention to God's direction this week.

Then David had his idea.

"I'm going to read my Bible every day before supper," David answered. "That will help me pay attention to what God says."

Mrs. Westlake grinned. "Good idea."

David kept his promise for three days. About 10 minutes before supper, David would stop whatever he was doing. He would read a few verses in his Bible. Then he would pray. He felt good about keeping his promise.

But then David found other things to do at that time. Some days it was hard to stop playing.

One day he was playing ball with his friends. He looked at his watch. It was time to go if he wanted to read his Bible before supper.

David sighed. "I have to go," he said to his friends. "I have something to do."

"Whatever it is, do it later," said his friend Jordan.

David thought about reading his Bible after supper. But then he would have homework. And then was his favorite TV show. And then was bedtime.

He thought about the promise he had made in Sunday school. *I really do want to learn about what God says,* thought David. *It's important to pay attention to God's direction.*

"I'm only quitting a little early," David told Jordan. "Right now I have something important to do."


"Okay, well, see you tomorrow," said Jordan.

David smiled as he jogged toward home and his Bible.

Talk-a-Bit

- How did David show that God's direction was important to him?
- What are ways you can show that you are paying attention to God's direction?

Finding God's Directions



The Bible tells us God's directions. Help these children find the 12 hidden Bibles for their Sunday school class to use.

Family Faith Fun

Lesson Focus:

Pay attention to God's direction.

Daily Directions

■ As a family, cut construction paper strips and talk about how we learn God's directions for us. Write your ideas on the strips. Leave some blank. Collect the strips in a basket. Ask family members to share a way they got directions from God. Pick or make a strip for the way. Staple your strips in a chain of interlocking loops. Lay the chain around your bowl of unused strips.

Through the week, talk about how you have looked for God's directions and continue your chain of daily directions.

Sidewalk Verse

■ Print each word of the memory verse on the sidewalk in chalk, but mix up the words and spread them out. Have your child practice the verse by walking to each word in the correct order while saying the verse aloud.

I will instruct you and teach you in the way you should go. Psalm 32:8



BIBLE-IN-LIFE 2016—2017

SCOPE & SEQUENCE

	SEPTEMBER	DECEMBER	MARCH	JUNE
TODDLER/2 2 YEAR CYCLE	<p>This Is the Bible Tell Me About God God's Helpers Genesis, Exodus, 1 Kings, Esther, Psalms, Jeremiah, Habakkuk, Luke, John, Acts, 2 Timothy, 2 Peter, 1 John</p>	<p>Hello, Baby Jesus! God Loves Me What Did Jesus Do? 1 Samuel, Matthew, Mark, Luke, John, Romans</p>	<p>Jesus Did Good Things Jesus Is Alive! We Love God 1 Samuel, Psalms, Matthew, Mark, John, Acts, Philippians</p>	<p>God Made All Things God Gives Us Good Things Thank You, God Genesis, Job, Psalms, Proverbs, Ecclesiastes, Luke, John, Hebrews, 1 John</p>
PRESCHOOL 2 YEAR CYCLE	<p>We Are Important to Jesus Jesus Helps Us God Made the World Genesis, Psalms, Matthew, Mark, Luke, John</p>	<p>God Sent His Son, Jesus God Made Us We Worship God Together Genesis, 1 Kings, 2 Chronicles, Job, Psalms, Proverbs, Matthew, Mark, Luke, John, Acts</p>	<p>Jesus Shows His Love Jesus' Friends Show His Love Jesus' Friends Help Others Matthew, Luke, John, Acts, 2 Timothy</p>	<p>God Takes Care of Us God Wants Us to Care for Others Jesus Cares for Everyone Genesis, 2 Samuel, 2 Kings, Psalms, Mark, Luke, John</p>
EARLY ELEMENTARY 2 YEAR CYCLE	<p>We Are Important to Jesus Jesus Helps Us God Made the World Genesis, Psalms, Song of Songs, Amos, Matthew, Mark, Luke, John</p>	<p>God Sent His Son, Jesus God Made Us We Worship God Together Genesis, 1 Kings, 2 Chronicles, Nehemiah, Psalms, Luke, Matthew</p>	<p>Jesus Shows His Love Jesus' Friends Show His Love Jesus' Friends Help Others Matthew, Luke, John, Acts, 2 Timothy</p>	<p>God Takes Care of Us God wants Us to Care for Others Jesus Cares for Everyone Genesis, Exodus, 2 Samuel, 1 Kings, 2 Kings, Matthew, Luke, John</p>
ELEMENTARY 3 YEAR CYCLE	<p>Escaping Egypt God Delivers Us Following God with Courage Exodus, Numbers, Joshua</p>	<p>God's Plan Who Jesus Is What Jesus Said Judges, Isaiah, Micah, Matthew, Luke, John</p>	<p>Final Days of Jesus Jesus Conquers Death How Believers Live Matthew, Mark, Luke, John, Acts, Romans</p>	<p>Rules to Live By Who God Is Living Out Our Faith Genesis, Exodus, Ruth, 1 Kings, 2 Chronicles, Nehemiah, Proverbs, Isaiah, Matthew, Luke, Ephesians</p>
UPPER ELEMENTARY 3 YEAR CYCLE	<p>Escaping Egypt God Delivers Us Following God with Courage Exodus, Leviticus, Numbers, Joshua</p>	<p>God's Plan Who Jesus Is What Jesus Said Judges, Matthew, Luke, John, Galatians</p>	<p>Final Days of Jesus Jesus Conquers Death How Believers Live Psalms, Matthew, John, Acts, 2 Peter</p>	<p>Rules to Live By Who God Is Living Out Our Faith Exodus, Isaiah, Matthew, Mark, Luke, John, Acts, Ephesians, 1 Timothy, 2 Timothy, Philemon, 3 John</p>
MIDDLE SCHOOL 3 YEAR CYCLE	<p>Escaping Egypt God Delivers Us Following God with Courage Exodus, Numbers, Joshua, Judges, Ruth, John, Hebrews</p>	<p>God's Plan Who Jesus Is What Jesus Said 2 Samuel, Isaiah, Micah, Malachi, Matthew, Mark, Luke, John</p>	<p>Final Days of Jesus Jesus Conquers Death How Believers Live Matthew, John, Acts, 1 Corinthians</p>	<p>Rules to Live By Who God Is Living Out Our Faith Exodus, Isaiah, Matthew, Mark, Luke, John, Romans, Philippians, 2 Peter</p>
HIGH SCHOOL 3 YEAR CYCLE	<p>Escaping Egypt God Delivers Us Following God with Courage Joshua, Judges, 1 Samuel, 2 Samuel, 1 Kings, Amos, Jonah, Luke, John, Acts, 1 Corinthians, Hebrews</p>	<p>God's Plan Who Jesus Is What Jesus Said Matthew, Mark, Luke, John, Hebrews</p>	<p>Final Days of Jesus Jesus Conquers Death How Believers Live Mark, Luke, John, Acts, Romans, 1 Corinthians, 2 Corinthians, Ephesians, Colossians, 1 Thessalonians, 1 John</p>	<p>Rules to Live By Who God Is Living Out Our Faith Genesis, Exodus, Numbers, Deuteronomy, Psalms, Malachi, Matthew, Luke, John, Acts, Romans, 1 Corinthians, 2 Corinthians, Galatians, Ephesians, Colossians, 1 Peter, Hebrews, 1 John</p>
ADULT (ISSI) 6 YEAR CYCLE	<p>The Sovereignty of God (Studies in Isaiah, Hebrews, Revelation)</p>	<p>Creation: A Divine Cycle (Studies in Psalms, Luke, Galatians)</p>	<p>God Loves Us (Studies in Psalms, Joel, Jonah, John, Romans, Ephesians, 1 John)</p>	<p>God's Urgent Call (Studies in Exodus, Judges, Isaiah, Jeremiah, Ezekiel, Amos, Acts)</p>
ADULT (UTB) 8 YEAR CYCLE	<p>The Church (Acts)</p>	<p>In the Beginning (Genesis)</p>	<p>While We're Waiting (1&2 Thessalonians, Jude)</p>	<p>God's Fierce Love (Joel, Jonah, Amos, Hosea, Micah)</p>

BIBLE-IN-LIFE 2017—2018

SCOPE & SEQUENCE

	SEPTEMBER	DECEMBER	MARCH	JUNE
TODDLER/2 2 YEAR CYCLE	God Keeps Us Safe God Does Big Things Jesus Told Stories Genesis, Exodus, Joshua, 1 Samuel, Daniel, Jonah, Matthew, Luke	Jesus Is Born Jesus Grew This Is Jesus! Matthew, Mark, Luke, John	God Gives Us . . . Jesus Is Special God Made the World Genesis Exodus, 1 Samuel, Matthew, Mark, Luke, Romans	God Loves Families God Made Us At Church Genesis, Ruth, 1 Samuel, Job, Psalms, Proverbs, Mark, Acts, 2 Corinthians, Ephesians, Colossians
PRESCHOOL 2 YEAR CYCLE	God Gives Us Families God Gives Us Friends God Gives Us the Church Genesis, Ruth, 1 Samuel, 2 Kings, Matthew, Mark, Luke, John, Acts	Jesus Is God's Son God's Son Grew Up Jesus Did Good Things Deuteronomy, Matthew, Luke	God's Special Son God's Son Grew Up God Meets Our Needs Genesis, Exodus, Numbers, Deuteronomy, 1 Samuel, Psalms, Ecclesiastes, Song of Songs, Matthew, John, Hebrews	God Loves Us We Love God We Love Others Genesis, Exodus, Deuteronomy, 1 Kings, 2 Chronicles, Nehemiah, Matthew, Luke
EARLY ELEMENTARY 2 YEAR CYCLE	God Gives Us Families God Gives Us Friends God Gives Us the Church Exodus, Ruth, Mark, Luke, John, Acts	Jesus Is God's Son God's Son Grew Up Jesus Did Good Things Matthew, Mark, Luke, John	God's Special Son God's Wonderful World God Meets Our Needs Genesis, Exodus, 1 Samuel, 2 Kings, Psalms, Matthew, John, Hebrews	God Loves Us We Love God We Love Others Genesis, 1 Kings, 2 Kings, Psalms, Jonah, Matthew, Mark, Luke, Acts, 1 Corinthians, 2 Corinthians
ELEMENTARY 3 YEAR CYCLE	Good and Bad Choices Taking a Stand for God Following Wisdom 1 Samuel, 2 Samuel, 1 Kings, Nehemiah, Matthew, Hebrews	Willing to Serve Ready to Serve Power to Serve Mark, Luke, Acts, Romans, 2 Corinthians, Ephesians, Philippians, 2 Timothy	A Time for Decision A Time for Concern A Time for Courage 1 Kings, 2 Kings, Ezra, Daniel	Our Heavenly Father My Family My Church Family Genesis, 1 Samuel, 1 Chronicles, Daniel, Ezra, Matthew, Luke, John, 2 Chronicles, Ezra, 2 Corinthians, Ephesians
UPPER ELEMENTARY 3 YEAR CYCLE	Good and Bad Choices Taking a Stand for God Following Wisdom 1 Samuel, 2 Samuel, 1 Kings, 1 Chronicles, 2 Chronicles, Psalms	Willing to Serve Ready to Serve Power to Serve Matthew, Luke, Acts, Romans, Ephesians, Philippians, 2 Timothy, 1 John	A Time for Decision A Time for Concern A Time for Courage 1 Kings, 2 Kings, Ezra, Esther, Daniel, Amos, Jonah	Our Heavenly Father My Family My Church Family Genesis, Exodus, 1 Samuel, 1 Chronicles, 2 Chronicles, Ezra, Daniel, John, Acts, 2 Corinthians
MIDDLE SCHOOL 3 YEAR CYCLE	Good and Bad Choices Taking a Stand for God Following Wisdom 1 Samuel, 2 Samuel, 1 Kings, 2 Kings, 2 Chronicles, Nehemiah, Daniel, Malachi, Hebrews	Willing to Serve Ready to Serve Power to Serve Acts, Galatians, Philippians, 1 Thessalonians, 2 Timothy, Titus, 2 Peter	A Time for Decision A Time for Concern A Time for Courage Esther, Isaiah, Jeremiah, Ezekiel, Daniel, Hosea, Amos, Micah	Our Heavenly Father My Family My Church Family Deuteronomy, Joshua, 2 Chronicles, Ezra, Job, Psalms, Proverbs, Isaiah, Matthew, Luke, John, Acts, Romans, 1 Corinthians, Ephesians, Philippians, Colossians, 1 Thessalonians, 1 Timothy, 2 Timothy, Hebrews, 1 Peter, 2 John
HIGH SCHOOL 3 YEAR CYCLE	Good and Bad Choices Taking a Stand for God Following Wisdom Job, Psalms, Proverbs, Ecclesiastes, James	Willing to Serve Ready to Serve Power to Serve Acts, 1 Corinthians, Galatians, Ephesians, Revelation	A Time for Decision A Time for Concern A Time for Courage Esther, Nehemiah, Isaiah, Jeremiah, Daniel, Hosea, Amos, Micah, Ephesians, James, 1 Peter	Our Heavenly Father My Family My Church Family Deuteronomy, Nehemiah, Psalms, Matthew, Luke, Acts, Romans, 1 Corinthians, 2 Corinthians, Galatians, 2 Timothy, James, 1 John, Revelation
ADULT (ISSI) 6 YEAR CYCLE	Covenant with God (Studies in Genesis, Exodus, Numbers, 1 & 2 Samuel, Nehemiah, Jeremiah, Ezekiel, 1 Corinthians, Titus, Hebrews)	Faith in Action (Studies in Daniel, Matthew, Acts, Ephesians, Colossians, 1 Timothy, James)	Acknowledging God (Studies in Genesis, Exodus, Leviticus, 2 Chronicles, Psalms, Luke, John, 2 Corinthians, Hebrews, Revelation)	Justice in the New Testament (Studies in Matthew, Luke, Romans, 2 Corinthians, Colossians)
ADULT (UTB) 8 YEAR CYCLE	Good News for All (Luke)	Finding True Freedom (Exodus)	Being the Best for Christ (1 Corinthians)	Setting Boundaries for Living (Leviticus, Numbers, Deuteronomy)