

Miriam Helps Her Baby Brother

Bible Story based on Exodus 1:6—2:10

Lesson 1

Storytime

A Take-Home Paper
for Early Elementary



1. Miriam was watching her baby brother, Moses. He was in a basket floating on a river. His family hid him there so the king of Egypt wouldn't find him.



2. Miriam saw the king's daughter, the princess, come to the river. The princess found baby Moses. She felt sorry for him.



3. Miriam ran to the princess and asked, "Shall I get someone to help take care of the baby?" The princess did want someone to help.



4. Miriam brought her mother to the river. The princess gave baby Moses to his mother. Now the baby's family could keep Moses safe at home.

Kaden's Big Sister

"Why does Chloe have to go with me to the park?" asked Kaden. "Chloe is older. She can watch you," said Dad. Mom hugged Kaden. "We love you. We want you to be safe," she said.



Chloe and Kaden walked to the park. Kaden saw a squirrel and ran after it.

He climbed a fence to see better. His shirt got caught. "Help! I cannot get down," he cried. Chloe helped. Kaden said, "Thanks!" He jumped down and ran ahead.



"See how fast I can run!" he said. Chloe ran with Kaden all the way to the park. Then Kaden started to swing across the rings. "Look at me," he yelled. "Help! I'm falling." Kaden shouted. Chloe helped Kaden finish the rings.



Chloe pushed Kaden on the swing. When he fell, she helped him up. She tied his shoes. When he jumped in a puddle, Chloe cleaned the mud off Kaden's shoes.

At home, Dad asked, "Did you have fun?" "Yes," Kaden said. "I followed a squirrel. We ran to the park. I played on the rings. Chloe pushed me on the swings. I jumped in a mud puddle. Chloe helped me all the time. I'm glad she's my sister."

Chloe was glad Kaden was part of her family, too.



Talk Time

WHAT I LEARNED ABOUT GOD:

God wants people in families to care for one another.

Talk together about how Moses' family cared for him when he was a baby. How did Kaden's big sister Chloe care for him at the park? Discuss who is in your family and how you can help the people in your family. Thank God this week for each family member and how your family cares for each other.

Basket Weaving

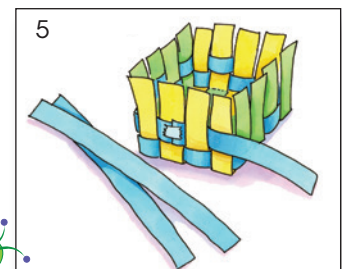
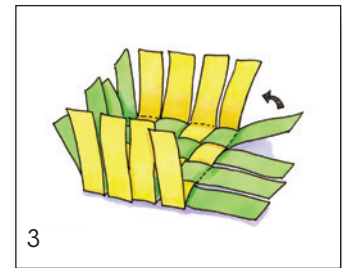
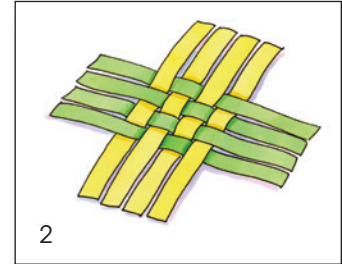
Weave baskets that will remind your family of how Moses' family cared for him. Have each one find an accessible place to put his or her basket. Throughout the week, encourage each family member to put notes or other special things in baskets for one another. Have fun creating a caring home environment!

You will need for each basket:


- Construction paper – 3 pieces in 3 different colors
- Glue stick or tape
- *Optional:* Stickers and markers

To make your woven basket:

1. Cut four 1" strips each from two pieces of construction paper.
2. Lay four strips of one color side by side on a flat surface and weave in the remaining four. Slide the strips together to make the bottom of the basket.
3. Fold the ends up.
4. Cut six 1" strips from the remaining piece of paper.
5. Glue or tape the end of a strip to the base of a spoke. Weave the strip in front and behind the spokes, around the basket. You will need two strips for each layer.
6. Glue or tape the end behind a spoke. Weave in the other strips, one above the other.
7. Fold the tops of the spokes into the basket and glue or tape down.
8. Put your name on the outside and decorate with markers and stickers.



What will YOU put in someone's basket?



Memory Verse

Let us love one another, for love comes from God.
1 John 4:7