

Elementary

# BIG BOOK

# of Bible Story Coloring Pages



Connect God's Word to kids' lives with application pictures!

Reproducible

# BIG BOOK

# of Bible Story Coloring Pages



BIG BOOK OF BIBLE STORY COLORING PAGES FOR ELEMENTARY KIDS

Published by David C Cook  
4050 Lee Vance Drive  
Colorado Springs, CO 80918 U.S.A.

David C Cook U.K., Kingsway Communications  
Eastbourne, East Sussex BN23 6NT, England

The graphic circle C logo is a registered trademark of David C Cook.

All rights reserved. Permission is granted to reproduce all pages in  
this book for ministry purposes only—not for resale.

All Scripture quotations are taken from the Holy Bible, NEW INTERNATIONAL  
VERSION®, NIV®. Copyright © 1973, 2011 by Biblica, Inc.® Used by permission.  
All rights reserved worldwide. NEW INTERNATIONAL VERSION® and NIV® are  
registered trademarks of Biblica, Inc. Use of either trademark for the offering  
of goods or services requires the prior written consent of Biblica, Inc.

ISBN 978-0-8307-7233-9

© 2017 David C Cook

Content included in this book was originally published in *Thru-the-Bible Coloring Pages Ages 6–8*  
by Standard Publishing in 2005 © Standard Publishing, ISBN 0-8307-4272-7.

Cover Design: James Hershberger  
Illustrator: Janet Skiles

Printed in the United States of America

1 2 3 4 5 6 7 8 9 10

072818

# Contents

Introduction . . . . .	7
Leading a Child to Christ. . . . .	8
Bible Learning Activities with Coloring Pages . . . . .	9

## Old Testament

<b>Genesis 1</b>	God Makes the World . . . . .	11
	God made the world. . . . .	12
<b>Genesis 1</b>	God Makes the Animals . . . . .	13
	God made all the animals. . . . .	14
<b>Genesis 1–2</b>	God Makes People . . . . .	15
	God made people. . . . .	16
<b>Genesis 6–7</b>	Noah Trusts and Obeys God . . . . .	17
	We should trust and obey God even when it's hard. . . . .	18
<b>Genesis 8–9</b>	God Keeps His Promise to Noah . . . . .	19
	We can trust God to keep His promises. . . . .	20
<b>Genesis 12–13</b>	Abraham's New Home . . . . .	21
	We should obey and show love to God. . . . .	22
<b>Genesis 13</b>	Abraham Follows God. . . . .	23
	We should follow God all of our lives. . . . .	24
<b>Genesis 15, 17–18, 21</b>	The Birth of Isaac . . . . .	25
	We can trust God to keep His promises. . . . .	26
<b>Genesis 24</b>	Abraham's Servant Asks for God's Help . . . . .	27
	We should ask God to help us know what to do. . . . .	28
<b>Genesis 26</b>	Isaac Listens to God. . . . .	29
	We can trust God to be with us. . . . .	30
<b>Genesis 28–33</b>	God Cares for Jacob. . . . .	31
	We can trust God to care for us. . . . .	32
<b>Genesis 37, 39</b>	Joseph Moves from Canaan to Egypt . . . . .	33
	God promises to give us hope. . . . .	34
<b>Genesis 41–43, 45</b>	Joseph Forgives and Helps His Family. . . . .	35
	God loves us. He promises to forgive us. . . . .	36

<b>Exodus 1–2, 6</b>	God Cares for Moses . . . . .	37
	God cares for us. . . . .	38
<b>Exodus 7–13</b>	God Cares for His People . . . . .	39
	God can do anything. . . . .	40
<b>Exodus 13–14</b>	God's People Cross the Red Sea. . . . .	41
	God is powerful. . . . .	42
<b>Exodus 16–17; Numbers 11</b>	God Gives Food and Water . . . . .	43
	God gives us what we need. . . . .	44
<b>Exodus 19–20, 24, 31–32</b>	God Gives Ten Rules. . . . .	45
	God gave rules that are good for us. . . . .	46
<b>Numbers 13–14</b>	12 Spies Explore Canaan . . . . .	47
	We can believe what God says. . . . .	48
<b>Deuteronomy 31, 34; Joshua 1</b>	God Is with Moses and Joshua . . . . .	49
	We know God is always with us. . . . .	50
<b>Joshua 5–6</b>	Joshua Obeys God at Jericho . . . . .	51
	We should choose to obey God. . . . .	52
<b>Joshua 24</b>	God's People Choose to Serve Him. . . . .	53
	We should choose to serve God. . . . .	54
<b>Judges 4</b>	Deborah and Barak. . . . .	55
	We can work together and obey God. . . . .	56
<b>Judges 6–7</b>	Gideon . . . . .	57
	We can be brave because God is with us. . . . .	58
<b>Ruth 1–2</b>	Naomi and Ruth . . . . .	59
	We should be faithful to God and others. . . . .	60
<b>1 Samuel 1</b>	Hannah. . . . .	61
	We should keep our promises to God. . . . .	62
<b>1 Samuel 2–3, 7</b>	God Talks to Samuel. . . . .	63
	We should listen to and obey God. . . . .	64
<b>1 Samuel 8–10</b>	Samuel Talks to God. . . . .	65
	God can help us make the right choices. . . . .	66
<b>1 Samuel 15</b>	Saul Chooses Not to Listen. . . . .	67
	We should always obey God. . . . .	68

<b>1 Samuel 16</b>	Samuel Anoints David as King . . . . . 69
	We can choose to obey God even when it's hard. . . . . 70
<b>1 Samuel 16–17</b>	God Helps David Do His Jobs . . . . . 71
	We can trust God to help us do our jobs. . . . . 72
<b>1 Samuel 17</b>	God Helps David Be Brave . . . . . 73
	God can help us be brave. . . . . 74
<b>1 Samuel 18–20</b>	Jonathan Is a Good Friend to David. . . . 75
	God helps us be good friends. . . . . 76
<b>1 Samuel 26</b>	David Chooses God's Way . . . . . 77
	God can help us treat others right. . . . . 78
<b>1 Kings 3–4</b>	Solomon Asks God for Wisdom . . . . . 79
	God hears us and can help us know right from wrong. . . . . 80
<b>1 Kings 17</b>	Elijah Trusts and Obey God . . . . . 81
	We can trust God to be with us. . . . . 82
<b>1 Kings 17</b>	God Provides for Elijah and a Woman in Zarephath . . . . . 83
	We can trust God to provide what we need. . . . . 84
<b>1 Kings 18</b>	God Shows His Power . . . . . 85
	We can trust an all-powerful God. . . . . 86
<b>2 Kings 4</b>	God Helps Elisha and a Family in Shunem . . . . . 87
	God sometimes provides in surprising ways. . . . . 88
<b>2 Kings 5</b>	Naaman Learns to Obey God . . . . . 89
	We should obey the one true God. . . . . 90
<b>2 Kings 20</b>	Hezekiah Asks for God's Help . . . . . 91
	God has the power to answer our prayers. . . . . 92
<b>2 Kings 22–23</b>	King Josiah Hears God's Word . . . . . 93
	God's Word tells us to follow God and obey His commands. . . . . 94
<b>2 Chronicles 20</b>	Jehoshaphat and God's People Pray and Worship God . . . . . 95
	God hears our prayers and worship. . . . 96
<b>2 Chronicles 33</b>	Manasseh Asks God for Forgiveness. . . 97
	God hears our prayers for forgiveness. . . . . 98

<b>Ezra 7, 9–10; Nehemiah 8</b>	Ezra Teaches God's Law. . . . . 99
	God's Word tells us to learn about God and worship Him. . . . . 100
<b>Nehemiah 1–2, 4, 6, 8</b>	Nehemiah and God's People Rebuild the Wall . . . . . 101
	God's Word tells us to trust in God's strength. . . . . 102
<b>Esther 2–5, 7–8</b>	God's People Pray for Queen Esther . . 103
	God's Word tells us to pray for and encourage others. . . . . 104
<b>Job 1–2, 42</b>	Job Trusts God. . . . . 105
	We should trust God even when bad things happen. . . . . 106
<b>Daniel 1</b>	Daniel and His Friends Choose God's Way . . . . . 107
	We should choose to live for God. . . . . 108
<b>Daniel 3</b>	Daniel's Friends Face a Fiery Furnace . 109
	We should worship only God. . . . . 110
<b>Daniel 6</b>	Daniel and the Lions' Den . . . . . 111
	We should pray to God. . . . . 112
<b>Jonah 1–3</b>	Jonah. . . . . 113
	We should choose to obey God. . . . . 114

## New Testament

<b>Luke 1</b>	Zechariah Praises God . . . . . 115
	God prepared to send His Son, Jesus, to the world. . . . . 116
<b>Luke 1</b>	An Angel Visits Mary . . . . . 117
	God sent His Son, Jesus. . . . . 118
<b>Luke 1</b>	Mary Rejoices . . . . . 119
	Jesus is the Son of God. . . . . 120
<b>Luke 2</b>	Jesus Is Born . . . . . 121
	God's Son, Jesus, was born. . . . . 122
<b>Luke 2</b>	Shepherds Tell about Jesus. . . . . 123
	Jesus is God's promised Son. . . . . 124
<b>Luke 2</b>	Shepherds Tell Others . . . . . 125
	We should tell others that Jesus is God's Son. . . . . 126

<b>Luke 2</b>	Simeon and Anna Thank God . . . . . 127	<b>John 6</b>	Jesus Feeds 5,000 . . . . . 159
	We should thank God for His Son, Jesus. . . . . 128		Jesus cares for us. He gives us what we need. . . . . 160
<b>Matthew 2</b>	Wise Men Worship Jesus . . . . . 129	<b>Matthew 14</b>	Jesus Walks on Water . . . . . 161
	We can worship God's Son, Jesus. . . 130		Jesus is God. He is always with us. . . 162
<b>Matthew 2</b>	Wise Men Worship Jesus . . . . . 131	<b>Mark 7</b>	Jesus Heals a Man Who Can't Hear . . 163
	We should worship Jesus. . . . . 132		Jesus has amazing power. . . . . 164
<b>Luke 2</b>	Jesus Grows Up. . . . . 133	<b>Matthew 17</b>	Jesus with Moses and Elijah. . . . . 165
	We should want to grow like God's Son, Jesus. . . . . 134		We can know that Jesus is God's Son. 166
<b>Matthew 3;</b>		<b>John 9</b>	Jesus Heals a Man Who Can't See . . 167
<b>John 1</b>	John Baptizes Jesus . . . . . 135		We should believe in Jesus. . . . . 168
	We can tell others that Jesus is God's Son. . . . . 136	<b>Luke 10</b>	Jesus Teaches about Helping . . . . . 169
<b>Matthew 4</b>	Satan Tempts Jesus . . . . . 137		Jesus wants us to help others. . . . . 170
	God's Word can help us obey Jesus, God's Son. . . . . 138	<b>Matthew 6;</b>	
<b>John 1</b>	Jesus' First Followers . . . . . 139	<b>Luke 11</b>	Jesus Teaches about Prayer . . . . . 171
	We should follow Jesus, God's Son. . 140		Jesus wants us to pray. . . . . 172
<b>John 3</b>	Jesus Teaches about God. . . . . 141	<b>Luke 12</b>	Jesus Teaches about Sharing . . . . . 173
	Jesus wants us to learn about God. . . 142		Jesus wants us to share. . . . . 174
<b>John 4</b>	Jesus and a Woman from Samaria . . 143	<b>Luke 10; John 11</b>	Jesus Brings Lazarus Back to Life. . . 175
	We should tell others about Jesus. . . 144		We know Jesus is all-powerful. . . . . 176
<b>John 4</b>	Jesus Heals an Official's Son . . . . . 145	<b>Luke 17</b>	Jesus and Ten Men with Leprosy . . . 177
	Jesus is God. He has power over everything. . . . . 146		Jesus can do great things. . . . . 178
<b>Mark 1; Luke 5</b>	Jesus Chooses Four Followers . . . . . 147	<b>Mark 10</b>	Jesus and the Children . . . . . 179
	We should choose to follow Jesus. . . 148		We know Jesus loves us. . . . . 180
<b>Mark 2</b>	Jesus and a Man Who Is Paralyzed . . 149	<b>Luke 19</b>	Jesus and Zacchaeus . . . . . 181
	We should help others know about Jesus. . . . . 150		We should be a friend like Jesus. . . . 182
<b>John 5</b>	Jesus Heals a Man at a Pool. . . . . 151	<b>John 12</b>	People Praise Jesus . . . . . 183
	Jesus sees people's needs. He can help them. . . . . 152		We should praise Jesus. . . . . 184
<b>Luke 7</b>	Jesus and a Woman Needing Forgiveness . . . . . 153	<b>Luke 22</b>	The Last Week . . . . . 185
	We should forgive others like Jesus. . 154		We should remember what Jesus did. 186
<b>Mark 4</b>	Jesus Stops a Storm . . . . . 155	<b>John 18–20</b>	Jesus Dies and Lives Again . . . . . 187
	Jesus has power over nature. . . . . 156		We should believe and follow Jesus. . 188
<b>Mark 5</b>	Jesus Heals a Woman and a Young Girl. . . . . 157	<b>Matthew 26–28</b>	Jesus Is Alive . . . . . 189
	Jesus is God. He knows everything. . . 158		Only Jesus has power over death. . . 190
		<b>Mark 16; Luke 24;</b>	
		<b>John 20–21</b>	Jesus Appears and Returns to Heaven 191
			We should tell others that Jesus is alive. . . . . 192
		<b>Acts 1–2</b>	Peter Preaches about Jesus . . . . . 193
			We can be part of the church. . . . . 194
		<b>Acts 3</b>	Peter and John at the Temple . . . . . 195
			We can be ready to tell about Jesus. . 196

<b>Acts 4</b>	Peter and John Speak Boldly . . . . .	197
	We can live boldly for Jesus. . . . .	198
<b>Acts 8</b>	Philip Teaches a Man from Ethiopia. . .	199
	We can know and understand God's Word. . . . .	200
<b>Acts 9</b>	Peter and Tabitha . . . . .	201
	We can serve others. . . . .	202
<b>Acts 9, 22</b>	Paul Begins to Follow Jesus . . . . .	203
	We should learn about Jesus. . . . .	204
<b>Acts 11, 13</b>	Paul and Barnabas Help Others Learn about Jesus . . . . .	205
	We should help others learn about Jesus. . . . .	206
<b>Acts 14</b>	Paul and Barnabas Tell about the Living God . . . . .	207
	We should help others know about God and His Son, Jesus. . . . .	208
<b>Acts 16</b>	Lydia Learns to Follow Jesus . . . . .	209
	We can learn to follow Jesus. . . . .	210
<b>Acts 16</b>	Paul and Silas Sing in Prison. . . . .	211
	We can tell about Jesus even when it's hard. . . . .	212
<b>Acts 21–22</b>	Paul Tells a Crowd about Jesus. . . . .	213
	We can tell others how Jesus helps us. . . . .	214
<b>Acts 27–28</b>	Paul Is Shipwrecked . . . . .	215
	We can tell about Jesus wherever we are. . . . .	216
<b>Acts 28; Philippians 1</b>	Paul Tells about Jesus in Rome. . . . .	217
	We can tell about Jesus in everyday places. . . . .	218

## Bible Memory Coloring Pages

<b>Genesis 1:1</b>	“In the beginning God created the heavens and the earth.” . . . . .	219
<b>Joshua 24:15</b>	“Choose for yourselves this day whom you will serve . . .” . . . . .	220

<b>Psalm 28:7</b>	“The LORD is my strength and my shield . . .” . . . . .	221
<b>Psalm 119:105</b>	“Your word is a lamp for my feet, a light on my path.” . . . . .	222
<b>Psalm 124:8</b>	“Our help is in the name of the LORD . . .” . . . . .	223
<b>Psalm 147:5</b>	“Great is our LORD and mighty in power . . .” . . . . .	224
<b>Matthew 28:6</b>	“He is not here; he has risen. . . .” . . . .	225
<b>Luke 2:10–11</b>	“Today in the town of David a Savior has been born . . .” . . . . .	226
<b>Luke 10:27</b>	“Love your neighbor as yourself.” . . . .	227
<b>John 15:12</b>	“Love each other as I have loved you.” . . . . .	228
<b>John 20:31</b>	“These are written that you may believe that Jesus is the Messiah . . .” .229	
<b>Acts 4:20</b>	“We cannot help speaking about what we have seen and heard.” . . . .	230
<b>Colossians 4:2</b>	“Devote yourselves to prayer, being watchful and thankful.” . . . . .	231
<b>Hebrews 13:8</b>	“Jesus Christ is the same yesterday and today and forever.” . . . . .	232
<b>1 Peter 3:15</b>	“Always be prepared to give an answer . . .” . . . . .	233
<b>1 Peter 5:7</b>	“Cast all your anxiety on him because he cares for you.” . . . . .	234
<b>2 Peter 3:18</b>	“Grow in the grace and knowledge of our Lord and Savior . . .” . . . . .	235
	Index . . . . .	236
	HeartShaper Early Elementary Scope & Sequence. . . . .	237

# Introduction

*Big Book of Bible Story Coloring Pages for Elementary Kids* includes Bible story pictures, application pictures, and Bible Memory pictures that correlate to the most popular Bible lessons for children.

A Bible story coloring page provides a quick and easy way to introduce a Bible story or help children review the story. Most of the application coloring pages feature modern-day children and will help learners take the Bible lesson home. The Bible memory coloring pages use simple and shortened verses that the children can easily remember and use.

Guided conversation is important in making any activity a Bible-learning activity. Use conversation about the coloring page the child is working on to focus the child's thoughts on retelling the Bible story, naming ways to follow the example in the picture, or remembering helpful Bible words.

While a simple coloring activity is fun for many children, consider making it part of a more active learning experience. The following pages suggest ways to use coloring pages in age-appropriate learning activities for your children.





# Leading a Child to Christ

One of the greatest privileges of serving in children's ministry is to help guide children to become members of God's family. Pray and ask God to prepare the kids you know to understand and receive the good news about Jesus. Ask God to give you the sensitivity and wisdom to communicate effectively and to be aware as opportunities occur.

When talking with children about salvation, use words and phrases they understand; never assume kids understand a concept just because they can repeat certain words. Avoid symbolic terms that will confuse literal-minded thinkers. As you watch and pray, you will see kids developing relationships with God.

Here are some questions you can ask and things you can discuss with a child who is interested in accepting Jesus as their Lord and Savior. Encourage the child to look up and read the Bible verses along with you.

Read John 3:16. **Why did God send Jesus to earth?** (God loved us so much that He wants us to have eternal life with Him.)

**First John 3:1 says that God wants us to be His children. But sin, doing wrong, separates us from God.** Read Romans 6:23. **What do you think should happen to us when we sin? (die) But what is God's gift to us?** (eternal life in Jesus)

**Jesus willingly died on the cross to take the punishment for our sins.** Read 1 Corinthians 15:3. **But Jesus didn't stay in the tomb. After three days, He came back to life! Jesus died so that we can live forever in heaven with Him.**

**Are you sorry for the wrong things that you've done? If you are, what should you do?** Read 1 John 1:9. **Our sins are wiped away when we're truly sorry for what we've done and when we turn to God.**

Read Ephesians 2:8. **How are we saved?** (by God's grace, through faith) **Christian faith is a life-long adventure here on earth. With Jesus as Lord of our lives, we build a life of submitting to God, following Jesus, and keeping in step with the Spirit.**

At this point, continue to talk with the child about accepting Jesus as Lord and Savior. Include what your church teaches about how this happens. If you have any questions about salvation, talk with your pastor or children's ministry leader.

**God wants every person to accept the free gift of eternal life that He's offering. What do you need to do about this?**

# Bible Learning Activities with Coloring Pages

## More Than Just Crayons

To vary the activities using this coloring book, you might want to incorporate some of the following ideas.

## Touch and Feel Pictures

Copy the coloring page and mount each child's page on poster board or tagboard. Provide one or more of the following items for children to glue to their pictures: rice, beans, cotton, glitter, fabric, felt, popped popcorn.

## Dry Rice Pictures

You will need four cups of uncooked rice, food coloring (red, green, blue, yellow), plastic bags, wax paper, four bowls, poster board or tagboard, glue. Put five drops of food coloring in each bag. Add one cup of rice to each bag. Seal and shake the bag to coat the rice. Pour the dyed rice onto wax paper and allow it to dry. Put dried rice into bowls. Copy a coloring page for each child and mount each one on poster board or tagboard. Children glue the dyed rice to their coloring pages.

## Classroom Big Book

Use a large piece of poster board for each page of the book. Allow children to choose what kind of a book to make, or provide each child a coloring page based on your teaching theme. Give children time to color their pages, and then mount one page on each piece of poster board. Ask each child to dictate a sentence or two for his or her page in the book. Print the child's dictation under the picture and let him or her finish the page with a border, stickers, or fun designs. Put the big book together with three large rings. Have fun reading the book together.

## Thematic Bulletin Board


Choose coloring pages based on a teaching theme. (See the index for Bible themes.) Let the children color the pages and add them to a bulletin board with an appropriate title. Consider cutting off the caption of the coloring page and allowing each child to dictate a sentence about the picture. Take pictures of your students and display each child's picture and name beside his or her coloring page. A bulletin board mounted low on the wall would be ideal for this activity.

## Bible Lesson Visual

Choose a coloring page that illustrates a story or application you want to teach. Enlarge the picture and enlist the help of older children to color it appropriately. Mount it and cover it with clear adhesive covering. Use the picture to introduce or review a story, or use the picture to talk about the lesson application. It will be sturdy enough for children to hold and pass around the story circle.

## Personal Coloring Books

Choose coloring pages based on the theme you are teaching. Copy ten different pages for each child. Make each child a personal coloring book; use staples, yarn, or folders to keep the pages together. Let the children take their coloring books home to encourage family coloring fun and Bible learning at home.




## Memory Verse Poster

Choose an appropriate Bible Memory coloring page and make a copy for each child. Let each child color the verse page and then mount the page on construction paper. Adding borders of popped popcorn, stickers, or fingerprints make the posters fun! Encourage children (and parents) to hang the poster in the child's room or play area.

## Puzzles

Copy, color, and mount on tagboard a coloring page that correlates to your teaching theme. Depending on the age of your students, cut the page into puzzle pieces (4–6 pieces for the youngest, 10–12 pieces for older children). Keep the pieces in a large resealable bag with an uncut coloring page. Many children will enjoy placing the pieces on the uncut page; others will want to work the puzzle without the uncut page.



## Place Mats

For special days and holidays, children can make place mats with coloring pages. Choose an appropriate picture to copy for each child. Pictures of creation work well for Thanksgiving, pictures of Jesus' birth certainly work for Christmas, and pictures of mothers or fathers with children work for Mother's Day and Father's Day. After children have colored their pages, mount each page on a large sheet of construction paper, leaving room on one side for writing. Allow each child to dictate a sentence about the picture. Print the child's sentence on the construction paper. (Examples: We celebrate Christmas because Jesus was born. Thank You, God, for fruit. Thank You, God, for my mother.) Finish decorating the place mats, and then cover them with clear adhesive covering.

## Prayer Time


Choose coloring pages that correlate to your teaching theme, or choose coloring pages that show a variety of things that show God's care. Display the pages and use them to focus the children's thoughts for prayer time. You might say: "This picture shows something that God made. Thank You, God, for fruit. Ethan, what would you like to thank God for this morning?" Or, "This picture shows a way that God cares for us. Megan, how does God care for you? Let's thank God right now."

## Act It Out

Choose coloring pages that illustrate ways to help others. Display one page on each wall of the room. Travel with your children to the first wall. Talk about the picture, and then ask everyone to act it out with a friend. Continue traveling around the room and acting out each picture.

## Beanbag Game

Tape together four to eight coloring pages that correlate to stories the children have learned. Place the grouped pictures on the floor. Give each child a turn to toss a beanbag at one of the pages and tell something about that Bible story.



## Three-Dimensional Picture


Make two copies of a picture for each of your students. Let students color both pictures and then cut out figures from one picture and glue them to the same spot on the uncut picture. Have students glue small folded pieces of paper in between to give pictures a three-dimensional look. You can also make pop-up pictures by gluing one end of an accordion-folded strip of paper to the cut-out picture and the other end to the uncut picture.


## Mosaic Picture


Have students make a mosaic picture by having them glue small pieces of torn construction paper to the picture using corresponding colors.

## Mail It Home

For absentees or for a fun way to contact visitors, mail the coloring pages home with a note to the child. Children love to get mail, especially mail with a special activity to complete.







Genesis 1

## God Makes the Animals

© 2018 David C Cook. Published by David C Cook. All rights reserved.

**Big Book of Bible Story**  
Coloring Pages for Elementary Kids

© David C Cook. Permission granted to photocopy for ministry purposes only.



# Index

## **Bible Stories**

### *Old Testament*

Abraham 21, 23, 27  
Creation 11, 13, 15  
Daniel 107, 109, 111  
David 69, 71, 73, 75, 77  
Deborah 55  
Elijah 81, 83  
Elisha 87  
Esther 103  
Ezra 99  
Gideon 57  
Hannah 61  
Hezekiah 91  
Isaac 25, 29  
Jacob 31  
Jehoshaphat 95  
Job 105  
Jonah 113  
Joseph 33, 35  
Joshua 49, 51  
Josiah 93  
Manasseh 97  
Moses and the Israelites 37, 39, 41,  
43, 45  
Naaman 89  
Nehemiah 101  
Noah 17, 19  
Ruth 59  
Samuel 63, 65  
Saul 67  
Shadrach, Meshach, Abednego 109  
Shunammite woman 87  
Solomon 79

### *New Testament*

Barnabas 205, 207  
Jesus and children 179  
Jesus and followers 139, 147  
Jesus' birth and childhood 117, 119, 121,  
123, 125, 127, 129, 131, 133

Jesus' example 135, 137, 143, 149,  
153, 181  
Jesus' death and resurrection 185,  
187, 189, 191  
Jesus' miracles 145, 149, 151, 153,  
155, 157, 159, 161, 163, 165, 167,  
175, 177  
Jesus' teaching 141, 169, 171, 173  
John 195, 197  
Lydia 209  
Peter 195, 197, 201  
Philip 199  
Paul 203, 205, 207, 211, 213, 215, 217  
Silas 211  
Tabitha 201  
The church 193  
Zechariah 115

## **Bible Themes**

Bible, learn or read 142, 200  
Believing 200  
Doing right 56, 58, 60, 62, 78, 104,  
106, 114  
Following 140, 148, 210  
Friends 76, 150, 182  
Forgiving 36, 154  
God and Jesus' love 180  
God made 12, 14, 16  
God's care 38, 50, 82, 162  
God's help 40, 44, 72, 74  
Helping 104, 170, 182, 208  
Jesus' birth 116, 118, 120, 122, 124,  
126, 128, 130, 132  
Jesus' power 146, 152, 156, 158, 162,  
164, 176, 178, 190  
Learning about God and Jesus 142, 204  
Obeying 18, 22, 46, 52, 56, 64, 66, 68,  
70, 90, 94, 114, 138  
Pleasing God 24, 60, 106, 108, 110, 112  
Praising God 116, 184  
Praying 80, 92, 96, 98, 112, 172  
Serving 54

Sharing 174

Telling about God and Jesus 124,  
126, 136, 144, 150, 192, 196, 198,  
206, 208, 212, 214, 216, 218  
Thanking God 84, 128  
Worshipping God 110, 130, 132

## **Bible Verses**

Creation 219  
God's care 234  
God's help 223  
Jesus' birth 226  
Loving 227–228  
Seeking 222  
Telling about Jesus 225, 230, 236  
Thanking God 231  
Trusting God 229, 234





# Early Elementary Scope & Sequence

## Fall Year 1

- God Makes the World (pp. 11–12)
- God Makes the Animals (pp. 13–14)
- God Makes People (pp. 15–16)
- Noah Trusts and Obeys God (pp. 17–18)
- God Keeps His Promise to Noah (pp. 19–20)
- Abraham's New Home (pp. 21–22)
- The Birth of Isaac (pp. 25–26)
- God Cares for Jacob (pp. 31–32)
- God Cares for Moses (pp. 37–38)
- God Cares for His People (pp. 39–40)
- God's People Cross the Red Sea (pp. 41–42)
- God Gives Food and Water (pp. 43–44)
- God Gives Ten Rules (pp. 45–46)

## Winter Year 1

- An Angel Visits Mary (pp. 117–118)
- Jesus Is Born (pp. 121–122)
- Shepherds Tell Others (pp. 125–126)
- Wise Men Worship Jesus (pp. 129–130)
- Jesus Grows Up (pp. 133–134)
- Jesus Chooses Four Followers (pp. 147–148)
- Jesus and the Children (pp. 179–180)
- Jesus Brings Lazarus Back to Life (pp. 175–176)
- Jesus and Ten Men with Leprosy (pp. 177–178)
- Jesus and a Woman from Samaria (pp. 143–144)
- Jesus and Zacchaeus (pp. 181–182)
- Jesus and a Woman Needing Forgiveness (pp. 153–154)
- Jesus and a Man Who Is Paralyzed (pp. 149–150)

## Spring Year 1

- The Last Week (pp. 185–186)
- Jesus Is Alive (pp. 189–190)
- Jesus Stops a Storm (pp. 155–156)
- Jesus Heals a Man Who Can't Hear (pp. 163–164)
- Jesus Heals a Man Who Can't See (pp. 167–168)
- Paul Begins to Follow Jesus (pp. 203–204)
- Paul and Barnabas Help Others Learn about Jesus (pp. 205–206)
- Paul and Barnabas Tell about the Living God (pp. 207–208)
- Lydia Learns to Follow Jesus (pp. 209–210)
- Paul and Silas Sing in Prison (pp. 211–212)
- Paul Tells a Crowd about Jesus (pp. 213–214)
- Paul Is Shipwrecked (pp. 215–216)
- Paul Tells about Jesus in Rome (pp. 217–218)

## Summer Year 1

- 12 Spies Explore Canaan (pp. 47–48)
- God Is with Moses and Joshua (pp. 49–50)
- Joshua Obeys God at Jericho (pp. 51–52)
- God's People Choose to Serve Him (pp. 53–54)
- Deborah and Barak (pp. 55–56)
- Gideon (pp. 57–58)
- Naomi and Ruth (pp. 59–60)
- Jonah (pp. 113–114)
- Hannah (pp. 61–62)
- God Talks to Samuel (pp. 63–64)
- Samuel Talks to God (pp. 65–66)
- Saul Chooses Not to Listen (pp. 67–68)
- Samuel Anoints David as King (pp. 69–70)