


BIG BOOK

of Bible Story Coloring Activities



BIG BOOK OF BIBLE STORY COLORING ACTIVITIES FOR ELEMENTARY KIDS

Published by David C Cook
4050 Lee Vance Drive
Colorado Springs, CO 80918 U.S.A.

David C Cook U.K., Kingsway Communications
Eastbourne, East Sussex BN23 6NT, England

The graphic circle C logo is a registered trademark of David C Cook.

All rights reserved. Permission is granted to reproduce all pages in
this book for ministry purposes only—not for resale.

All Scripture quotations are taken from the Holy Bible, NEW INTERNATIONAL VERSION®,
NIV®. Copyright © 1973, 2011 by Biblica, Inc.® Used by permission. All rights reserved worldwide.
NEW INTERNATIONAL VERSION® and NIV® are registered trademarks of Biblica, Inc. Use of either
trademark for the offering of goods or services requires the prior written consent of Biblica, Inc.

ISBN 978-0-8307-7230-8

© 2018 David C Cook

Content included in this book was originally published in *Bible Stories to Color & Tell Ages 6–8*
by Standard Publishing in 2005 © Standard Publishing, ISBN 0-8307-4272-7.

Cover Design: James Hershberger
Illustrator: Len Ebert

Printed in the United States of America

1 2 3 4 5 6 7 8 9 10

072817

Contents

Introduction	6
Leading a Child to Christ	8

Old Testament

Genesis 1	God Makes the World	10
	Creation Puzzle	11
Genesis 1	God Makes the Animals	13
	Animal Mobile	14
Genesis 1–2	God Makes People	15
	God Makes People Story Strips	16
Genesis 6–7	Noah Trusts and Obeys God	17
	Floating Ark Puppet	18
Genesis 8–9	God Keeps His Promise to Noah	19
	Rainbow Peel-a-Picture	20
Genesis 12–13	Abraham’s New Home	21
	Picture Pack Slide-a-Scene	22
Genesis 13	Abraham Follows God	23
	Choose and Pull	24
Genesis 15, 17–18, 21	The Birth of Isaac	26
Genesis 24	Stand-Up Puppets	27
	Abraham’s Servant Asks for God’s Help	28
	God Provides Travel Map	29
Genesis 26	Isaac Listens to God	31
	Isaac’s Wells	32
Genesis 28–33	God Cares for Jacob	33
	Jacob’s Journey Story Wheel	34
Genesis 37, 39	Joseph Moves from Canaan to Egypt	35
	Joseph’s Many Robes	36
Genesis 39, 41–43, 45	Joseph Forgives and Helps His Family	37
	Joseph and Brother Puppets	38
Exodus 1–2, 6	God Cares for Moses	39
	Moses Story Smush Book	40
Exodus 7–13	God Cares for His People	41
	Memory Plagues	42
Exodus 13–15	God’s People Cross the Red Sea	43
	Red Sea Pamphlet	44
Exodus 16–17; Numbers 11	God Gives Food and Water	45
	Feed Your Family Board Game	46

Exodus 19–20, 24, 31–32	God Gives Ten Rules	48
	3-D Mount Sinai	49
Numbers 13–14	12 Spies Explore Canaan	50
	Promised Land Pennant Scenes	51
Deuteronomy 31, 34; Joshua 1	God Is with Moses and Joshua	53
Joshua 5–6	Pop-Up Promised Land	54
	Joshua Obeys God at Jericho	55
	Jericho Folds!	56
Joshua 24	God’s People Choose to Serve Him	57
	Serving Box	58
Judges 4	Deborah and Barak	59
	Shield Scenes	60
Judges 6–7	Gideon	61
	Gideon’s Horn	62
Ruth 1–2	Naomi and Ruth	63
	Ruth Rebus	64
1 Samuel 1	Hannah	65
	Kneel and Walk Puppets	66
1 Samuel 2–4, 7	God Talks to Samuel	67
	Samuel and Eli Stick Puppets	68
1 Samuel 8–10	Samuel Talks to God	69
	Crown Scenes	70
1 Samuel 15	Saul Chooses Not to Listen	71
	Saul Disobeys Flip-Flap Book	72
1 Samuel 16	Samuel Anoints David as King	73
	Searching for David Card	74
1 Samuel 16–17	God Helps David Do His Jobs	75
	David’s Job Book	76
1 Samuel 17	God Helps David Be Brave	78
	David and Goliath Story Bag	79
1 Samuel 18–20	Jonathan Is a Good Friend to David	81
	Friendship Book	82
1 Samuel 26	David Chooses God’s Way	83
	David’s Decision Story Wheel	84
1 Kings 3–4	Solomon Asks God for Wisdom	85
	Solomon’s Prayer Peel-a-Picture	86
1 Kings 16–17	Elijah Trusts and Obeys God	87
	God Provides Pamphlet	88

1 Kings 17	God Provides for Elijah and a Woman in Zarephath89
	Jar Mobile90
1 Kings 18	God Shows His Power92
	Slide-a-Scene Altar93
2 Kings 4	God Helps Elisha and a Family in Shunem.94
	Back-to-Life Smush Book95
2 Kings 5	Naaman Learns to Obey God96
	Naaman Story Puppets97
2 Kings 19–20; 2 Chronicles 29–30	Hezekiah Asks for God’s Help98
	Hezekiah and Isaiah Puppets99
2 Kings 22–23	King Josiah Hears God’s Word100
	King Josiah Rebus101
2 Chronicles 20	Jehoshaphat and God’s People Pray and Worship God102
	Prayer Box103
2 Chronicles 33	Manasseh Asks God for Forgiveness. .104
	Chain Mobile105
Ezra 7, 9–10; Nehemiah 8	Ezra Teaches God’s Law106
Nehemiah 1–2, 4, 6, 8	Ezra’s Scroll Scenes107
	Nehemiah and God’s People Rebuild the Wall108
	Nehemiah Maze109
Esther 2–5, 7–8	God’s People Pray for Queen Esther . .110
	Esther Crown and Mordecai Hat111
Job 1–2, 38, 42	Job Trusts God112
	Job Time Line113
Daniel 1	Daniel and His Friends Choose God’s Way115
	Daniel’s Grocery Bag116
Daniel 3	Daniel’s Friends Face a Fiery Furnace . .118
	3-D Fiery Furnace119
Daniel 6	Daniel and the Lions’ Den121
	Daniel’s Flip-Flap Book122
Jonah 1–3	Jonah123
	Map of Jonah’s Travels124

New Testament

Luke 1	Zechariah Praises God127
	Zechariah and Elizabeth Story Strips . .128
Luke 1	An Angel Visits Mary129
	Angel and Mary Story Masks130
Luke 1	Mary Rejoices131
	Mary Praises God Rebus132
Luke 2	Jesus Is Born133
	Jesus’ Birth Pop-Up Card134
Luke 2	Shepherds Tell about Jesus135
	Sheep and Shepherd Scenes136
Luke 2	Shepherds Tell Others138
	Sheep Book139
Luke 2	Simeon and Anna Thank God140
	Simeon and Anna Fold-Out Card141
Matthew 2	Wise Men Worship Jesus142
	Wise Men Matching Game143
Matthew 2	Wise Men Worship Jesus144
	Stand-Up Star145
Luke 2	Jesus Grows Up147
	Jesus and Family Travel Map148
Matthew 3; John 1	John Baptizes Jesus150
Matthew 4	Fold-Down Baptism151
	Satan Tempts Jesus152
	Temptation Storybook153
John 1	Jesus’ First Followers155
	Followers Puppets156
John 3, 19	Jesus Teaches about God157
	Jesus Teaches Flip-Flap Book158
John 4	Jesus and a Woman from Samaria . . .159
	Story Well160
John 4	Jesus Heals an Official’s Son162
	Healing Story Box163
Mark 1; Luke 5	Jesus Chooses Four Followers164
	Four Followers Book165
Mark 2	Jesus and a Man Who Is Paralyzed. . .167
	Paralyzed Man Rebus168
John 5	Jesus Heals a Man at a Pool169
	Healing Story Smush Book170
Luke 7	Jesus and a Woman Needing Forgiveness171
	Perfume Jar Storybook172

Mark 4	Jesus Stops a Storm	173	Acts 3–4	Peter and John at the Temple	217
	Storm Story Pamphlet.	174		Temple Gate Puzzle.	218
Mark 5	Jesus Heals a Woman and a Young Girl	175	Acts 4	Peter and John Speak Boldly.	220
	Jesus Heals Peel-a-Picture	176		Speak Boldly Stand-Up Figures.	221
John 6	Jesus Feeds 5,000	177	Acts 8	Philip Teaches a Man from Ethiopia.	222
	Fish and Bread Mobile	178		Story Scroll	223
Matthew 14	Jesus Walks on Water	180	Acts 9	Peter and Tabitha	224
	Jesus and Peter Puppets.	181		Peter and Tabitha 3-D Scene.	225
Mark 7	Jesus Heals a Man Who Can't Hear	182	Acts 9, 22	Paul Begins to Follow Jesus	226
	Healing Storybook	183		Paul and Friends Finger Puppets	227
Matthew 17	Jesus with Moses and Elijah.	185	Acts 11, 13	Paul and Barnabas Help Others Learn about Jesus.	228
	Mountain Men	186		Go and Tell Sandals	229
John 9	Jesus Heals a Man Who Can't See.	187	Acts 14	Paul and Barnabas Tell about the Living God.	230
	Healing Time Line.	188		Paul and Barnabas Stand-Up Figures	231
Luke 10	Jesus Teaches about Helping	190	Acts 16	Lydia Learns to Follow Jesus	232
	Injured Man Story Mask	191		Lydia Matching Game.	233
Matthew 6;	Jesus Teaches about Prayer	192	Acts 16	Paul and Silas Sing in Prison.	235
Luke 11	Prayer Pop-Up Card	193		Prison Puzzle	236
Luke 12	Jesus Teaches about Sharing	194	Acts 21–22	Paul Tells a Crowd about Jesus.	237
	Story Barn	195		Paul Tells 3-D Scene.	238
Luke 10; John 11	Jesus Brings Lazarus Back to Life	196	Acts 27–28	Paul Is Shipwrecked	239
	Lazarus Box.	197		Shipwreck Mobile.	240
Luke 17	Jesus and Ten Men with Leprosy	198	Acts 28;	Paul Tells about Jesus in Rome.	241
	Ten Men Maze	199	Philippians 1	Paul Preaches Doorknob Hanger.	242
Mark 10	Jesus and the Children	201		Story Wheel Cover	243
	Jesus and the Children Flip-Flap Book	202		HeartShaper Early Elementary Scope & Sequence.	244
Luke 19	Jesus and Zacchaeus	203			
	Jesus and Zacchaeus Puppets.	204			
Matthew 21;	People Praise Jesus	205			
John 12	Praise Pamphlet	206			
Matthew 21, 27;	The Last Week	207			
Luke 19–22	Last Supper Slide Show	208			
John 18–20	Jesus Dies and Lives Again	209			
	Jesus Lives Story Wheel.	210			
Matthew 26–28	Jesus Is Alive	211			
	Jesus Is Alive Smush Book.	212			
Mark 16; Luke 24;	Jesus Appears and Returns to Heaven.	213			
John 20–21	Ascension Pop-Up Card	214			
Acts 1–2	Peter Preaches about Jesus	215			
	Peter Tells about Jesus Book	216			

Introduction

Big Book of Bible Story Coloring Activities for Elementary Kids includes Bible story pictures and related activities kids can do that correlate to the most popular Bible lessons for elementary children.


Coloring Pictures

Coloring pictures provide a quick and easy way to introduce a Bible story. These coloring pages can help young children develop fine-motor skills as they color, and will allow them to experiment with working toward a finished piece. While a simple coloring picture is fun for many children, consider making it part of a more active learning experience. Try one of these creative ideas for using coloring pictures as teaching tools to encourage more active learning for kids:

- **Touch and Feel Pictures**—Provide rice, beans, cotton, buttons, fabric, felt, or popcorn for kids to glue to their coloring pages.
- **Thematic Bulletin Boards**—Add specific coloring pictures based on a teaching theme to a bulletin board with an appropriate title.
- **Bible Lesson Visuals**—Enlarge a coloring picture that illustrates a story you are teaching. Use the picture to introduce or review a story.
- **Personal Coloring Books**—Copy about ten different coloring pages based on a theme you are teaching. Help children create their own coloring books using staples, yarn, or folders to keep the pages together.
- **Puzzles**—Mount a coloring picture on poster board and cut the page into puzzle pieces. Kids can work the puzzle as they review the Bible story.
- **Mosaic Pictures**—Have children glue small pieces of torn tissue paper or construction paper onto a coloring picture, rather than simply coloring the page.
- **Mail It Home**—Children love to get mail! Welcome a visitor or stay in touch with an absentee by mailing a coloring picture to a child's home address, along with a personal note to the child.

Activity Pages

The activities in this book were specifically designed so kids can complete them with little or no assistance. The activities teach kids to retell the Bible stories in their own words, using pictures and word clues that help them remember the order of important events. When kids retell Bible stories in their own words, they remember them long after they leave the classroom.



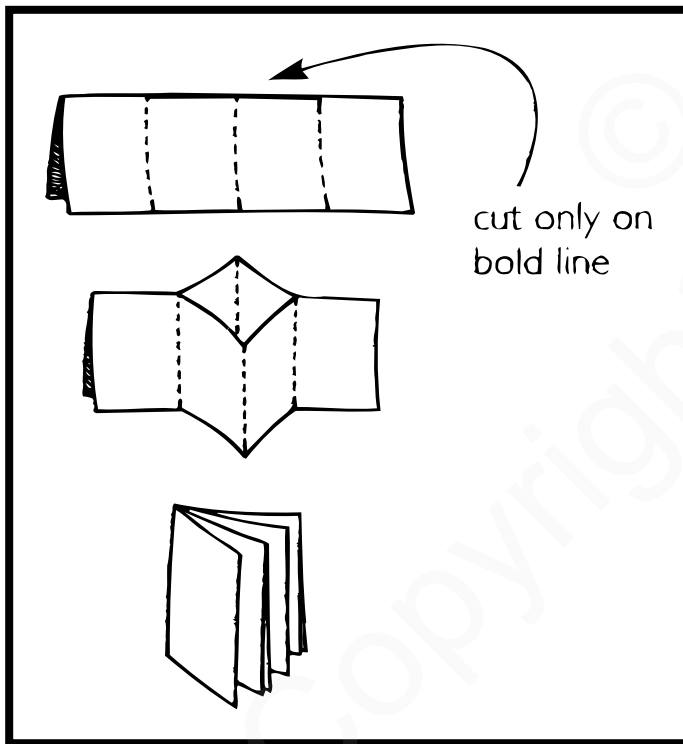
Special Activity Instructions

For some activities you will be directed to this page for assembly directions.

Smush Book Instructions

(pp. 40, 95, 170, 212)

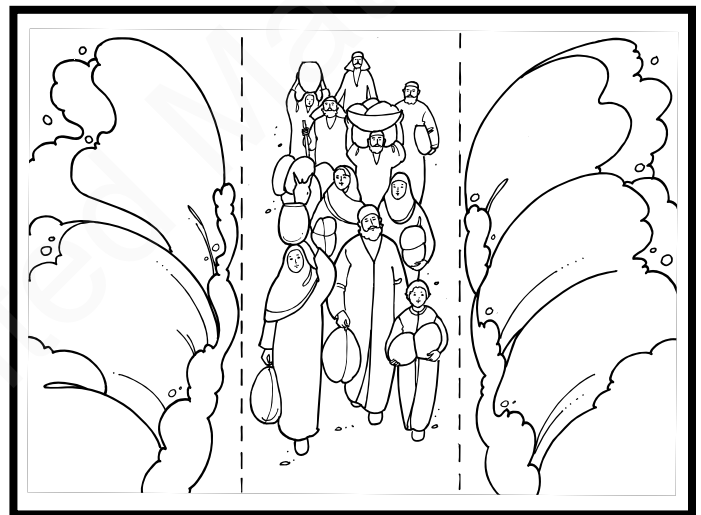
Make a copy of the activity for each child. Provide crayons and scissors. Color and cut out the smush book around the outside edge. Fold the pages to make a book, as illustrated. The numbers on each page of the book will help you determine the order of each fold.



cut only on bold line

Red Sea Pamphlet Instructions (p. 44)

Make a copy of the activity for each child. Provide crayons and scissors. Color and cut out the pamphlet around the outside edges (do not cut along the dotted lines). Color the back of the pamphlet blue to look like water. Lay the pamphlet in front of you with the picture facing up. Fold the right panel in on the dotted line so that it covers the center panel. Fold the left panel in on the dotted line so that it covers both the right and center panels. Open the left panel and then the right panel as you retell the story of God's people crossing the Red Sea.



Leading a Child to Christ

One of the greatest privileges of serving in children's ministry is to help guide children to become members of God's family. Pray and ask God to prepare the kids you know to understand and receive the good news about Jesus. Ask God to give you the sensitivity and wisdom to communicate effectively and to be aware as opportunities occur.

When talking with children about salvation, use words and phrases they understand; never assume kids understand a concept just because they can repeat certain words. Avoid symbolic terms that will confuse literal-minded thinkers. As you watch and pray, you will see kids developing relationships with God.

Here are some questions you can ask and things you can discuss with a child who is interested in accepting Jesus as their Lord and Savior. Encourage the child to look up and read the Bible verses along with you.

Read John 3:16. **Why did God send Jesus to earth?** (God loved us so much that He wants us to have eternal life with Him.)

First John 3:1 says that God wants us to be His children. But sin, doing wrong, separates us from God. Read Romans 6:23. **What do you think should happen to us when we sin?** (die) **But what is God's gift to us?** (eternal life in Jesus)

Jesus willingly died on the cross to take the punishment for our sins. Read 1 Corinthians 15:3. **But Jesus didn't stay in the tomb. After three days, He came back to life! Jesus died so that we can live forever in heaven with Him.**

Are you sorry for the wrong things that you've done? If you are, what should you do? Read 1 John 1:9. **Our sins are wiped away when we're truly sorry for what we've done and when we turn to God.**


Read Ephesians 2:8. **How are we saved?** (by God's grace, through faith) **Christian faith is a life-long adventure here on earth. With Jesus as Lord of our lives, we build a life of submitting to God, following Jesus, and keeping in step with the Spirit.**

At this point, continue to talk with the child about accepting Jesus as Lord and Savior. Include what your church teaches about how this happens. If you have any questions about salvation, talk with your pastor or children's ministry leader.

God wants every person to accept the free gift of eternal life that He's offering. What do you need to do about this?

Old Testament Bible Story Coloring Activities






Genesis 1: God Makes the World
Creation Puzzle



Supplies


- copy of the Creation Puzzle (preferably on white card stock) for each child
- crayons or markers
- scissors



Directions

Color and cut out each puzzle piece and assemble the puzzle according to the numbers on each piece. Color piece 1 a light color and piece 2 a dark color to show that God made light and darkness. The completed puzzle will form a circle. Use the puzzle to tell about what God made on days one through four of creation (each row equals one day).





Genesis 1: God Makes the Animals

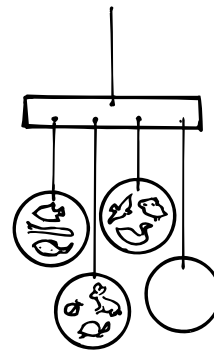
Animal Mobile

Supplies

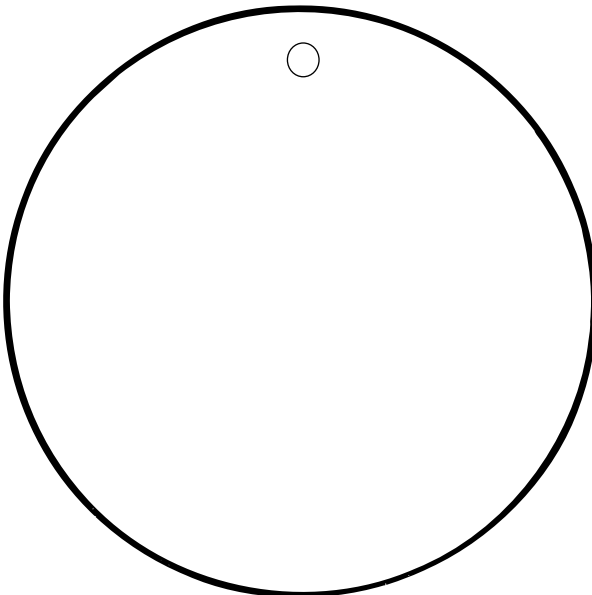


- copy of the Animal Mobile (preferably on white card stock) for each child
- crayons or markers
- scissors
- hole punch
- varying lengths of yarn (5 per student, any color)

Directions

Color the word strip and the three mobile pieces that show animal pictures. On the fourth mobile piece, draw and color your favorite animal. Cut out all the mobile pieces. Punch five holes in the word strip where the small circles are shown. Punch one hole at the top of each of the mobile pieces. Using varying lengths of yarn, tie each mobile piece to the word strip. Tie the fifth piece of yarn to the top center hole of the word strip and loop it at the top so the mobile can be hung. Use the mobile to tell about what God made on days five and six of creation.



God Makes the Animals





Early Elementary Scope & Sequence

Fall Year 1

- God Makes the World (pp. 10–12)
- God Makes the Animals (pp. 13–14)
- God Makes People (pp. 15–16)
- Noah Trusts and Obeys God (pp. 17–18)
- God Keeps His Promise to Noah (pp. 19–20)
- Abraham's New Home (pp. 21–22)
- The Birth of Isaac (pp. 26–27)
- God Cares for Jacob (pp. 33–34)
- God Cares for Moses (pp. 39–40)
- God Cares for His People (pp. 41–42)
- God's People Cross the Red Sea (pp. 43–44)
- God Gives Food and Water (pp. 45–47)
- God Gives Ten Rules (pp. 48–49)

Winter Year 1

- An Angel Visits Mary (pp. 129–130)
- Jesus Is Born (pp. 133–134)
- Shepherds Tell Others (pp. 138–139)
- Wise Men Worship Jesus (pp. 144–146)
- Jesus Grows Up (pp. 147–149)
- Jesus Chooses Four Followers (pp. 164–166)
- Jesus and the Children (pp. 201–202)
- Jesus Brings Lazarus Back to Life (pp. 196–197)
- Jesus and Ten Men with Leprosy (pp. 198–200)
- Jesus and a Woman from Samaria (pp. 159–161)
- Jesus and Zacchaeus (pp. 203–204)
- Jesus and a Woman Needing Forgiveness (pp. 171–172)
- Jesus and a Man Who Is Paralyzed (pp. 167–168)

Spring Year 1

- The Last Week (pp. 207–208)
- Jesus Is Alive (pp. 211–212)
- Jesus Stops a Storm (pp. 173–174)
- Jesus Heals a Man Who Can't Hear (pp. 182–184)
- Jesus Heals a Man Who Can't See (pp. 187–189)
- Paul Begins to Follow Jesus (pp. 226–227)
- Paul and Barnabas Help Others
Learn about Jesus (pp. 228–229)
- Paul and Barnabas Tell about the Living God (pp. 230–231)
- Lydia Learns to Follow Jesus (pp. 232–234)
- Paul and Silas Sing in Prison (pp. 235–236)
- Paul Tells a Crowd about Jesus (pp. 237–238)
- Paul Is Shipwrecked (pp. 239–240)
- Paul Tells about Jesus in Rome (pp. 241–242)

Summer Year 1

- 12 Spies Explore Canaan (pp. 50–52)
- God Is with Moses and Joshua (pp. 53–54)
- Joshua Obeys God at Jericho (pp. 55–56)
- God's People Choose to Serve Him (pp. 57–58)
- Deborah and Barak (pp. 59–60)
- Gideon (pp. 61–62)
- Naomi and Ruth (pp. 63–64)
- Jonah (pp. 123–125)
- Hannah (pp. 65–66)
- God Talks to Samuel (pp. 67–68)
- Samuel Talks to God (pp. 69–70)
- Saul Chooses Not to Listen (pp. 71–72)
- Samuel Anoints David as King (pp. 73–74)