


**Early  
Childhood**

# **BIG BOOK**

# **of Bible Story Coloring Activities**




**Children become Bible storytellers!**

**Reproducible**

**Early  
Childhood**

# **BIG BOOK**

## **of Bible Story Coloring Activities**



David©Cook<sup>®</sup>  
transforming lives together

[www.davidcook.com](http://www.davidcook.com)  
© 2018 David C Cook. Published by David C Cook. All rights reserved.

BIG BOOK OF BIBLE STORY COLORING ACTIVITIES FOR EARLY CHILDHOOD

Published by David C Cook  
4050 Lee Vance Drive  
Colorado Springs, CO 80918 U.S.A.

David C Cook U.K., Kingsway Communications  
Eastbourne, East Sussex BN23 6NT, England

The graphic circle C logo is a registered trademark of David C Cook.  
All rights reserved. Permission is granted to reproduce all the coloring pages

and activities in this book for ministry purposes only—not for resale.

Scripture taken from the International Children's Bible®. Copyright © 1986, 1988,  
1999 by Thomas Nelson, Inc. Used by permission. All rights reserved.

ISBN 978-0-8307-7248-3

© 2018 David C Cook

The content included in this book was originally published in *Bible Stories to Color & Tell Ages 3–6* by Standard Publishing in 2005 © Standard Publishing, ISBN 978-0-7847-1770-0.

Cover Design: James Hershberger  
Illustrator: Daniel A. Grossmann

Printed in the United States of America

1 2 3 4 5 6 7 8 9 10

082717

# Contents

	Introduction . . . . .	6			
<b>Genesis 1</b>	God Made the Sky and Earth. . . . .	8	<b>Exodus 3, 7–13</b>	Moses Leads God’s People. . . . .	45
	Creation Square . . . . .	9	<b>Exodus 13–15</b>	Moses Spinner Game . . . . .	46
<b>Genesis 1</b>	God Made Fish and Birds . . . . .	10		God’s People Cross the Red Sea. . . . .	47
	Fish and Birds Pop-Up Card . . . . .	11	<b>Exodus 16–17</b>	Red Sea Pamphlet . . . . .	48
<b>Genesis 1</b>	God Made Animals . . . . .	12		God Provides for His People . . . . .	49
	Animal Flip-Flap Book . . . . .	13	<b>Exodus 19–20,</b>	God Provides Flip Flap Book . . . . .	50
<b>Genesis 1</b>	God Made a World for People . . . . .	15	<b>24, 32</b>		
	Creation Storybook. . . . .	16		God Gives Ten Rules. . . . .	51
<b>Genesis 1</b>	God Made People . . . . .	17	<b>Numbers 13–14</b>	Commandments Puzzle . . . . .	52
	People Story Wheel . . . . .	18		Joshua and Caleb . . . . .	53
<b>Genesis 1–2</b>	God Made Adam and Eve . . . . .	20	<b>Joshua 1, 3–4</b>	Spy Matching Game . . . . .	54
	Adam and Eve Booklet . . . . .	21		God’s People Cross the Jordan River . . . . .	55
<b>Genesis 1–2;</b>			<b>Joshua 6</b>	Jordan Crossing Card . . . . .	56
<b>Proverbs 20</b>	God Made My Senses. . . . .	23		The Fall of Jericho . . . . .	57
	Five Senses Flash Cards. . . . .	24	<b>Joshua 24</b>	Jericho Trumpets . . . . .	58
<b>Genesis 1–2;</b>				Joshua Talks to God’s People . . . . .	59
<b>Psalms 8, 139;</b>			<b>Judges 6–7</b>	Joshua Mask . . . . .	60
<b>Matthew 10</b>	God Made Me Special. . . . .	26		Gideon Leads God’s Army . . . . .	61
	Fill-In a Face . . . . .	27	<b>Ruth 1–2</b>	Gideon’s Shield . . . . .	62
<b>Genesis 6–7</b>	Noah Builds a Boat . . . . .	29		Ruth Makes Good Choices . . . . .	63
	Floating Ark Puppet. . . . .	30	<b>1 Samuel 1–3</b>	Ruth Story Puppets. . . . .	64
<b>Genesis 7–9</b>	Noah and the Flood. . . . .	31		Samuel as a Boy . . . . .	65
	Animal Memory Game . . . . .	32	<b>1 Samuel 3,</b>	Samuel and Eli Hand Puppets . . . . .	66
<b>Genesis 12</b>	Abram Moves. . . . .	33	<b>8–10, 12</b>		
	Story Case . . . . .	34		Samuel Serves God All His Life. . . . .	67
<b>Genesis 13</b>	Abram and Lot . . . . .	35	<b>1 Samuel 16</b>	Scroll Mobile . . . . .	68
	Abram and Lot Finger Leg Puppets . . . . .	36		David Plays for Saul . . . . .	70
<b>Genesis</b>			<b>1 Samuel 17</b>	David’s Harp. . . . .	71
<b>17–18, 21</b>	Abraham and Sarah Have a Baby . . . . .	37		David Meets Goliath . . . . .	73
	Family Photo Album . . . . .	38	<b>1 Samuel 18, 20</b>	David and Goliath Puppets . . . . .	74
<b>Genesis 37, 39</b>	Joseph as a Boy. . . . .	39		David and Jonathan . . . . .	75
	Joseph Puppet . . . . .	40	<b>2 Samuel 9</b>	Window Scenes . . . . .	76
<b>Genesis 39,</b>				David and Mephibosheth. . . . .	77
<b>41–42, 45, 47</b>	Joseph Serves God All His Life. . . . .	41	<b>2 Samuel 22;</b>	David’s Kindness Doorknob Hanger . . . . .	78
	Pyramid of Service . . . . .	42	<b>Psalms 4–5, 23,</b>		
<b>Exodus 2</b>	Moses Is Born . . . . .	43	<b>100, 122</b>	David Sings to God. . . . .	79
	Baby Basket . . . . .	44		David’s Song Scroll . . . . .	80

<b>1 Kings 3–4</b>	Solomon Prays to Know What Is Right . . . . . 81
	Crown Scenes . . . . . 82
<b>1 Kings 5–8</b>	Solomon Builds the Temple. . . . . 83
	Unfolding Temple . . . . . 84
<b>1 Kings 17</b>	Elijah Is Fed by Ravens. . . . . 86
	Ravine Picture Pocket. . . . . 87
<b>1 Kings 17</b>	Elijah Helps a Widow . . . . . 89
	Widow’s Jars . . . . . 90
<b>1 Kings 17</b>	Elijah Helps a Widow’s Son . . . . . 91
	Celebration Banner . . . . . 92
<b>1 Kings 18</b>	Elijah and the Prophets of Baal . . . . . 93
	Fire from Heaven Card . . . . . 94
<b>2 Kings 4</b>	Elisha and a Widow’s Oil. . . . . 95
	Jar Collage Penny Toss. . . . . 96
<b>2 Kings 4</b>	Elisha and a Shunammite Family. . . . . 98
	Roof Room Stand-Up Scene. . . . . 99
<b>2 Kings 4</b>	Elisha and the Shunammite’s Son. . . . . 100
	Shunammite Family Stick Puppets . . . . . 101
<b>2 Kings 5</b>	Elisha and Naaman. . . . . 102
	Elisha and Naaman Finger Puppets . . . . . 103
<b>2 Kings 22–23</b>	Josiah Reads God’s Word. . . . . 104
	Josiah Story Wheel. . . . . 105
<b>2 Chronicles 17, 20</b>	Jehoshaphat Asks for God’s Help . . . . . 107
	Praying Hands Book . . . . . 108
<b>Nehemiah 1–2, 4, 6</b>	Nehemiah Rebuilds the Wall . . . . . 109
	Wall Mobile . . . . . 110
<b>Esther 2–5, 7–8</b>	Esther Helps God’s People . . . . . 112
	Esther Crown and Mordecai Hat . . . . . 113
<b>Daniel 1</b>	Daniel and His Friends Obey God . . . . . 114
	Daniel Placemats . . . . . 115
<b>Daniel 3</b>	Daniel’s Friends Worship Only God . . . . . 116
	Fiery Furnace Pop-Up Card . . . . . 117
<b>Daniel 5</b>	Daniel and the Handwriting on the Wall . . . . . 118
	Chain Necklace. . . . . 119
<b>Daniel 6</b>	Daniel and the Lions’ Den . . . . . 120
	Daniel and Lion Puppets . . . . . 121
<b>Jonah 1–3</b>	Jonah Tells about God . . . . . 122
	Bag Whale . . . . . 123

## New Testament

<b>Matthew 1;</b>	
<b>Luke 1</b>	An Angel Announces Jesus’ Birth . . . . . 125
	Good News Envelope . . . . . 126
<b>Matthew 1;</b>	
<b>Luke 1</b>	An Angel Brings Special News . . . . . 127
	Special News Story Bag . . . . . 128
<b>Luke 1, 2</b>	Jesus Is Born . . . . . 129
	Jesus’ Birth Picture Pocket. . . . . 130
<b>Luke 2</b>	A Special Baby Is Born . . . . . 132
	Lift-and-Look Stable Scenes . . . . . 133
<b>Luke 2</b>	Shepherds Hear Special News . . . . . 134
	Shepherd’s Special News Book. . . . . 135
<b>Luke 2</b>	Shepherds Visit Jesus. . . . . 136
	Shepherds Visit Pamphlet. . . . . 137
<b>Luke 2</b>	Simeon and Anna See Jesus. . . . . 138
	Simeon and Anna Puzzle. . . . . 139
<b>Matthew 2</b>	Wise Men Worship a Special Baby . . . . . 140
	Wise Men Stand-Up Scene . . . . . 141
<b>Matthew 2</b>	Wise Men Worship Jesus . . . . . 143
	Star Pennant. . . . . 144
<b>Luke 2</b>	Jesus as a Boy. . . . . 145
	Jesus as a Boy Book . . . . . 146
<b>Matthew 3;</b>	
<b>Mark 1</b>	Jesus Is Baptized . . . . . 147
	Fold-Down Baptism . . . . . 148
<b>Matthew 4</b>	Jesus Is Tempted . . . . . 149
	Jesus Says No! . . . . . 150
<b>John 1</b>	Two Friends Follow Jesus . . . . . 151
	Following Friends Hand Puppets . . . . . 152
<b>John 4</b>	Jesus and a Woman from Samaria . . . . . 153
	Well Mobile. . . . . 154
<b>John 4</b>	Jesus Heals an Official’s Son . . . . . 156
	Jesus and Official Finger Leg Puppets . . . . . 157
<b>Matthew 4</b>	Jesus Begins to Teach . . . . . 158
	Toss, Travel, and Teach. . . . . 159
<b>Luke 5</b>	Fishermen Follow Jesus . . . . . 161
	Fishermen Finger Puppets. . . . . 162
<b>Mark 2; Luke 5</b>	Jesus Heals a Man Who Could Not Walk . . . . . 163
	Four Friends Four-Fold Book . . . . . 164

<b>Matthew 9;</b>			
<b>Luke 5</b>	Jesus and Matthew . . . . .	165	
	Meal Time Story Wheel . . . . .	166	
<b>Matthew 5–7</b>	Jesus Teaches about Pleasing God . . .	167	
	Pleasing God Pop-Up Card . . . . .	168	
<b>Matthew 6;</b>			
<b>Mark 12</b>	Jesus Teaches about Giving . . . . .	169	
	Giving Container . . . . .	170	
<b>Matthew 8;</b>			
<b>Luke 7</b>	Jesus Heals the Soldier’s Servant . . .	171	
	Soldier Story Mask . . . . .	172	
<b>Luke 7</b>	Jesus Brings a Young Man Back to Life . . . . .	173	
	City Gate Story Bag . . . . .	174	
<b>Mark 4</b>	Jesus Stops a Storm . . . . .	175	
	Fold-Away Storm . . . . .	176	
<b>Luke 8</b>	Jesus Heals a Young Girl . . . . .	177	
	Unfolding Healing Scene . . . . .	178	
<b>John 6</b>	Jesus Feeds a Crowd . . . . .	179	
	Feed a Crowd Memory Game . . . . .	180	
<b>Mark 6; John 6</b>	Jesus Walks on Water . . . . .	181	
	Walk along Jesus . . . . .	182	
<b>Mark 7</b>	Jesus Heals a Man Who Could Not Hear or Speak . . . . .	184	
	Speak and Hear Spinning Scenes . . .	185	
<b>John 9</b>	Jesus Heals a Man Born Blind . . . . .	186	
	Man Born Blind Book . . . . .	187	
<b>Matthew 7;</b>			
<b>Luke 10</b>	Jesus Teaches about Helping . . . . .	188	
	Helping Hands Picture Pocket . . . . .	189	
<b>Luke 10</b>	Mary and Martha Follow Jesus . . . . .	191	
	Jesus and Martha Puppets . . . . .	192	
<b>Matthew 6;</b>			
<b>Luke 11</b>	Jesus Teaches about Praying . . . . .	193	
	Doorknob Prayer Hanger . . . . .	194	
<b>Luke 12</b>	Jesus Teaches about Sharing . . . . .	195	
	Sharing Placemat . . . . .	196	
<b>John 11</b>	Jesus Brings Lazarus Back to Life . . .	197	
	Lazarus Lives Flip-Flap Book . . . . .	198	
<b>Luke 17</b>	Jesus Heals Ten Men . . . . .	199	
	Ten Men Finger Puppets . . . . .	200	
<b>Mark 10</b>	Jesus and the Children . . . . .	201	
	Jesus and Children Stick Puppets . . .	202	
<b>Mark 10; Luke 18</b>	Bartimaeus Follows Jesus . . . . .	203	
	Bartimaeus Follows Finger Leg Puppets . . . . .	204	
<b>Luke 19</b>	Jesus and Zacchaeus . . . . .	205	
	Jesus and Zacchaeus Puppets . . . . .	206	
<b>Matthew 21</b>	A Crowd Welcomes Jesus . . . . .	207	
	Welcome Puzzle . . . . .	208	
<b>Mark 11</b>	People Praise Jesus . . . . .	209	
	People Praise Pop-Up Card . . . . .	210	
<b>Matthew 28</b>	Jesus Is Alive! . . . . .	211	
	Tell All Megaphone . . . . .	212	
<b>John 21</b>	Jesus Lives! . . . . .	213	
	Fixin’ Fish Flip-Flap Book . . . . .	214	
<b>Acts 2</b>	Peter Preaches about Jesus . . . . .	215	
	Peter’s Megaphone . . . . .	216	
<b>Acts 2, 4</b>	The Church Follows Jesus . . . . .	217	
	Church Storybook . . . . .	218	
<b>Acts 3</b>	Peter and John at the Temple . . . . .	220	
	Healed Man Matching Game . . . . .	221	
<b>Acts 8</b>	Philip Tells about Jesus . . . . .	222	
	Philip Tells Triangle . . . . .	223	
<b>Acts 9</b>	Saul Begins to Follow Jesus . . . . .	224	
	Saul Story Wheel . . . . .	225	
<b>Acts 9</b>	Peter and Tabitha . . . . .	226	
	Peter and Tabitha Hand Puppets . . . .	227	
<b>Acts 12</b>	The Church Prays for Peter in Prison . . . . .	228	
	Praying for Peter Storybook . . . . .	229	
<b>Acts 16</b>	Lydia Follows Jesus . . . . .	231	
	Lydia Follows Story Pamphlet . . . . .	232	
<b>Acts 16</b>	The Jailer Follows Jesus . . . . .	233	
	Jailer’s Sword and Shield Scenes . . .	234	
<b>Acts 28;</b>			
<b>Ephesians 4, 6;</b>			
<b>Philippians 1–2;</b>			
<b>Colossians 4</b>	Paul Helps People Follow Jesus . . . .	235	
	Paul Mask . . . . .	236	
	HeartShaper Preschool/Pre-K & K Scope & Sequence . . . . .	237	

# Introduction

*Big Book of Bible Story Coloring Activities for Early Childhood* includes Bible story pictures and related activities children can complete that correlate to favorite Bible stories of preschool, pre-K, and kindergarten children.

## Coloring Pictures

Coloring pictures provide a quick and easy way to introduce a Bible story. These coloring pages will help young children develop fine-motor skills as they color and will allow them to experiment with working toward a finished piece. While a simple coloring picture is fun for many children, consider making it part of a more active learning experience. Try one of these creative ideas for using coloring pictures as a teaching tool to encourage more active learning for kids:

- **Touch and Feel Pictures**—Provide rice, beans, cotton, glitter, fabric, felt, or popcorn for children to attach to their coloring pages using glue.
- **Thematic Bulletin Boards**—Add specific coloring pictures based on a teaching theme to a bulletin board with an appropriate title.
- **Bible Lesson Visuals**—Enlarge a coloring picture that illustrates a story you are teaching. Use the picture to introduce or review a story.
- **Personal Coloring Books**—Copy 10 to 15 different coloring pages based on a theme you are teaching. Help children create their own coloring books using tape, yarn, or folders to keep the pages together.
- **Puzzles**—Mount a coloring picture on card stock and cut the page into puzzle pieces. Kids can work the puzzle as they review the Bible story.
- **Mosaic Pictures**—Have children glue small pieces of torn construction paper to a coloring picture rather than simply coloring the page.

- **Mail It Home**—Children love to get mail! Welcome a visitor or stay in touch with an absentee by mailing a coloring picture to a child's home address with a personal note to the child attached to the page.

## Activity Pages

The activities in this book teach kids to retell the Bible stories in their own words using pictures that help them remember the order of important events. When children retell Bible stories in their own words, they remember them long after they leave the classroom.

Because the fine-motor skills are developing rapidly at this age level and can vary greatly, some activities in this book are designed to be simpler for younger children and some are more challenging for older children. The activities were specially designed so children can complete them with little assistance from the teacher and cutting patterns follow a simple design so children learning to cut will be successful!

## Special Activity Instructions

Some of the activities in this book require a full page for the activity itself. For those activities you will be directed to this page for assembly directions.





# Creation Square


## Supplies

- copy of the Creation Square (1 per child)
- crayons or washable markers
- scissors


## Directions

Help children color each of the four scenes. Direct them to color scene 1 a light color above the dotted line and a dark color below the dotted line to show that God created light and dark. Help children cut out the square along the outside solid edge only

(do not cut apart individual squares). Children can color the back of the square using their favorite colors.



Fold each smaller scene square along the dotted line so the pictures are folded inside. Children open each scene as they tell what God made on days one to four of creation.



Genesis 1

## God Made the Sky and Earth

© 2018 David C Cook. Published by David C Cook. All rights reserved.

Big Book of Bible Story  
Coloring Activities for Early Childhood

© David C Cook. Permission granted to photocopy for ministry purposes only.




## Fish and Birds Pop-Up Card

### Supplies

- copy of the Fish and Birds Pop-up Card (1 per child)
- crayons or washable markers
- scissors
- glue (*optional*)
- construction paper (any color, *optional*)


### Directions

Help children color the pop-up cards. Cut out the cards along the solid outside lines. Fold each card in half along the



dotted line while folding the pop-up piece along the dotted lines. The pop-up piece should fold inside the card and will pop up when the card is opened. Children can use the cards to tell how God made fish and birds. Children can also count the fish and birds as a reminder that God made fish and birds on day five of creation.

*Optional: Before folding the card, attach it to a piece of colored construction paper for a firm backing.*




Genesis 1

**God Made Fish and Birds**

© 2018 David C Cook. Published by David C Cook. All rights reserved.

**Big Book of Bible Story**  
Coloring Activities for Early Childhood


© David C Cook. Permission granted to photocopy for ministry purposes only.



# Animal Flip-Flap Book

## Supplies

- copy of the Animals Flip-Flap Book and word pieces (1 per child; continued on p. 14)
- crayons or washable markers
- scissors
- construction paper (any color, 1 sheet per child)
- glue sticks



## Directions

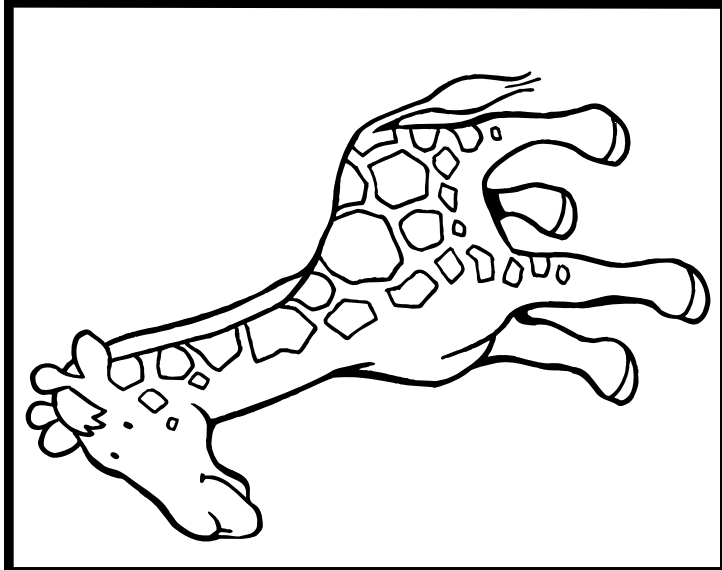




Help children color and cut out the animals and word pieces on the solid lines. Fold a piece of construction paper in half lengthwise. Cut the top flap of the paper into three equal sections stopping the cut at the fold line (each flap should be 4" wide; see the example). Glue the word pieces to the front of the flaps (one per flap so it reads "God Made Animals" when the flaps are closed). Lift the three flaps and glue the six animals inside the flaps (glue three to the inside top and three to the inside bottom; see the example). Children can use the flip-flap books to tell about the different animals God made. They can count the animals (six total) as a reminder that God made animals on the day six of creation.

God

Made

Animals

# Animal Flip-Flap Book (continued)





# Preschool/Pre-K & K Scope & Sequence

## Fall Year 1

- God Made the Sky and Earth (pp. 8–9)
- God Made Fish and Birds (pp. 10–11)
- God Made Animals (pp. 12–14)
- God Made People (pp. 17–19)
- Noah Builds a Boat (pp. 29–30)
- Noah and the Flood (pp. 31–32)
- Abram Moves (pp. 33–34)
- Abram and Lot (pp. 35–36)
- Abraham and Sarah Have a Baby (pp. 37–38)
- Joseph as a Boy (pp. 39–40)
- Joseph Serves God All His Life (pp. 41–42)
- Samuel as a Boy (pp. 65–66)
- Samuel Serves God All His Life (pp. 67–69)

## Winter Year 1

- An Angel Announces Jesus' Birth (pp. 125–126)
- Jesus Is Born (pp. 129–131)
- Shepherds Visit Jesus (pp. 136–137)
- Simeon and Anna See Jesus (pp. 138–139)
- Wise Men Worship Jesus (pp. 143–144)
- Jesus as a Boy (pp. 145–146)
- Jesus Is Baptized (pp. 147–148)
- Jesus Is Tempted (pp. 149–150)
- Jesus Begins to Teach (pp. 158–160)
- Jesus and the Children (pp. 201–202)
- Jesus and Matthew (pp. 165–166)
- Jesus and a Woman from Samaria (pp. 153–155)
- Jesus and Zacchaeus (pp. 205–206)

## Spring Year 1

- Triumphal Entry: People Praise Jesus (pp. 209–210)
- Resurrection Sunday: Jesus Lives! (pp. 213–214)
- Jesus Heals an Official's Son (pp. 156–157)
- Jesus Heals a Man Who Could Not Walk (pp. 163–164)
- Jesus Heals the Soldier's Servant (pp. 171–172)
- Jesus Brings a Young Man Back to Life (pp. 173–174)
- Jesus Walks on Water (pp. 181–183)
- Jesus Heals a Man Who Could Not Hear or Speak (pp. 184–185)
- Peter Preaches about Jesus (pp. 215–216)
- Peter and John at the Temple (pp. 220–221)
- Philip Tells about Jesus (pp. 222–223)
- Peter and Tabitha (pp. 226–227)
- The Church Prays for Peter in Prison (pp. 228–230)

## Summer Year 1

- David Plays for Saul (pp. 70–72)
- David Meets Goliath (pp. 73–74)
- David and Jonathan (pp. 75–76)
- David and Mephibosheth (pp. 77–78)
- David Sings to God (pp. 79–80)
- Solomon Prays to Know What Is Right (pp. 81–82)
- Solomon Builds the Temple (pp. 83–85)
- Jehoshaphat Asks for God's Help (pp. 107–108)
- Josiah Reads God's Word (pp. 104–106)
- Elisha and a Widow's Oil (pp. 95–97)
- Elisha and a Shunammite Family (pp. 98–99)
- Elisha and the Shunammite's Son (pp. 100–101)
- Elisha and Naaman (pp. 102–103)