

Elementary

BIG BOOK

of Bible Facts and Fun




Explore the most amazing
book ever written!

Reproducible

BIG BOOK

of Bible Facts and Fun



BIG BOOK OF BIBLE FACTS AND FUN FOR ELEMENTARY KIDS

Published by David C Cook
4050 Lee Vance Drive
Colorado Springs, CO 80918 U.S.A.

David C Cook U.K., Kingsway Communications
Eastbourne, East Sussex BN23 6NT, England

The graphic circle C logo is a registered trademark of David C Cook.

All rights reserved. Permission is granted to reproduce all pages in this book for ministry purposes only—not for resale.

All Scripture quotations are taken from the Holy Bible, NEW INTERNATIONAL VERSION®, NIV®. Copyright © 1973, 2011 by Biblica, Inc.® Used by permission. All rights reserved worldwide. NEW INTERNATIONAL VERSION® and NIV® are registered trademarks of Biblica, Inc. Use of either trademark for the offering of goods or services requires the prior written consent of Biblica, Inc.

ISBN 978-0-8307-7247-6

© 2018 David C Cook

The content included in this book was originally published in *Big Book of Bible Facts and Fun* by Gospel Light in 2005 © Gospel Light, ISBN 978-0-8307-3845-8.

Cover Design: James Hershberger

Printed in the United States of America

1 2 3 4 5 6 7 8 9 10

111017

Contents

| | |
|--------------------------------------|---|
| How to Use This Book | 5 |
| Introduction | 6 |
| The Value of Good Bible Skills | 7 |
| Leading a Child to Christ | 8 |

Section 1: Welcome to Earth's Most Amazing Book ... the Bible!

A brief overview of the Bible; also, resource pages that include Bible book cards designed for students to learn the order, content, and spelling of Bible books through games, as well as Bible skills puzzles to pique students' interest and expand their Bible skills.

| | |
|-----------------------------------------------|----|
| Earth's Most Amazing Book: A Quick Tour | 10 |
| It's a Story | 12 |
| The Languages of the Bible | 17 |
| The Dead Sea Scrolls | 19 |
| Bible Book Cards | 20 |
| Bible Skills Puzzles | 29 |
| Answer Key | 45 |

Section 2: How to Use Earth's Most Amazing Book

Information pages that help students understand their place in God's family and resource pages to help boost personal Bible study. Section also includes information on how to use Bible study helps, daily Bible reading plans, and a selection of Scripture mini posters to help students learn ten important Scripture passages.

| | |
|-----------------------------------------------------|----|
| Joining God's Family | 50 |
| Growing in God's Family | 58 |
| PRO Planner Page | 60 |
| How to Study the Bible | 61 |
| A Plan for Reading through the Bible | 63 |
| Study Smart! | 65 |
| Bookmarks | 67 |
| Amazing Itty-Bitty Spiritual Exercise Journal | 68 |

| | |
|----------------------------|----|
| Scripture Mini Poster | |
| Exodus 20:3-17 | 70 |
| Psalms 23 | 71 |
| Psalms 100 | 72 |
| Matthew 5:3-9 | 73 |
| Matthew 5:13-16 | 74 |
| Matthew 6:9-13 | 75 |
| 1 Corinthians 13:4-8 | 76 |
| Galatians 5:22-23 | 77 |
| 1 John 1:9-10 | 78 |

Section 3: The World of Earth's Most Amazing Book

"Snapshots" of information chosen to increase understanding of the daily lives and times of Bible people.

| | |
|-------------------------------------------------|----|
| Plants | 80 |
| Animals | 81 |
| Travel | 82 |
| Clothing and Shoes | 83 |
| Food | 84 |
| Water | 85 |
| Homes | 86 |
| Right at Home! | 87 |
| Work, Part 1 | 88 |
| Work, Part 2: Farmer, Shepherd, Fisherman | 89 |
| Government | 91 |
| Worship | 93 |
| Idol Worship | 95 |
| Holidays | 96 |
| Musical Instruments | 97 |

Section 4: Bible Maps

A series of "big pictures" to help students understand the areas where Bible history took place and the movements of God's people from one place to another! Also includes in-depth map puzzle challenges for students!

| | |
|-------------------------------------------|-----|
| Map of the Beginnings..... | 99 |
| Out of Egypt..... | 100 |
| The Conquest of Canaan..... | 101 |
| The Land of the Tribes..... | 102 |
| Israel Under Kings..... | 103 |
| To and from Babylon!..... | 104 |
| Jesus' Homeland..... | 105 |
| Jerusalem During Jesus' Earthly Life..... | 106 |
| New Testament Jerusalem..... | 107 |
| The World of Paul's Journeys..... | 108 |
| The World of Paul's Letters..... | 109 |
| Where in the World?..... | 110 |
| Map Puzzles..... | 111 |
| Answer Key..... | 114 |

Section 5: Built for the Bible

A look at four amazing structures that were built as part of God's story!

| | |
|-------------------------|-----|
| Noah's Ark..... | 116 |
| The Tower of Babel..... | 117 |
| The Tabernacle..... | 118 |
| The Temple..... | 119 |

Section 6: Who's Who in the Bible

Information pages that give an overview of some Bible people, along with puzzle pages about Bible people. Also, highlights of Bible history presented in a simplified time line of Bible people and events to know.

| | |
|-------------------------------------------------|-----|
| Jesus' Family Tree..... | 121 |
| The Apostles..... | 122 |
| Bible Characters..... | 123 |
| Answer Key..... | 127 |
| Time Line: Bible People and Events to Know..... | 128 |

Section 7: Bible Times Coloring Pages!

Pages to color that illustrate aspects of life in Bible times.

| | |
|----------------------------|-----|
| Archaeologists Afoot!..... | 140 |
| Beds..... | 141 |
| Celebration..... | 142 |
| Chores..... | 143 |
| Clothing..... | 144 |
| Eating..... | 145 |
| Games..... | 146 |
| Houses..... | 147 |
| Marketplace..... | 148 |
| Outdoor Life..... | 149 |
| Praise..... | 150 |
| Reading God's Word..... | 151 |
| School..... | 152 |
| Scrolls..... | 153 |
| Shepherd..... | 154 |
| Tents..... | 155 |
| Travel..... | 156 |
| Weaving..... | 157 |

Section 8: Bible Dictionary

A simplified Bible dictionary to help students understand aspects of the Bible. Also includes puzzles solved by using this Bible dictionary.

| | |
|-------------------------------|-----|
| Bible Dictionary..... | 159 |
| Bible Dictionary Puzzles..... | 197 |
| Answer Key..... | 201 |

| | |
|----------------------------|-----|
| Bible Character Index..... | 202 |
|----------------------------|-----|

How to Use This Book

If you are the children's pastor:

- Read the introduction and “The Value of Good Bible Skills” to get an understanding of the purpose and goals of *Big Book of Bible Facts and Fun for Elementary Kids*.
- Look at the contents and then skim through this book to get an idea of the kinds of resources that are provided.
- At the beginning of each teaching term, refer to the scope and sequence of the curriculum being used in your children's program and use the contents and the index to locate resources in this book that will enrich students' understanding of the lessons. Photocopy the needed pages and provide them to teachers and small-group leaders at least one week prior to the lesson.
- Consider providing a copy of *Big Book of Bible Facts and Fun for Elementary Kids* for each classroom for students to use as a general.

If you are a teacher or small-group leader in any children's program (Sunday school, second hour, midweek, etc.):

- Read the introduction and “The Value of Good Bible Skills” to get an understanding of the purpose and goals of *Big Book of Bible Facts and Fun for Elementary Kids*.
- Look at the contents and then skim through this book to get an idea of the kinds of resources that are provided.
- As you prepare a lesson for the program in which you serve, use the contents and the index to choose resources (information sheets, puzzles, maps, etc.) in this book that will enrich your students' understanding of the lesson. Photocopy needed pages ahead of time.

“Find out how to help kids deepen their understanding of Earth's Most Amazing Book!”



Introduction

Earth's Most Amazing Book

The Bible is one book, one history, one story—His story. The Bible is also a library, a collection of diverse kinds of writing. Behind billions of events stands God, the builder of history, the maker of the ages. Eternity bounds the one side, eternity bounds the other side, and time is in between. From the origins described in Genesis to the endings in Revelation, God is working things out. Go down into the minutest detail everywhere and see that there is one great purpose moving through the ages: the eternal design of the Almighty God to redeem a wrecked and ruined world.

Many people know the Bible characters and the principal events but are hopelessly lost when they are called on to connect the stories in a meaningful order. The Bible is one book, and you cannot read it only in bits and pieces and expect to comprehend the magnificence of divine revelation. You must see it in its completeness. God has taken pains to progressively reveal himself and His plan, and we should take pains to read it from beginning to end. Don't suppose reading little scraps can compensate for doing deep and consecutive work on the Bible itself. One would not dare to read any other book, even the lightest novel, in the haphazard fashion in which many read the Bible.

Pick up the “pearls” in the Scriptures and string them into order from Genesis to Revelation so you can think through the Bible story. Give the Book a chance to speak for itself, to make its own impression and to bear its own testimony. You will find a unity of thought that indicates one mind inspired the writing of the whole series of books; it bears on its face the stamp of its Author, showing in every sense, it is the Word of God.

The whole Bible is built around the story of Christ and His promise of life everlasting to all people. The Old Testament is the account of a nation (God's people, the Jewish nation); the New Testament is an account of a man (who called himself the Son of Man). The nation was founded and nurtured by God in order to bring the man into the world. His appearance on the earth is the central event of all history. The Old Testament sets the stage for this event; the New Testament describes it.

As a man, Jesus Christ lived the most perfect life ever known. He was kind, tender, gentle, patient, and sympathetic. He loved people. He worked marvelous miracles to feed the hungry. Multitudes—worn, pain-ridden and heartsick—came to Him, and He gave them rest. He died to take away the sin of the world and to become the Savior of all people.

Then He rose from the dead. He is alive today. He is not merely a historical character but also a living person—the most important person in history and the One whose vital force transforms the world today! And He promises eternal life to all who come to Him.

The writers of the New Testament letters tell us the kind of life we should live because of Christ's work for us. The secret of Christian living is simply to allow Christ to meet our needs. There is nothing mysterious about faith. It is a simple act of will. Either we will believe God or we won't. We decide. When we decide to believe God absolutely, supernatural life and power enter our lives. A miracle is wrought within us, and the story of God's goodness continues in our lives.

The Value of Good Bible Skills


Imagine sitting down at a computer, staring at a blank screen, knowing all the information you need is right at your fingertips—but not knowing how to access it. When children are told that what they need is in the Bible, but don't know how to access the information, they must feel similarly frustrated! We drill children to memorize their names, addresses, and phone numbers, but too often we don't take responsibility for teaching them how to get where they need to go in God's Word.

God's long-range goal for every child is to "reach unity in the faith and in the knowledge of the Son of God and become mature, attaining to the whole measure of the fullness of Christ" (Ephesians 4:13). Teaching students how to use the Bible equips them to grow and mature.

The beginning of this great process occurs as loving Christian adults work patiently, introducing God's Word through a variety of learning experiences that connect with each student's level of development and understanding. *Big Book of Bible Facts and Fun for Elementary Kids* approaches the Bible in

ways that will engage kids in opening their Bibles, finding out more about what they don't understand and discovering new ways to study Scripture. The ultimate goal is to gain understanding, which in turn will result in a desire for an ever-deepening relationship with God. Good Bible skills provide a foundation that will serve a person well throughout that growing relationship.

Few things more effectively communicate the power of God's Word to your students than your own attitudes and actions! Kids sense that the Bible is true and significant when the adults around them use it, respect it, and get excited about what God does through His Word. Communicate eagerly the ways in which God's Word helps you in daily life. This will enhance your efforts as you assist your students in gaining skills or learning information that helps them use the Bible for themselves—it is Earth's Most Amazing Book!



Leading a Child to Christ

One of the greatest privileges of serving in children's ministry is to help guide children to become members of God's family. Pray and ask God to prepare the kids you know to understand and receive the good news about Jesus. Ask God to give you the sensitivity and wisdom to communicate effectively and to be aware as opportunities occur.

When talking with children about salvation, use words and phrases they understand; never assume kids understand a concept just because they can repeat certain words. Avoid symbolic terms that will confuse literal-minded thinkers. As you watch and pray, you will see kids developing relationships with God.

Here are some questions you can ask and things you can discuss with a child who is interested in accepting Jesus as their Lord and Savior. Encourage the child to look up and read the Bible verses along with you.

Read John 3:16. **Why did God send Jesus to earth?** (God loved us so much that He wants us to have eternal life with Him.)

First John 3:1 says that God wants us to be His children. But sin, doing wrong, separates us from God. Read Romans 6:23. **What do you think should happen to us when we sin?** (die) **But what is God's gift to us?** (eternal life in Jesus)

Jesus willingly died on the cross to take the punishment for our sins. Read 1 Corinthians 15:3. **But Jesus didn't stay in the tomb. After three days, He came back to life! Jesus died so that we can live forever in heaven with Him.**


Are you sorry for the wrong things that you've done? If you are, what should you do? Read 1 John 1:9. **Our sins are wiped away when we're truly sorry for what we've done and when we turn to God.**

Read Ephesians 2:8. **How are we saved?** (by God's grace, through faith) **Christian faith is a life-long adventure here on earth. With Jesus as Lord of our lives, we build a life of submitting to God, following Jesus, and keeping in step with the Spirit.**

At this point, continue to talk with the child about accepting Jesus as Lord and Savior. Include what your church teaches about how this happens. If you have any questions about salvation, talk with your pastor or children's ministry leader.



God wants every person to accept the free gift of eternal life that He's offering. What do you need to do about this?

Section 1



A brief overview of the Bible; also, resource pages that include Bible book cards designed for students to learn the order, content, and spelling of Bible books through games, as well as Bible skills puzzles to pique students' interest and expand their Bible skills.

Earth's Most Amazing Book: A Quick Tour




When starting an adventure, it's a good idea to look ahead before you start exploring. So get ready to ...

- investigate the creation of the universe!
- check out narrow escapes and courageous showdowns!
- hunt down heroes, villains, and ordinary folk!

All that (and more!) happens in the Old Testament part of the Bible.

Then, with the flip of a few pages, you will ...

- meet evil kings and powerful leaders!
- discover an angel who opens prison doors!
- find the Person who will make your whole life different!



Now we're talking about the New Testament part of the Bible.

All the stories in the Bible—from Adam and Eve to the very end—fit together to show us God's great plan for our world and for our own lives. That's an adventure you won't want to miss!

BUT WAIT! THERE'S MORE!



It's a Message! It's a Story! It's a Library! It's—the Bible!

It's a Message!

Over many hundreds of years, God used many different writers to produce this book. The writers were different ages and had different backgrounds, but what they all wrote carried the same wonderful message—



Old Testament



New Testament

What are some names you have heard people call the Bible? Do you know what those names mean?

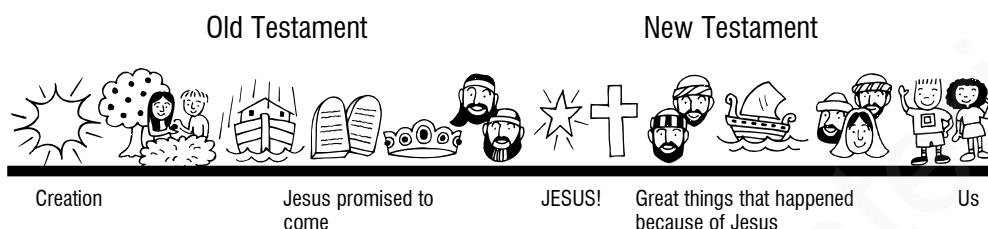
- ✦ Bible (book)
- ✦ God's Word (God's truth)
- ✦ The Gospel (good news)
- ✦ Scripture (writings)
- ✦ Holy Bible (special book)
- ✦ The Law (God's rules)

The word *Bible* is from the Greek word that simply means "book," but the Bible is no ordinary book. That's why most Bible have the word *Holy* ("special or chosen by God") in the title.

It's a Story!


The Bible tells us what God wants us to know about himself and His plan for us. This exciting, true story is God's story.

THE BIG PICTURE OF THE BIBLE



It's a Library!


When you hold a Bible in your hands and thumb through its pages (or check out the contents page in the front), you see that the Bible is a collection of 66 books—a library!



A Library with Two Sections

There are 39 books in the first section. This section makes up about three-fourths of the whole library. It's called the Old Testament.


There are 27 books in the second section. This part makes up the last fourth of the library. It's called the New Testament.



A Library That's Easy to Use

Besides having only two parts, this library of books in the Bible is easy to use.

- So you can quickly find your way around, nearly all of the books are divided into chapters; and all of the chapters are divided into verses.
- To find something in the Bible, all you have to do is look up its reference—just like you look up an address! For example, the reference Genesis 1:1 means look in the book of Genesis, chapter 1, verse 1. It's that easy!



Part 1: Old Testament

Think promise—the word *testament* means “a promise.” The entire Old Testament is the story of the parts of a wonderful promise God made! There are five sections in the Old Testament, and that promise is found in every section!

Section 1

The first five books are called the books of the Law. These books tell about the creation of the world and how God chose a family that grew into a nation—Israel—to help fulfill His promise. It tells how God freed Israel from slavery, cared for them through 40 years in a desert, and gave them His laws. (That didn't mean they always obeyed!)




Right from the start, people disobeyed Him, causing one problem after another. But also right from the start, God promised a way to make things right again.

Section 2

The next 12 books are called the books of History. They tell the story of God's nation, Israel, and start at the time the Israelites entered the land God had promised.

When the Israelites obeyed Him, God defeated their enemies. But more often, God's people disobeyed and got in serious trouble! There were a few kings and queens who did right—and many who didn't! The disobedience led to fighting; the fighting led to Israel splitting in two, and both halves ended up captured by enemies who sent many away to foreign lands. The books of History end at the time some of those people returned to the land of Israel.






Section 3

In the very middle of the Bible are five books called Poetry. These poems and songs were written by many different people—including King David of Israel and his son Solomon. This poetry describes the greatness of God and the beauty of His creation, gives wise advice, and answers many hard questions. The books of Poetry also give more promises of the great leader God would send His people!

Sections 4 & 5

During the years we read about in the books of History, God sent many messengers, called prophets, to His people. These prophets spoke or wrote what God wanted His people

to know. They gave many warnings to obey God and many more promises about the great King and Savior who was coming!



The first five books of prophecy are called the “Major Prophets” because these books are longer than the “Minor Prophets,” 12 smaller books that complete the Old Testament.

Part 2: New Testament

The New Testament tells about how God’s promise came true and how God’s keeping of His promise changes everything!



The word *gospel* means “good news.” The four gospels tell the good news: the King and Savior God had promised really did come!




They tell about Jesus’ birth, life, and teachings—and how many of God’s promises came true when Jesus died on the cross to take the punishment for our sins. More of God’s promises came true when Jesus came back to life!

The Acts of the Apostles tells what God’s Holy Spirit did through people who took the good news about Jesus to the rest of the world! It tells how Peter, Philip, and then Paul spread the good news, sharing God’s promise with everyone—and causing such a stir that people said they were turning the world upside down!




The Bible ends with Letters. Thirteen are from Paul—most written to churches and a few written to people Paul knew. These letters encouraged and taught those people more about Jesus. Those letters still teach us how God’s promise changes our lives!



Eight letters were written by other leaders in the early church and were sent from church to church.


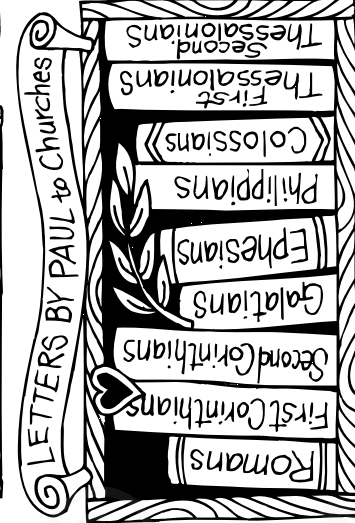


The last book of the Bible is a letter too. It’s addressed to seven churches. It tells of a prophecy (or revelation) given to John about the future. A lot of this book may be hard to understand, but the great big promise here is clear: Jesus will come back to earth, and everyone will know He really is the King of Kings and Lord of Lords!




THE BIBLE—A LIBRARY OF SMALLER BOOKS

NEW TESTAMENT



OLD TESTAMENT



Bible Character Index

| | | | |
|--------------------|--------------------------------------------------------------------------------------|-----------------------------------|-------------------------------------------------|
| Aaron..... | 34, 43, 88, 160, 171, 181 | Egyptian(s) | 91, 162, 179, 181 |
| Abraham..... | 63, 91, 121, 129, 163, 174, 178, 180, 184 | Elijah | 81, 134–135, 182, 192 |
| Absalom | 63 | Elisha..... | 135 |
| Adam and Eve | 10, 129, 159 | Esau | 63, 129, 161 |
| Ahaz | 124, 135 | Esther | 22, 34, 39, 182 |
| Amos..... | 24, 30, 34, 41, 135 | Ezekiel | 23, 30–31, 33–34, 41, 193 |
| Andrew | 34, 122 | Ezra..... | 22, 31, 33–34, 38–39, 124, 187, 191 |
| Apostles | 122, 159, 196 | Gideon..... | 132, 174 |
| Assyrians..... | 173 | Goliath..... | 133 |
| Babylonian(s)..... | 119, 174 | Habakkuk..... | 25, 33–34, 41 |
| Barak..... | 132 | Haggai..... | 25, 31, 34, 41 |
| Bartholomew | 122 | Herod | 92, 119, 171, 191 |
| Boaz | 121, 132 | Hosea..... | 24, 33–34, 41, 135 |
| Caleb | 33, 130 | Hoshea | 124, 135 |
| Cyrus..... | 136 | Isaac | 63, 129, 180 |
| Daniel | 24, 30, 33–34, 41, 189 | Isaiah..... | 23, 34, 41, 135 |
| David..... | 14, 21–22, 33, 43, 63–64, 91, 121, 124, 133, 159, 164, 172, 177, 179, 184, 191 | Jacob | 33, 43, 63, 123, 129, 161, 172–174, 176, 180 |
| Deborah..... | 132, 174 | James (brother of John)..... | 122 |
| | | James (half brother of Jesus..... | 28, 33, 44, 67 |
| | | James (son Alphaeus) | 122 |