


**Early  
Childhood**

# **BIG BOOK**

## **of Bible Activities, Songs, and Rhymes**




**Help children interact with key Bible truths!**

**Reproducible**

**Early  
Childhood**

# **BIG BOOK**

## **of Bible Activities, Songs, and Rhymes**



David©Cook®  
transforming lives together

[www.davidccook.com](http://www.davidccook.com)

© 2018 David C Cook. Published by David C Cook. All rights reserved.

BIG BOOK OF BIBLE ACTIVITIES, SONGS, AND RHYMES FOR EARLY CHILDHOOD

Published by David C Cook  
4050 Lee Vance Drive  
Colorado Springs, CO 80918 U.S.A.

David C Cook U.K., Kingsway Communications  
Eastbourne, East Sussex BN23 6NT, England

The graphic circle C logo is a registered trademark of David C Cook.

All rights reserved. Permission is granted to reproduce all pages in this book for ministry purposes only—not for resale.

All Scripture quotations are taken from the Holy Bible, NEW INTERNATIONAL VERSION®, NIV®. Copyright © 1973, 2011 by Biblica, Inc.® Used by permission. All rights reserved worldwide. NEW INTERNATIONAL VERSION® and NIV® are registered trademarks of Biblica, Inc. Use of either trademark for the offering of goods or services requires the prior written consent of Biblica, Inc.

ISBN 978-0-8307-7241-4

© 2018 David C Cook

The content included in this book was originally published in *Bible Songs & Action Rhymes Ages 3–6* by Standard Publishing in 2005 © Standard Publishing, ISBN 10: 0-7847-1781-8.

Cover Design: James Hershberger  
Illustrator: Rusty Fletcher

Printed in the United States of America  
1 2 3 4 5 6 7 8 9 10

101317

# Contents

Introduction .....	6
--------------------	---

## Old Testament

<b>Genesis 1</b>	God Made ( <i>Bible Song</i> ) .....	7
	Creation Sensory	
	Bottles ( <i>Teaching Idea</i> ) .....	8
	Cake Pan Creation ( <i>Teaching Idea</i> ) ....	10
<b>Genesis 1–2</b>	God Made People ( <i>Action Rhyme</i> ) .....	11
	Stick People Puppets ( <i>Teaching Idea</i> ) ..	12
	People Puzzles ( <i>Teaching Idea</i> ) .....	13
<b>Genesis 1–2;</b>		
<b>Proverbs 20</b>	The Senses ( <i>Action Rhyme</i> ) .....	14
	Five Senses Discovery	
	Tray ( <i>Teaching Idea</i> ) .....	15
<b>Genesis 1–2;</b>		
<b>Psalms 8, 139;</b>		
<b>Matthew 10</b>	God Has Made Me Very	
	Special ( <i>Bible Song</i> ) .....	16
	Thumbing Special Cards	
	( <i>Teaching Idea</i> ) .....	17
<b>Genesis 6–9</b>	Mr. Noah Built an Ark ( <i>Bible Song</i> ) ....	18
	Noah Sound and Movement	
	( <i>Teaching Idea</i> ) .....	19
	Rainbow Names ( <i>Teaching Idea</i> ) .....	20
<b>Genesis 12</b>	Abram Pack ( <i>Bible Song</i> ) .....	21
	Pack a Pak ( <i>Teaching Idea</i> ) .....	22
<b>Genesis 13</b>	Abram Chose to Be Fair ( <i>Bible Song</i> ) ..	23
	Telling Hearts Game ( <i>Teaching Idea</i> ) ..	24
<b>Genesis 17–18, 21</b>	Abraham and Sarah ( <i>Bible Song</i> ) ....	25
	Sad and Glad Faces ( <i>Teaching Idea</i> ) ...	26
<b>Genesis 37, 39</b>	Joseph as a Boy ( <i>Action Rhyme</i> ) .....	27
	Praying Hands ( <i>Teaching Idea</i> ) .....	28
<b>Genesis 39,</b>		
<b>41–42, 45, 47</b>	Joseph Pleased God ( <i>Bible Song</i> ) .....	29
	Word Flip ( <i>Teaching Idea</i> ) .....	30
<b>Exodus 2</b>	Moses in a Basket ( <i>Bible Song</i> ) .....	31
	Pass the Basket ( <i>Teaching Idea</i> ) .....	32
<b>Exodus 3, 7–13</b>	Pillar of God ( <i>Bible Song</i> ) .....	33
	Pillar Parade ( <i>Teaching Idea</i> ) .....	34
<b>Exodus 13–14</b>	Moses at the Sea ( <i>Action Rhyme</i> ) .....	35
	Smiling Face Sun Catchers	
	( <i>Teaching Idea</i> ) .....	36

<b>Exodus 16–17</b>	God Gives to Us ( <i>Bible Song</i> ) .....	37
	Want or Need ( <i>Teaching Idea</i> ) .....	38
<b>Exodus 19–20,</b>		
<b>24, 32</b>	On Top of Mount Sinai ( <i>Bible Song</i> ) ...	39
	God's Top Ten ( <i>Teaching Idea</i> ) .....	40
<b>Numbers 13–14</b>	Let's Cross over the	
	Jordan ( <i>Bible Song</i> ) .....	41
	Food Container Shakers ( <i>Teaching Idea</i> )	42
<b>Joshua 1, 3–4</b>	Be Brave and Be Strong,	
	Joshua ( <i>Bible Song</i> ) .....	43
	Signs of Bravery and	
	Strength ( <i>Teaching Idea</i> ) .....	44
<b>Joshua 6</b>	The Walls of Jericho ( <i>Bible Song</i> ) .....	45
	What a Blast ( <i>Teaching Idea</i> ) .....	46
<b>Joshua 24</b>	The Choice ( <i>Action Rhyme</i> ) .....	47
	Serve the Lord Memory	
	Game ( <i>Teaching Idea</i> ) .....	48
<b>Judges 6–7</b>	Blow and Shout, Gideon ( <i>Bible Song</i> ) ..	49
	Gideon's Torch ( <i>Teaching Idea</i> ) .....	50
<b>Ruth 1–2</b>	Ruth, a Woman Kind and	
	Smart ( <i>Bible Song</i> ) .....	51
	Heart Puzzles ( <i>Teaching Idea</i> ) .....	52
<b>1 Samuel 1–3</b>	O Dear Hannah ( <i>Bible Song</i> ) .....	53
	Needle Knockers ( <i>Teaching Idea</i> ) ....	54
<b>1 Samuel 3,</b>		
<b>8–10, 12</b>	Samuel Served the Lord	
	( <i>Action Rhyme</i> ) .....	55
	Growing in the Lord Growth	
	Chart ( <i>Teaching Idea</i> ) .....	56
<b>1 Samuel 16</b>	David Plays the Harp ( <i>Action Rhyme</i> ) ..	57
	Shoebox Lid Harps ( <i>Teaching Idea</i> ) ...	58
<b>1 Samuel 17</b>	D.A.V.I.D. ( <i>Bible Song</i> ) .....	59
	Give Me a D! ( <i>Teaching Idea</i> ) .....	60
<b>1 Samuel 18, 20</b>	I Want to Be a Friend like	
	Jonathan ( <i>Bible Song</i> ) .....	61
	Friendship Chain ( <i>Teaching Idea</i> ) .....	62
<b>2 Samuel 9</b>	God Wants Us to Be Kind ( <i>Bible Song</i> )	63
	David's Table ( <i>Teaching Idea</i> ) .....	64
<b>2 Samuel 22;</b>		
<b>Psalms 4–5, 23,</b>		
<b>100, 122, 150</b>	David Sings to God ( <i>Bible Song</i> ) .....	65
	Sing and Share ( <i>Teaching Idea</i> ) .....	66

<b>1 Kings 3–4</b>	Be My Helper ( <i>Bible Song</i> ) . . . . .67
	Day and Night Stick Puppets ( <i>Teaching Idea</i> ) . . . . .68
<b>1 Kings 5–8</b>	Come with Me to Build the Temple ( <i>Bible Song</i> ) . . . . .69
	Block Play ( <i>Teaching Idea</i> ) . . . . .70
<b>1 Kings 17</b>	There's a Raven! ( <i>Bible Song</i> ) . . . . .71
	Feathers and Bread Raven ( <i>Teaching Idea</i> ) . . . . .72
<b>1 Kings 17</b>	Elijah and the Widow ( <i>Action Rhyme</i> ) . .73
	ObeY Poster ( <i>Teaching Idea</i> ) . . . . .74
<b>1 Kings 17</b>	The Widow and Her Son ( <i>Action Rhyme</i> ) . . . . .75
	Prayer Chain ( <i>Teaching Idea</i> ) . . . . .76
<b>1 Kings 18</b>	Contest on Mount Carmel ( <i>Bible Song</i> ) .77
	Fireball Toss ( <i>Teaching Idea</i> ) . . . . .78
<b>2 Kings 4</b>	Elisha and the Widow ( <i>Action Rhyme</i> ) .79
	Pots and Pans Water Play ( <i>Teaching Idea</i> ) . . . . .80
<b>2 Kings 4</b>	Shunammite Woman ( <i>Bible Song</i> ) . . .81
	Sharing Hands ( <i>Teaching Idea</i> ) . . . . .82
<b>2 Kings 4</b>	God Has Power ( <i>Bible Song</i> ) . . . . .83
	Power Movement ( <i>Teaching Idea</i> ) . . . .84
<b>2 Kings 5</b>	Naaman Was Sick and Then Healed ( <i>Bible Song</i> ) . . . . .85
	Thumb Up for Naaman ( <i>Teaching Idea</i> ) .86
<b>2 Kings 22–23</b>	King Josiah ( <i>Bible Song</i> ) . . . . .87
	Pound and Found ( <i>Teaching Idea</i> ) . . . .88
<b>2 Chronicles 17, 20</b>	Jehoshaphat ( <i>Action Rhyme</i> ) . . . . .89
	Prayer Picture ( <i>Teaching Idea</i> ) . . . . .90
<b>Nehemiah 1–2, 4, 6</b>	Nehemiah ( <i>Bible Song</i> ) . . . . .91
	Sing and Stack ( <i>Teaching Idea</i> ) . . . . .92
<b>Esther 2–5, 8</b>	Brave Esther ( <i>Action Rhyme</i> ) . . . . .93
	Esther Crowns ( <i>Teaching Idea</i> ) . . . . .94
<b>Daniel 1</b>	Daniel and His Friends ( <i>Action Rhyme</i> ) .95
	ObeY Place Mats ( <i>Teaching Idea</i> ) . . . .96
<b>Daniel 3</b>	Shadrach, Meshach, Abednego ( <i>Bible Song</i> ) . . . . .97
	Take a Stand ( <i>Teaching Idea</i> ) . . . . .98
<b>Daniel 5</b>	Writing on the Wall ( <i>Action Rhyme</i> ) . . .99
	Wall Writing ( <i>Teaching Idea</i> ) . . . . .100
<b>Daniel 6</b>	Daniel ( <i>Action Rhyme</i> ) . . . . .101
	3-D Praying Hands ( <i>Teaching Idea</i> ) . .102
<b>Jonah 1–3</b>	Oh, Jonah ( <i>Bible Song</i> ) . . . . .103
	Paper Bag Whale ( <i>Teaching Idea</i> ) . . .104

## New Testament

<b>Matthew 1; Luke 1</b>	Angel Greetings ( <i>Action Rhyme</i> ) . . . .105
	Good News Angel Ornaments ( <i>Teaching Idea</i> ) . . . . .106
	Greeting Card Birth Announcement ( <i>Teaching Idea</i> ) . . . . .107
<b>Luke 1–2</b>	Oh, It's Jesus ( <i>Bible Song</i> ) . . . . .108
	Dramatic Play ( <i>Teaching Idea</i> ) . . . . .109
	Star Chain ( <i>Teaching Idea</i> ) . . . . .110
<b>Luke 2</b>	Hurry Shepherds ( <i>Bible Song</i> ) . . . . .111
	Candy Cane Message ( <i>Teaching Idea</i> ) .112
	Go and Tell ( <i>Teaching Idea</i> ) . . . . .113
<b>Luke 2</b>	Anna and Simeon ( <i>Bible Song</i> ) . . . . .114
	Act It Out! ( <i>Teaching Idea</i> ) . . . . .115
<b>Matthew 2</b>	Weary Wise Men ( <i>Action Rhyme</i> ) . . .116
	Worship from Our Hearts ( <i>Teaching Idea</i> ) . . . . .117
<b>Matthew 2</b>	Wise Men Worship ( <i>Bible Song</i> ) . . . .118
	Star Sticks ( <i>Teaching Idea</i> ) . . . . .119
<b>Luke 2</b>	Boy Jesus in the Temple ( <i>Bible Song</i> ) .120
	Looking for Jesus Scopes ( <i>Teaching Idea</i> ) . . . . .121
<b>Matthew 3; Mark 1</b>	Jesus Pleased God ( <i>Action Rhyme</i> ) . .122
	John and Jesus Stick Puppets ( <i>Teaching Idea</i> ) . . . . .123
<b>Matthew 4</b>	No! Go Away! ( <i>Action Rhyme</i> ) . . . . .124
	Reader Response ( <i>Teaching Idea</i> ) . . .125
<b>John 1</b>	Follow Me ( <i>Bible Song</i> ) . . . . .126
	Clay Name ( <i>Teaching Idea</i> ) . . . . .127
<b>John 4</b>	There Was a Woman ( <i>Action Rhyme</i> ) .128
	Traces of Love ( <i>Teaching Idea</i> ) . . . . .129
<b>John 4</b>	Jesus and the Officer's Son ( <i>Action Rhyme</i> ) . . . . .130
	Doctor Play Kit ( <i>Teaching Idea</i> ) . . . . .131
<b>Matthew 4</b>	Jesus Begins to Teach ( <i>Action Rhyme</i> )132
	Travel and Tell ( <i>Teaching Idea</i> ) . . . . .133
<b>Luke 5</b>	Peter, Andrew, James, and John ( <i>Bible Song</i> ) . . . . .134
	Swish Fish ( <i>Teaching Idea</i> ) . . . . .135
<b>Mark 2; Luke 5</b>	Here Is a Man Who Couldn't Walk ( <i>Action Rhyme</i> ) . . . . .136
	Rap and Roll ( <i>Teaching Idea</i> ) . . . . .137
<b>Matthew 9</b>	Matthew ( <i>Bible Song</i> ) . . . . .138
	Follow Jesus ( <i>Teaching Idea</i> ) . . . . .139



<b>Matthew 5–7</b>	Pleasing God ( <i>Action Rhyme</i> ) . . . . .140
	Pleasing Poster ( <i>Teaching Idea</i> ) . . . . .141
<b>Matthew 6;</b>	
<b>Mark 12</b>	The Widow ( <i>Bible Song</i> ) . . . . .142
	Bitty Banks ( <i>Teaching Idea</i> ) . . . . .143
<b>Matthew 8;</b>	
<b>Luke 7</b>	Just Say the Word ( <i>Bible Song</i> ) . . . . .144
	Bag of Miracles ( <i>Teaching Idea</i> ) . . . . .145
<b>Luke 7</b>	Jesus and the Widow
	Woman at Nain ( <i>Bible Song</i> ) . . . . .146
	Class Project ( <i>Teaching Idea</i> ) . . . . .147
<b>Mark 4</b>	Peace, Be Still ( <i>Bible Song</i> ) . . . . .148
	Storm Effects ( <i>Teaching Idea</i> ) . . . . .149
<b>Luke 8</b>	Jairus's Daughter ( <i>Action Rhyme</i> ) . . . . .150
	Helping Center ( <i>Teaching Idea</i> ) . . . . .151
<b>John 6</b>	Five Little Loaves ( <i>Bible Song</i> ) . . . . .152
	Let's Do Lunch ( <i>Teaching Idea</i> ) . . . . .153
<b>Mark 6; John 6</b>	Row, Row, Row the Boat ( <i>Bible Song</i> ) . . . . .154
	Rowing Role Play ( <i>Teaching Idea</i> ) . . . . .155
<b>Mark 7</b>	Once There Was a Man
	( <i>Action Rhyme</i> ) . . . . .156
	Charades ( <i>Teaching Idea</i> ) . . . . .157
<b>John 9</b>	Jesus Is All-Powerful ( <i>Bible Song</i> ) . . . . .158
	Eye Prints ( <i>Teaching Idea</i> ) . . . . .159
<b>Matthew 7;</b>	
<b>Luke 10</b>	I'll Help and Do My Part ( <i>Bible Song</i> ) . . . . .160
	Helping Heart ( <i>Teaching Idea</i> ) . . . . .161
<b>Luke 10</b>	This Is Mary; This Is
	Martha ( <i>Bible Song</i> ) . . . . .162
	Helping Hands ( <i>Teaching Idea</i> ) . . . . .163
<b>Matthew 6;</b>	
<b>Luke 11</b>	Talk to God ( <i>Bible Song</i> ) . . . . .164
	Table Talk Prayers ( <i>Teaching Idea</i> ) . . . . .165
<b>Luke 12</b>	Greedy Farmer ( <i>Action Rhyme</i> ) . . . . .166
	Sharing Shakers ( <i>Teaching Idea</i> ) . . . . .167
<b>John 11</b>	Lazarus Is Alive ( <i>Bible Song</i> ) . . . . .168
	Letter Cards ( <i>Teaching Idea</i> ) . . . . .169
<b>Luke 17</b>	One Healed Leper ( <i>Bible Song</i> ) . . . . .170
	Thank-You Cards ( <i>Teaching Idea</i> ) . . . . .171
<b>Mark 10</b>	Jesus, Friend of Little
	Children ( <i>Bible Song</i> ) . . . . .172
	God Loves the World ( <i>Teaching Idea</i> ) . . . . .173
<b>Mark 10; Luke 18</b>	Bartimaeus ( <i>Action Rhyme</i> ) . . . . .174
	Footprint Follow ( <i>Teaching Idea</i> ) . . . . .175
<b>Luke 19</b>	Zacchaeus ( <i>Action Rhyme</i> ) . . . . .176
	Time with Jesus ( <i>Teaching Idea</i> ) . . . . .177

<b>Matthew 21</b>	Jesus Enters Jerusalem ( <i>Bible Song</i> ) . . . . .178
	Donkey Clop ( <i>Teaching Idea</i> ) . . . . .179
<b>Mark 11</b>	Oh, Come and Sing ( <i>Bible Song</i> ) . . . . .180
	Do the Wave ( <i>Teaching Idea</i> ) . . . . .181
<b>Matthew 28</b>	Early Sunday Morning ( <i>Action Rhyme</i> ) . . . . .182
	Son Flowers ( <i>Teaching Idea</i> ) . . . . .183
<b>John 21</b>	Jesus Lives Again ( <i>Bible Song</i> ) . . . . .184
	Fish Fry Game ( <i>Teaching Idea</i> ) . . . . .185
<b>Acts 2</b>	What Shall We Do? ( <i>Bible Song</i> ) . . . . .186
	Celebrate the Church ( <i>Teaching Idea</i> ) . . . . .187
<b>Acts 2, 4</b>	Care and Share ( <i>Bible Song</i> ) . . . . .188
	Share a Snack ( <i>Teaching Idea</i> ) . . . . .189
<b>Acts 3</b>	In the Name ( <i>Bible Song</i> ) . . . . .190
	Peter Says ( <i>Teaching Idea</i> ) . . . . .191
<b>Acts 8</b>	Reading While Riding ( <i>Bible Song</i> ) . . . . .192
	Story Scrolls ( <i>Teaching Idea</i> ) . . . . .193
<b>Acts 9</b>	A Shiny Light Flashed 'Round
	( <i>Bible Song</i> ) . . . . .194
	Sing and Shine ( <i>Teaching Idea</i> ) . . . . .195
<b>Acts 9</b>	Tabitha ( <i>Bible Song</i> ) . . . . .196
	Stage a Stanza ( <i>Teaching Idea</i> ) . . . . .197
<b>Acts 12</b>	Who's That Knocking? ( <i>Bible Song</i> ) . . . . .298
	Knocking Blocks ( <i>Teaching Idea</i> ) . . . . .299
<b>Acts 16</b>	Lydia ( <i>Bible Song</i> ) . . . . .200
	Lydia Loopers ( <i>Teaching Idea</i> ) . . . . .201
<b>Acts 16</b>	We're Here! ( <i>Bible Song</i> ) . . . . .202
	In Chains ( <i>Teaching Idea</i> ) . . . . .203
<b>Acts 28;</b>	
<b>Ephesians 4, 6;</b>	
<b>Philippians 1–2;</b>	
<b>Colossians 4</b>	Paul Tells about Jesus ( <i>Bible Song</i> ) . . . . .204
	Following Footstep ( <i>Teaching Idea</i> ) . . . . .205
	Music Scores . . . . .206
	Pattern Pages . . . . .210
	Index . . . . .218
	HeartShaper Preschool/Pre-K & K
	Scope & Sequence . . . . .223

# Introduction

*Big Book of Bible Activities, Songs, and Rhymes for Early Childhood* is designed to make each lesson more fun and interactive for children ages 3–6! With 66 songs, 30 rhymes, and 102 teaching ideas, this book is a great tool for teachers! Each page in this book includes a Scripture reference and Bible story title to help you identify which Bible story the song, rhyme, or idea correlates to (also available in the table of contents). These songs, rhymes, and ideas will keep your kids singing, moving, and actively learning each time they come to class and will help them remember the Bible stories long after they’ve gone home!

## Bible Songs

The Bible songs are piggyback songs written to familiar tunes. Music scores are included in the back of the book for tunes that may be unfamiliar to you.

## Action Rhymes

Children learn quickly when they can move and interact with the stories they’re learning! The action rhymes in this book include motions that you can do with the children in your class as you learn the rhymes. Practice the motions before class so that you can comfortably lead them as you teach.

## Teaching Ideas

Each song and rhyme includes a correlating, creative teaching idea. These ideas offer fun ways to teach the song or rhyme or ways to reinforce the Bible story with the children you teach. Each teaching idea includes a list of supplies you’ll need as well as detailed directions. When a craft

is involved, examples are shown to help you understand what the activity will look like when it is completed.

## Activity Options for Younger Children

These options were designed to help make activities easier for children at the younger range of the early-childhood age level. Adapt the teaching ideas to the age you teach.

## Helps

The table of contents is arranged canonically by Scripture references for your convenience. Each listing also tells you if what’s listed is a song, rhyme, or teaching idea so that you can find what you’re looking for quickly and easily!

The index on pages 218–222 will help you find specific songs, rhymes, and ideas in alphabetical order within each of these three categories.

If you’re using HeartShaper Children’s Curriculum, you’ll want to check out the Scope and Sequence on pages 223–224 to find songs, rhymes, and ideas that correlate to your lesson each week.

# God Made



**God Made the Sky and Earth;  
God Made Fish and Birds; God  
Made Animals; God Made People**

Genesis 1

## Tune: “Jesus Loves Me”

God made daytime and night too.  
God made sunlight and the moon.  
God made all the stars at night.  
See them twinkle, oh so bright.

### *Chorus:*

God made them all. God made them all.  
God made them all. Yes, God made them all.

God made mountains and the hills.  
God made grass and daffodils.  
God made tasty food to eat—  
veggies green and fruit that’s sweet.


### *Repeat chorus*

God made bugs and God made birds.  
God made fish and cattle herds.  
God made every animal—  
some are big and some are small.

### *Repeat chorus*

God made dads and mommies too,  
brothers, sisters—even you.  
Grandmas, Grandpas we can love.  
All these blessings from above.

*Song suggestion: Because this song contains several verses, consider teaching it to the children over the course of several weeks. Teach one verse each week until the entire song is learned. Sing the song slowly at first while the children are learning the words and then speed up the song as you like once you feel the children can keep up. Adding motions will help kids remember the verses, and the added energy will help keep kids engaged!*





# Creation Sensory Bottles

**God Made the Sky and Earth;  
God Made Fish and Birds; God  
Made Animals; God Made People**

Genesis 1

Use these Creation Sensory Bottles to help children visualize what God made on each day of creation.

Allow kids to make individual Creation Sensory Bottles or use 2-liter bottles and place them in a learning center for the children to share. Kids can peer at the items through the plastic bottles or shake the bottles to see the items move inside.

## Supplies

- small, clear plastic bottles with caps (2-liter bottles to use in a learning center; 3 per child)
- water
- duct tape
- black permanent marker
- glue

## Additional Supplies for Days 1–4 of Creation

- 1 large piece of black fabric
- 1 large piece of white fabric
- small pebbles (5 per child or enough to cover the bottom of each bottle)
- small silk flowers (3–5 per child)

## Directions for Days 1–4 of Creation

Before class cut the black and white fabric into strips. Each strip should be 3" long and ½" wide. Cut enough for each child to have one black strip and one white strip.

Give each child one clear, plastic bottle. Have the children place the black and white fabric into their bottles as you talk about God making light and dark. Talk about God making the earth and water as the children add pebbles and water to their bottles. Do not fill the bottles completely—leave room to add the flowers. Talk about God making plants as the children add the silk flowers to their bottles. Secure the caps on each bottle using duct tape. Label each bottle with the child's name.

## Additional Supplies for Day 5 of Creation

- colorful craft feathers (2 or 3 per child)
- small fish cut from craft foam (3–5 per child)

## Directions for Day 5 of Creation

Before class cut out fish from the craft foam that are small enough to fit through the opening of a bottle.



Give each child a new bottle. Have the children place several feathers into their bottles. Talk about God making the birds. When you talk about God making the fish, have the children place the foam fish in their bottles. Finish by adding water to the bottles and securing the caps with duct tape

#### **Additional Supplies for Day 6 of Creation**

- small plastic or foam animals (4 per child)

#### **Directions for Day 6 of Creation**

Give each child a new bottle. Have the children place the small plastic or foam animals into their bottles. Talk about God making all of the different kinds of animals. Secure the caps with duct tape.

# Cake Pan Creation

**God Made the Sky and Earth; God Made Fish and Birds; God Made Animals; God Made a World for People**

Genesis 1

Have fun making this creation scene with children as you talk about what God made.

## Supplies

- 9" x 13" cake pan
- small bag of potting soil
- 3 small houseplants
- 1 cup of water
- 3 or more small, plastic animals

## Directions

Ask the children what God created when He made the world. As children respond, begin placing the items listed into the cake pan. First place soil into the

pan. Next, add several small houseplants to the soil. Add the water, distributing it evenly around the soil. Finally, place several small, plastic animals in the pan to complete the creation scene.

As you move through this activity, explain to the children that God made the world and prepared a special place where people can live. Consider asking children to tell about their favorite things that God made.

Close with a prayer, thanking God for making a wonderful world for people.



# God Made People

## God Made People; God Made Adam and Eve

Genesis 1–2

**God made Adam and Eve his wife.**

*(raise pointer finger of right hand for Adam then add middle finger for Eve)*

**God formed their bodies**

*(pat arms)*

**and gave them life.**

*(cup hands at mouth and blow puff of air)*

**God gave them legs and feet to walk,**

*(point to legs; march in place)*

**eyes to see, and mouths to talk.**

*(point to eyes then to mouth)*

**They used their arms to carry things**

*(flex muscles twice as though lifting weights)*

**Their ears could hear the bluebirds sing.**

*(cup hand at ear as though straining to hear something)*

**God loved the people He made back then.**

*(cross arms over chest)*

**He loves us too; He is our friend.**

*(nod head yes)*



# Stick People Puppets

## God Made People; God Made Adam and Eve

Genesis 1–2; Proverbs 20

### Supplies

- assorted pictures of people's heads cut from magazines or taken from the Internet (each about the size of a nickel)
- scissors
- wooden craft sticks (1 per child)
- tape

### Directions

Before class cut several pictures of people's heads from old magazines or from pictures taken from the Internet. Kids will attach these to wooden craft sticks to make stick puppets. Each head should be approximately the size of a nickel. Prepare enough for each child to have at least one puppet.

During class assist children in taping precut pictures of people's heads to the ends of craft sticks.

Talk with children about how the people they chose look different from the others that were chosen by the other children. Talk with children about the similarities and differences between people and about how God made each person unique and special.

Encourage the children to put on a puppet show using their Stick People Puppets.

Say a prayer, thanking God for all of the children in the class and for making each person special.



# Index

## Action Rhymes

Angel Greetings (p. 105)  
Bartimaeus (p. 174)  
Brave Esther (p. 93)  
Daniel (p. 101)  
Daniel and His Friends (p. 95)  
David Plays the Harp (p. 57)  
Early Sunday Morning (p. 182)  
Elijah and the Widow (p. 73)  
Elisha and the Widow (p. 79)  
God Made People (p. 11)  
Greedy Farmer (p. 166)  
Here Is a Man Who Couldn't Walk (p. 136)  
Jairus's Daughter (p. 150)  
Jehoshaphat (p. 89)  
Jesus and the Officer's Son (p. 130)  
Jesus Begins to Teach (p. 132)  
Jesus Pleased God (p. 122)  
Joseph as a Boy (p. 27)  
Moses at the Sea (p. 35)  
No! Go Away! (p. 124)  
Once There Was a Man (p. 156)  
Pleasing God (p. 140)

Samuel Served the Lord (p. 55)

The Choice (p. 47)

The Senses (p. 14)

The Widow and Her Son (p. 75)

There Was a Woman (p. 128)

Weary Wise Men (p. 116)

Writing on the Wall (p. 99)

Zacchaeus (p. 176)

## Bible Songs

A Shiny Light Flashed 'Round (p. 194)

Abraham and Sarah (p. 25)

Abram Chose to Be Fair (p. 23)

Abram Pack (p. 21)

Anna and Simeon (p. 114)

Be Brave and Be Strong, Joshua (p. 43)

Be My Helper (p. 67)

Blow and Shout, Gideon (p. 49)

Boy Jesus in the Temple (p. 120)

Care and Share (p. 188)

Come with Me to Build the Temple (p. 69)

Contest on Mount Carmel (p. 77)

D.A.V.I.D. (p. 59)



# Preschool/Pre-K & K Scope & Sequence

## Fall Year 1

- God Made the Sky and Earth (pp. 7–10)
- God Made Fish and Birds (pp. 7–10)
- God Made Animals (pp. 7–10)
- God Made People (pp. 11–13)
- Noah Builds a Boat (pp. 18–20)
- Noah and the Flood (pp. 18–20)
- Abram Moves (pp. 21–22)
- Abram and Lot (pp. 23–24)
- Abraham and Sarah Have a Baby (pp. 25–26)
- Joseph as a Boy (pp. 27–28)
- Joseph Serves God All His Life (pp. 29–30)
- Samuel as a Boy (pp. 53–54)
- Samuel Serves God All His Life (pp. 55–56)

## Winter Year 1

- An Angel Announces Jesus' Birth (pp. 105–107)
- Jesus Is Born (pp. 108–110)
- Shepherds Visit Jesus (pp. 111–113)
- Simeon and Anna See Jesus (pp. 114–115)
- Wise Men Worship Jesus (pp. 116–119)
- Jesus as a Boy (pp. 120–121)
- Jesus Is Baptized (pp. 122–123)
- Jesus Is Tempted (pp. 124–125)
- Jesus Begins to Teach (pp. 132–133)
- Jesus and the Children (pp. 172–173)
- Jesus and Matthew (pp. 138–139)
- Jesus and a Woman from Samaria (pp. 128–129)
- Jesus and Zacchaeus (pp. 176–177)

## Spring Year 1

- \*People Praise Jesus (pp. 180–181)
- \*Jesus Lives! (pp. 184–185)
- Jesus Heals an Official's Son (pp. 130–131)
- Jesus Heals a Man Who Could Not Walk (pp. 136–137)
- Jesus Heals the Soldier's Servant (pp. 144–145)
- Jesus Brings a Young Man Back to Life (pp. 146–147)
- Jesus Walks on Water (pp. 154–155)
- Jesus Heals a Man Who Could Not Hear or Speak (pp. 156–157)
- Peter Preaches about Jesus (pp. 186–187)
- Peter and John at the Temple (pp. 190–191)
- Phillip Tells about Jesus (pp. 192–193)
- Peter and Tabitha (pp. 196–197)
- The Church Prays for Peter in Prison (pp. 198–199)

## Summer Year 1

- David Plays for Saul (pp. 57–58)
- David Meets Goliath (pp. 59–60)
- David and Jonathan (pp. 61–62)
- David and Mephibosheth (pp. 63–64)
- David Sings to God (pp. 65–66)
- Solomon Prays to Know What Is Right (pp. 67–68)
- Solomon Builds the Temple (pp. 69–70)
- Jehoshaphat Asks for God's Help (pp. 89–90)
- Josiah Reads God's Word (pp. 87–88)
- Elisha and a Widow's Oil (pp. 79–80)
- Elisha and a Shunammite Family (pp. 81–82)
- Elisha and the Shunammite's Son (pp. 83–84)
- Elisha and Naaman (pp. 85–86)