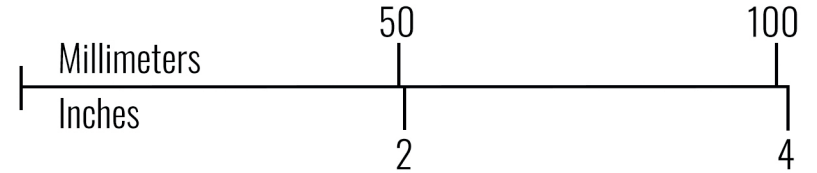


HEXLOX THRU AXLE SIZING GUIDE

Step 1 - Print out this sheet at 100% - Do not scale!


Step 2 - Check correct scaling by measuring with a ruler here




Step 3 - Place your axle below to measure the axle length. The length can have a variation of +/- 2 mm and still be a perfect fit.




Step 4 - Match the thread of your axle against all of these examples, then pick the best fit




Thread 1
M12 x 1.0




Thread 2
M12 x 1.5



Thread 3
M12 x 1.75



Thread 4
M14 x 1.5



Thread 5
M15 x 1.5