

HEXLOX THRU AXLE SIZING GUIDE



Step 1 - Print out this sheet at 100% - Do not scale!

Step 2 - Check correct scaling by measuring with a ruler here


Millimeters	50	100
Inches	2	4

Step 3 - Place your axle below to measure the axle length. The length can have a variation of +/- 2 mm and still be a perfect fit.


Head of axle may not go past this line.
Measure the length of body only.

Millimeters 100 110 120 130 140 150 160 170 180 190 200 210 220 230


Step 4 - Match the thread of your axle against all of these examples, then pick the best fit




Thread 1
M12 x 1.0




Thread 2
M12 x 1.5



Thread 3
M12 x 1.75



Thread 4
M14 x 1.5



Thread 5
M15 x 1.5