


# Küschall® Champion

## Price List and Order Form

Customer Service: 1800 460 460

Fax: 1800 814 367

www.invacare.com.au



### TRANSACTION TYPE:

Order  Quote

Date \_\_\_\_\_ Account # \_\_\_\_\_ P.O. # \_\_\_\_\_

Company Name \_\_\_\_\_ Phone # \_\_\_\_\_

Address \_\_\_\_\_ City \_\_\_\_\_ State \_\_\_\_\_ Post Code \_\_\_\_\_ Country \_\_\_\_\_

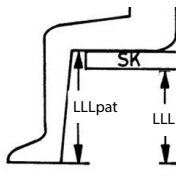
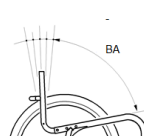
Contact Name \_\_\_\_\_ Comments \_\_\_\_\_

Code	Description	Price
<input type="radio"/> DHA 0031	Küschall Champion	
<input type="radio"/> DHA 0000	MyKüschall special construction <i>Complete all information at end of script</i>	
<b>SEATING CHOICE</b>		
<b>FRAME</b>		
<input type="radio"/> DHA 1150	Frame angle 75°, Aluminium <i>Not with SW 48cm</i>	
<input type="radio"/> DHA 1160	Frame angle 90°, Aluminium <i>Not with SW 48cm</i>	
<input type="radio"/> DHA 1170	Frame angle 75°, Aluminium Tapered <i>Not with SW 36-38cm or SK Option</i>	
<input type="radio"/> DHA 1180	Frame angle 90°, Aluminium Tapered <i>Not with SW 36-38cm or SK Option</i>	
<b>FRAME OPTION</b>		
<input type="radio"/> DHA 1250	SK Option: Folding Front Frame <i>Not with tapered frames, SW 48cm, LLL &lt; 38cm</i>	
<b>SEAT WIDTH (SW)</b>		
<input type="radio"/> DHA 1320	36cm <i>Not with tapered frames or fixation strap</i>	
<input type="radio"/> DHA 1325	38cm <i>Not with tapered frames or fixation strap</i>	
<input type="radio"/> DHA 1330	40cm	
<input type="radio"/> DHA 1335	42cm	
<input type="radio"/> DHA 1340	44cm <i>Not with light seat upholstery</i>	
<input type="radio"/> DHA 1345	46cm <i>Not with light seat upholstery</i>	
<input type="radio"/> DHA 1350	48cm <i>Only with tapered frame; Not with light seat upholstery or SK Option</i>	
<b>SEAT DEPTH (SD)</b>		
<input type="radio"/> DHA 1405	34cm <i>Not with light seat upholstery</i>	
<input type="radio"/> DHA 1415	36cm <i>Not with light seat upholstery</i>	
<input type="radio"/> DHA 1425	38cm	
<input type="radio"/> DHA 1435	40cm	
<input type="radio"/> DHA 1445	42cm	
<input type="radio"/> DHA 1460	44cm <i>Not with light seat upholstery</i>	
<input type="radio"/> DHA 1470	46cm <i>Not with light seat upholstery</i>	
<input type="radio"/> DHA 1480	48cm <i>Not with light seat upholstery</i>	
<b>BACK HEIGHT (BH)</b>		
<input type="radio"/> DHA 1615	30cm <i>Not with standard back upholstery</i>	
<input type="radio"/> DHA 1620	31.5cm <i>Not with standard back upholstery</i>	
<input type="radio"/> DHA 1625	33cm <i>Not with standard back upholstery</i>	
<input type="radio"/> DHA 1630	34.5cm	
<input type="radio"/> DHA 1635	36cm	
<input type="radio"/> DHA 1640	37.5cm	
<input type="radio"/> DHA 1645	39cm	
<input type="radio"/> DHA 1650	40.5cm	
<input type="radio"/> DHA 1655	42cm	
<input type="radio"/> DHA 1660	43.5cm	
<input type="radio"/> DHA 1665	45cm	
<input type="radio"/> DHA 1670	46.5cm	
<b>FRONT SEAT-TO-FLOOR-HEIGHT (FSTF)</b>		
<input type="radio"/> DHA 1740	45cm <i>Not with LLL 43-50cm</i>	
<input type="radio"/> DHA 1745	46cm <i>Not with LLL 44-50cm</i>	
<input type="radio"/> DHA 1750	47cm <i>Not with LLL 45-50cm</i>	
<input type="radio"/> DHA 1755	48cm <i>Not with LLL 46-50cm</i>	
<input type="radio"/> DHA 1760	49cm <i>Not with LLL 47-50cm</i>	
<input type="radio"/> DHA 1765	50cm <i>Not with LLL 48-50cm</i>	
<input type="radio"/> DHA 1770	51cm <i>Not with LLL 49-50cm</i>	
<input type="radio"/> DHA 1775	52cm <i>Not with LLL 50cm</i>	
<input type="radio"/> DHA 1780	53cm <i>Not with 3" front wheel</i>	
<input type="radio"/> DHA 1785	54cm <i>Only with 5" front wheels</i>	

NOTE: Measurements of the Küschall Champion may not be similar to previous generations - make sure to always take measurements

**NOTE: All specifications and dimensions are approximate.  
For the most current information, go to [www.invacare.com.au](http://www.invacare.com.au)**

# Küschall® Champion

<b>REAR SEAT-TO-FLOOR-HEIGHT (RSTF)</b>		75°: RSTF=[FSTF-7cm] to [FSTF-0cm]; 90°: RSTF=[FSTF-10cm] to [FSTF-3cm]		
<input type="radio"/>	DHA 1815	39cm	Not with 25" or 26" rear wheels	<b>RSTF / Rear wheel size</b> 22" : 39-44 cm 24" : 39-46 cm 25" : 41-48 cm 26" : 43-48 cm
<input type="radio"/>	DHA 1820	40cm	Not with 25" or 26" rear wheels	
<input type="radio"/>	DHA 1825	41cm	Not with 26" rear wheels	
<input type="radio"/>	DHA 1830	42cm	Not with 26" rear wheels	
<input type="radio"/>	DHA 1835	43cm		
<input type="radio"/>	DHA 1840	44cm		
<input type="radio"/>	DHA 1845	45cm	Not with 22" rear wheels	
<input type="radio"/>	DHA 1850	46cm	Not with 22" rear wheels	
<input type="radio"/>	DHA 1855	47cm	Not with 22" or 24" rear wheels	
<input type="radio"/>	DHA 1860	48cm	Not with 22" or 24" rear wheels	
<b>LOWER LEG LENGTH (LLL)</b>		75°: LLL ≤ [FSTF-3cm]; 90°: LLL ≤ [FSTF-4cm]		
<input type="radio"/>	DHA 1924	32cm	Not with SK Option	<p>User's LLL must be measured by taking away the cushion thickness</p>  <p>LLL = LLLpat - SK</p>
<input type="radio"/>	DHA 1926	33cm	Not with SK Option	
<input type="radio"/>	DHA 1928	34cm	Not with SK Option	
<input type="radio"/>	DHA 1930	35cm	Not with SK Option	
<input type="radio"/>	DHA 1932	36cm	Not with SK Option	
<input type="radio"/>	DHA 1934	37cm	Not with SK Option	
<input type="radio"/>	DHA 1936	38cm	SK Option only with seat depth (SD) ≥ 40cm	
<input type="radio"/>	DHA 1938	39cm	SK Option only with seat depth (SD) ≥ 38cm	
<input type="radio"/>	DHA 1940	40cm		
<input type="radio"/>	DHA 1942	41cm		
<input type="radio"/>	DHA 1944	42cm		
<input type="radio"/>	DHA 1946	43cm		
<input type="radio"/>	DHA 1948	44cm		
<input type="radio"/>	DHA 1950	45cm		
<input type="radio"/>	DHA 1952	46cm		
<input type="radio"/>	DHA 1954	47cm		
<input type="radio"/>	DHA 1956	48cm		
<input type="radio"/>	DHA 1958	49cm		
<input type="radio"/>	DHA 1960	50cm		
<b>BACKREST</b>				
<input type="radio"/>	DHA 2140	Angle adjustable, forward folding backrest with soft locking		
<b>BACK UPHOLSTERY</b>				
<input type="radio"/>	DHA 2200	Standard upholstery	Not with BH < 33cm, height-adj rear-set push handles and backrest stabilisation bar	
<input type="radio"/>	DHA 2220	Tension adjustable, black		
<input type="radio"/>	DHA 2230	Tension adjustable, Aero		
<b>PUSH HANDLES</b>				
<input type="radio"/>	DHA 2400	Without push handles	Not with BH < 34.5cm	
<input type="radio"/>	DHA 2410	Push handles fixed, mini		
<input type="radio"/>	DHA 2420	Push handles fixed, long		
<input type="radio"/>	DHA 2430	Height-adjustable rear set	Not with standard upholstery or tubular armrests	
<input type="radio"/>	DHA 2440	Height-adjustable, integrated	Not with backrest stabilisation bar	
<input type="radio"/>	DHA 2450	Push handles, foldable	Not with backrest stabilisation bar	
<b>BACKREST ANGLE (BA)</b>				
<input type="radio"/>	DHA 2510	76°		
<input type="radio"/>	DHA 2530	80.5°		
<input type="radio"/>	DHA 2550	85°		
<input type="radio"/>	DHA 2570	89.5°		
<input type="radio"/>	DHA 2590	94°		
<b>BACKREST STABILISATION BAR</b>				
<input type="radio"/>	DHA 2595	Backrest stabilisation bar, swing away removable	Not with standard upholstery, folding push handles or BH < 40.5cm	
<b>SEATING</b>				
<b>SEAT UPHOLSTERY</b>				
<input type="radio"/>	DHA 2600	Standard seat upholstery		
<input type="radio"/>	DHA 2630	Light seat upholstery	Not with SW and SD > 42cm, or SD 34cm	
<b>SEATING</b>				
<b>SEAT CUSHION</b>				
<input type="radio"/>	DHA 2700	Standard seat cushion, 60mm, double foam with visco top		<input type="radio"/> CLEAR
<input type="radio"/>		Matrix PS Cushion	Not all seat sizes available. Refer to Seating Catalogue	
<input type="radio"/>		Matrix PSP Cushion	Not all seat sizes available. Refer to Seating Catalogue	
<input type="radio"/>		Matrix VI Cushion	Not all seat sizes available. Refer to Seating Catalogue	
<input type="radio"/>		Matrix Libra Cushion	Not all seat sizes available. Refer to Seating Catalogue	
<b>SEAT BAG</b>				
<input type="radio"/>	DHA 2800	Seat bag, click in and removable	Includes fixation clips DHA7010	

**NOTE: All specifications and dimensions are approximate.**  
**For the most current information, go to [www.invacare.com.au](http://www.invacare.com.au)**

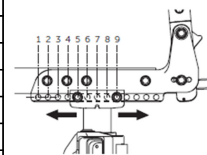
# Küschall® Champion

FOOTREST			
<input type="radio"/>	DHA 3240	Flip-up footplate, angle adjustable, set to front	
<input type="radio"/>	DHA 3250	Flip-up footplate, angle adjustable, set to back	
CALF STRAP			
<input type="radio"/>	DHA 3320	Mounted on supporter	
<input type="radio"/>	DHA 3330	Mounted on frame	
SIDE GUARDS			
SIDE GUARDS / CLOTHES GUARDS			
<input type="radio"/>	DHA 3420	Carbon clothes guards, flip back	
<input type="radio"/>	DHA 3430	Carbon mud guards, fixed	Not with armrest DHA3490
<input type="radio"/>	DHA 3440	Carbon mud guards, removable	Not with armrest DHA3490
ARMRESTS			
<input type="radio"/>	DHA 3490	Armrest, height adjustable, short armpad (T-arm)	No side guard included, not with mudguards
<input type="radio"/>	DHA 3480	Tubular armrest, height adjustable, removable, comfort padded	
FRAME COLOUR & CUSTOMISATION			
FRAME COLOUR			
<input type="radio"/>	DHA 4000	Space Black	
<input type="radio"/>	DHA 4010	Anthracite Grey	
<input type="radio"/>	DHA 4020	Pure White	Not with Light Grey Bold Styling
<input type="radio"/>	DHA 4030	Carmine Red	
<input type="radio"/>	DHA 4040	Azure Blue	
<input type="radio"/>	DHA 4100	Black Glossy	Extra lead time 10+ days. Tag styling only
<input type="radio"/>	DHA 4110	Ferrite	Extra lead time 10+ days. Tag styling only
<input type="radio"/>	DHA 4120	Slate Metallic	Extra lead time 10+ days. Tag styling only
<input type="radio"/>	DHA 4130	Silver Grey	Extra lead time 10+ days. Tag styling only
<input type="radio"/>	DHA 4140	Royal Blue	Extra lead time 10+ days. Tag styling only
<input type="radio"/>	DHA 4150	Ruby Red	Extra lead time 10+ days. Tag styling only
<input type="radio"/>	DHA 4160	Smoky Grey	Extra lead time 10+ days. Tag styling only
<input type="radio"/>	DHA 4170	Dynamite Orange	Extra lead time 10+ days. Tag styling only
<input type="radio"/>	DHA 4180	Forest Green	Extra lead time 10+ days. Tag styling only
STYLING			
<input type="radio"/>	DHA 4190	Bold	Not with SK Option
<input type="radio"/>	DHA 4195	Tag	
BOLD COLOUR			
<input type="radio"/>	DHA 4200	Black	
<input type="radio"/>	DHA 4210	Dark Grey	
<input type="radio"/>	DHA 4220	Light Grey	
<input type="radio"/>	DHA 4230	Red	
<input type="radio"/>	DHA 4240	Blue	
<input type="radio"/>	DHA 4250	Gold	
TAG COLOUR			
<input type="radio"/>	DHA 4300	Black	
<input type="radio"/>	DHA 4310	Red	
FRONT WHEEL			
FRONT WHEEL			
<i>For configuration please also see tables at end of form</i>			
<input type="radio"/>	DHA 5000	3" Supersport	Not with FSTF 53-54cm
<input type="radio"/>	DHA 5050	4" Everyday wheel, black	Not with FSTF 54cm
<input type="radio"/>	DHA 5100	4" Comfort wheel, black	Not with FSTF 54cm
<input type="radio"/>	DHA 5150	4" Starec, black	Not with FSTF 54cm
<input type="radio"/>	DHA 5200	4" EPIC Softroll, black	Not with FSTF 54cm
<input type="radio"/>	DHA 5250	4" EPIC Softroll, silver	Not with FSTF 54cm
<input type="radio"/>	DHA 5300	5" Everyday wheel, black	
<input type="radio"/>	DHA 5350	5" Comfort wheel, black	
<input type="radio"/>	DHA 5400	5" Starec, black	
<input type="radio"/>	DHA 5450	5" EPIC Softroll, black	
<input type="radio"/>	DHA 5500	5" EPIC Softroll, silver	

**NOTE: All specifications and dimensions are approximate.**  
**For the most current information, go to [www.invacare.com.au](http://www.invacare.com.au)**

# Küschall® Champion

REAR WHEELS			
<b>REAR WHEEL POSITION</b>			
<input type="radio"/>	DHA 6100	1st from front	Most active position
<input type="radio"/>	DHA 6110	2nd from front	
<input type="radio"/>	DHA 6120	3rd from front	
<input type="radio"/>	DHA 6130	4th from front	
<input type="radio"/>	DHA 6140	5th from front	
<input type="radio"/>	DHA 6150	6th from front	
<input type="radio"/>	DHA 6160	7th from front	
<input type="radio"/>	DHA 6170	8th from front	
<input type="radio"/>	DHA 6180	9th from front	Least active position
<b>QUAD QUICK RELEASE AXLE</b>			
<input type="radio"/>	DHA 6300	Tetra Clip axle	Not with Spinerger LXX wheels or Alber Add On Kits
<b>REAR WHEEL SIZE</b>			
<input type="radio"/>	DHA 6400	22"	Starec wheels only
<input type="radio"/>	DHA 6410	24"	
<input type="radio"/>	DHA 6420	25"	Not with Starec wheels
<input type="radio"/>	DHA 6430	26"	Starec wheels only
<b>REAR WHEEL TYPE</b>			
<input type="radio"/>	DHA 6510	22", 24", 26" Küschall Starec, cross spoked	Colourless Starec hub, black rim
<input type="radio"/>	DHA 6520	24", 25" High Performance	Black hub & rim; Not with solid tyres
<input type="radio"/>	DHA 6550	24", 25" Spinerger LXX	Hub, rim & spokes black; Not with solid tyres
<b>REAR WHEEL TYRE</b>			
<input type="radio"/>	DHA 6600	22", 24", 25", 26" Schwalbe Rightrun black/grey	
<input type="radio"/>	DHA 6620	24", 25", 26" Schwalbe Marathon Plus tyre	SmartGuard puncture protected
<input type="radio"/>	DHA 6630	24", 25" Schwalbe ONE	V-Guard puncture resistant
<input type="radio"/>	DHA 6640	22", 24" Profile tyre 7 bar	
<input type="radio"/>	DHA 6650	24" Solid tyre, profile, grey	Not with high performance or Spinerger LXX wheels
<b>HANDRIM</b>			
<input type="radio"/>	DHA 6780	22", 24", 25", 26" Light Alu, grey, dist 3cm	Short tabs with one hole at 3cm
<input type="radio"/>	DHA 6800	22", 24", 25", 26" Light Alu, grey, dist 4cm	Long tabs with two holes at 3cm or 4cm, mounted at 4cm
<input type="radio"/>	DHA 6790	22", 24", 25", 26" Light Alu, black, dist 3cm	Short tabs with one hole at 3cm
<input type="radio"/>	DHA 6700	22", 24", 26" Supergrripp, dist 3cm	Long tabs with two holes at 3cm or 4cm, mounted at 3cm
<input type="radio"/>	DHA 6710	24", 26" Steel polished, dist 3cm	Short tabs with one hole at 3cm
<input type="radio"/>	DHA 6720	24" Titanium, dist 3cm	Short tabs with one hole at 3cm
<input type="radio"/>	DHA 6730	24" Titanium, dist 4cm	Long tabs with two holes at 3cm or 4cm, mounted at 4cm
<input type="radio"/>	DHA 6740	24" Carbolife Gekko, dist 3cm	Long tabs with two holes at 3cm or 4cm, mounted at 3cm
<input type="radio"/>	DHA 6750	24" Carbolife Gekko S, dist 3cm	Long tabs with two holes at 3cm or 4cm, mounted at 3cm
<input type="radio"/>	DHA 6760	24" Carbolife Curve L, dist 3cm	Long tabs with two holes at 3cm or 4cm, mounted at 3cm
<input type="radio"/>	DHA 6770	24" Carbolife Quadro, dist 3cm	Long tabs with two holes at 3cm or 4cm, mounted at 3cm
<b>REAR WHEEL CAMBER</b>			
<input type="radio"/>	DHA 6820	Camber 0°	
<input type="radio"/>	DHA 6830	Camber 1°	Not with Alber Add On Kits
<input type="radio"/>	DHA 6840	Camber 3°	Not with Alber Add On Kits or performance brakes
<b>SPOKE GUARDS</b>			
<input type="radio"/>	DHA 6900	22", 24", 26" Transparent	Not with Spinerger LXX
<input type="radio"/>	DHA 6910	22", 24", 26" Black	Not with Spinerger LXX
<b>ALBER ADD ON KIT</b>			
<input type="radio"/>	DHA 6950	E-Motion & Twion adapter plate	Only with 24" wheels and 0° camber. Includes 2 Alber antitippers
<b>FIXATION CLIPS</b>			
<input type="radio"/>	DHA 7000	Fixation strap	Not with tapered front frame; Not with SW 36-38cm
<input type="radio"/>	DHA 7010	Fixation clip	Not with tapered frame
<b>UNFOLDING HELP</b>			
<input type="radio"/>	DHA 7100	Unfolding help	To open folding mechanism from front
<b>SAFETY</b>			
<b>BRAKES</b>			
<input type="radio"/>	DHA 7200	Pull brake, straight lever	
<input type="radio"/>	DHA 7210	Push brake, bent lever	
<input type="radio"/>	DHA 7220	Push brake, straight lever	
<input type="radio"/>	DHA 7230	Performance brake	Not with 3° camber
<input type="radio"/>	DHA 7240	Active scissor brake	
<input type="radio"/>	DHA 7250	Light Active brake	
<b>BRAKE EXTENSION LEVER</b>			
<input type="radio"/>	DHA 7300	Brake extension lever	Only for straight lever brakes
<b>ANTITIPPER</b>			
<input type="radio"/>	DHA 7500	Antitipper right	
<input type="radio"/>	DHA 7510	Antitipper left	
<input type="radio"/>	DHA 7520	Antitipper both sides	



**RSTF / Rear wheel size**  
 22" : 39-44 cm  
 24" : 39-47 cm  
 25" : 41-48 cm  
 26" : 43-48 cm

CLEAR

CLEAR

**NOTE: All specifications and dimensions are approximate.**  
**For the most current information, go to [www.invacare.com.au](http://www.invacare.com.au)**

# Küschall® Champion

<b>SEAT BELT</b>			
<input type="radio"/>	DHA 7800	Seat belt	
<b>PASSIVE LIGHTS (REFLECTORS)</b>			<input type="radio"/> CLEAR
<input type="radio"/>	DHA 7900	Passive lights assembled (mounted on spokes)	<i>Reflectors</i>
<input type="radio"/>	DHA 7910	Passive lights enclosed	<i>Reflectors</i>
<b>ACCESSORIES</b>			
<b>FRAME PROTECTION</b>			
<input type="radio"/>	DHA 8010	Front Frame Protectors, pair	<i>Removable</i>
<b>TIPPER AID</b> <span style="float: right;"><i>Max 2 options per side, eg antitipper, tipper aid, cane holder, transit wheel</i></span>			
<input type="radio"/>	DHA 8100	Tipper-Aid right	<i>Not on same side as cane holder</i>
<b>CANE HOLDER</b> <span style="float: right;"><i>Max 2 options per side, eg antitipper, tipper aid, cane holder, transit wheel</i></span>			
<input type="radio"/>	DHA 8200	Cane holder, right	<i>Not on same side as tipper-aid</i>
<b>TRANSIT WHEELS 3"</b>			
<input type="radio"/>	DHA 8300	Transit wheels 3"	<i>Only in combination with anti-tippers both sides</i>
<b>AIR PUMP</b>			
<input type="radio"/>	DHA 8500	Air pump	
<b>TOOL KIT</b>			
<input type="radio"/>	DHA 8550	Tool kit	
<b>WHEEL BAG AND WHEEL KITS</b>			
<input type="radio"/>	DHA 8650	Wheel bag	
<input type="radio"/>	<del>DHA 8650</del>	Mountain bike wheels with bag	<i>Mountain bike wheels and tires with alu handrims and quick-release axles</i>
<input type="radio"/>	DHA 8700	Travel bag for Champion	<i>Soft bag, wheels can remain on the wheelchair</i>
<input type="radio"/>	DHA 8750	Travel bag for Champion with SK Option	<i>Rigid bag for folded wheelchair plus luggage</i>

## SUPPORT FOR MEASUREMENTS / MYKÜSCHALL REQUESTS

	CUSTOMIZED MEASUREMENTS	
	SW	
	SD	
	BH	
	FSTF	
	RSTF	
	LLL	
	BA	
	CAMBER	
	USER WEIGHT	
USER SIZE		

**NOTE: All specifications and dimensions are approximate.**  
**For the most current information, go to [www.invacare.com.au](http://www.invacare.com.au)**



# Küschall® Champion

## REAR WHEEL SIZE, BRAKE TYPE, FRAME TYPE, SEAT DEPTH, REAR WHEEL POSITION

	Active Brake 75°/90° frame			Performance brake 75°/90° frame	
	SD 34-40	SD 42	SD 44-48	SD 34-40	SD 42-48
22"	1 to 9	1 to 9	1 to 9	1 to 9	1 to 9
24"	3 to 9	1 to 9	1 to 9	1 to 9	1 to 9
25"	4 to 9	2 to 9	1 to 9	2 to 9	1 to 9
26"	5 to 9	3 to 9	1 to 9	3 to 9	1 to 9

## FRAME TYPE, STF DIFFERENCE, FOOTPLATE, SEAT DEPTH, FRONT WHEEL SIZE

FSTF - RSTF	FOOTPLATE TO FRONT						FOOTPLATE TO REAR					
	SD 34-38			SD ≥ 40			SD 34-38			SD ≥ 40		
	3"	4"	5"	3"	4"	5"	3"	4"	5"	3"	4"	5"
<b>75° Frame</b>												
0												
1cm												
2cm												
3cm												
4cm												
5cm												
6cm												
7cm												
<b>90° Frame</b>												
3cm												
4cm												
5cm												
6cm												
7cm												
8cm												
9cm												
10cm												



Local Homologation number, ISO, MDA, TUV logos  
 The product includes all standard features  
 Maximum user weight: 120kg  
 We reserve the right to deliver a + or - tolerance of +/- 10 mm on all measurements  
 We reserve the right to make technical changes without notice



**NOTE: All specifications and dimensions are approximate.**  
 For the most current information, go to [www.invacare.com.au](http://www.invacare.com.au)



**Invacare Corporation** [www.invacare.com.au](http://www.invacare.com.au)

**Australia**  
 1 Lenton Place  
 North Rocks NSW 2151  
 Australia  
 1800 460 460

©2014 Invacare Corporation  
 All rights reserved. Trademarks are identified by the symbols™ and ®. All trademarks are owned by or licensed to Invacare Corporation unless otherwise noted. Specifications and prices are subject to change without notification.