


**White Horse
Distribution**

KUBOTA



**GREAT
PRICE**

**GREAT
SERVICE**

**GREAT
QUALITY**

Call or Text

1-204-981-9138

www.used-tractors.ca

e-mail: tractors@mts.net

BLADE BOLT BEVELED WASHER

PART NO.: 1913-2201
REFERENCE NO.: K5651-34350;K5651-34352
Page: 548



ALTERNATOR

PART NO.: 1900-0501
FITS MODELS: KX121-2, KX161-2, KX61-2, L2600DT and more
Page: 501



DUST CUP

PART NO.: 1913-2202
FITS MODELS: RCK48GR; RCK48P-1000Z and more
REFERENCE NO.: K5647-34310; K5647-34312
Page: 549



THERMOSTAT

PART NO.: 1906-6202
FITS MODELS: B1550D; B1550E; B1550HSTD and more
REFERENCE NO.: 15531-73010 and more
Page: 496



STARTER

PART NO.: 1900-0112
FITS MODELS: BX1500D, F2260, F2560, F2560E and more
REFERENCE NO.: 1G023-63010 and more
Page: 510



STARTER

PART NO.: 1900-0107
FITS MODELS: B2150D; B2150HSD; B2150HSE and more
REFERENCE NO.: 15504-63010 and more
Page: 509



ROLLER WHEEL

PART NO.: 1913-2203
FITS MODELS: RCK48P-723Z, RCK54-18Z; and more
REFERENCE NO.: K5673-46251 and more
Page: 549



FUEL SOLENOID

PART NO.: 1903-3010
FITS MODELS: B2410HSD; B2410HSD; B2410HSE and more
REFERENCE NO.: 17208-60010 and more
Page: 541



FUEL SOLENOID

PART NO.: 1903-3007
FITS MODELS: B7410D, BX1500D, BX1800D and more
REFERENCE NO.: 16851-60010;16851-60014
Page: 540



IGNITION SWITCH

PART NO.: 1900-0912
FITS MODELS: B1700D; B1700E; B1700HSD and more
REFERENCE NO.: 6C040-55452
Page: 506



FUEL PUMP

PART NO.: 1903-3002
FITS MODELS: B6000DT, B6000E, G4200 and more
REFERENCE NO.: 15231-52030; 15231-52033; 68371-51210
Page: 539




INJECTOR

PART NO.: 1903-3022
FITS MODELS: GV1125Q0KTC; KJS130D; KJS130DX and more
REFERENCE NO.: 16082-63903 and more
Page: 542



STARTER

PART NO.: 1900-0117
FITS MODELS: BX2200D, F2680E, F2690, F2690E and more
REFERENCE NO.: 16285-63010 and more
Page: 510



ALTERNATOR

PART NO.: 1900-0502
FITS MODELS: B1550D; B1550E; B1550HSTD and more
REFERENCE NO.: 16231-64010 and more
Page: 501



FUEL SOLENOID

PART NO.: 1903-3011
FITS MODELS: KX057-4, KX080-3T, M5040DT and more
REFERENCE NO.: 1G772-60010 and more
Page: 541



TEMP SENDER

PART NO.: 1909-0002
FITS MODELS: B1700D; B1700E; B1700-HSD and more
REFERENCE NO.: 31351-32830; 35-048
Page: 519



FUEL PUMP

PART NO.: 1903-3036
FITS MODELS: BX1500D, BX1800D, BX1830D and more
REFERENCE NO.: 52200-41210; 52200-41212
Page: 540



GLOW PLUG

PART NO.: 1900-1001
FITS MODELS: GV1125Q60KTC; GV3250Q60SW and more
REFERENCE NO.: 19077-65510 and more
Page: 504



IGNITION SWITCH

PART NO.: 1900-0910
FITS MODELS: BM105SDS; M105S-DSF; M105SDSL and more
REFERENCE NO.: 52200-41210; 52200-41212
Page: 505



DYNAMO

PART NO.: 1900-0507
FITS MODELS: B1550D; B1550HSTD; B1550HSTE and more
Page: 504



FUEL BOWL

PART NO.: 1903-3030
FITS MODELS: B2301HSD, B2320DT, B2320DTN-1 and more
REFERENCE NO.: 6A320-59920
Page: 538



A/C Components	482	A/C Components
Brake System Componentsn/a	Brake System Components
Clutch, Transmission, PTO	483	Clutch, Transmission, PTO
Cooling System Components	490	Cooling System Components
Drivelinesn/a	Drivelines
Electrical Components	501	Electrical Components
Engine Components	514	Engine Components
Filters	520	Filters
Front Axle Steering	532	Front Axle Steering
Fuel System Components	538	Fuel System Components
Gauges, Instruments, Cablesn/a	Gauges, Instruments, Cables
Hitch, Implement Components	543	Hitch, Implement Components
Hydraulic, Power Steering	550	Hydraulic, Power Steering
Manuals & Decalsn/a	Manuals & Decals
Muffler	556	Muffler
Rear Axle Differential	557	Rear Axle Differential
Roller Chainn/a	Roller Chain
Seats, Other Componentsn/a	Seats, Other Components
Sheet Metal, Grillen/a	Sheet Metal, Grille
Tools & Shop Suppliesn/a	Tools & Shop Supplies
Wheels, Hubs, Components	565	Wheels, Hubs, Components

Replacement **Clutch, Transmission, PTO****KUBOTA**

PART NO.	DESCRIPTION	REFERENCE NO.
 1912-4000	Clutch Alignment Tool	C1912-4000T
FITS MODELS: M4700; M4900; M4900C; M4900DT; M4900DTC; M4900SU; M4900SUDT; M5400; M5400DT; M5400DTN; M5700; M5700C; M5700DT; M5700DTC; M5700DTN; M6800; M6800DT; M6800S; M6800SC; M6800SDT; M6800SDTC TECH NOTES: 1 9/16" by 14 Spline alignment tool. Pilot end is 34.9mm outside diameter.		
1912-4001	Clutch Alignment Tool	C1912-4001T
FITS MODELS: L3750; L3750DT; L4150; L4150DT; L4850DT TECH NOTES: 10 spline by 15/16", .588" pilot OD.		
 1912-1051	Clutch Disc	31180-14300; 32130-14300; 32130-14302
FITS MODELS: L175; L185DT; L185F; L200; L210 TECH NOTES: 10 spline with 1" center hub, 7 1/4" OD, fiber material.		
 1912-1052	Clutch Disc	TA020-20500; TA020-20501; TD020-20500
FITS MODELS: L2900DT; L2900F; L3010DT; L3010F; L3010GST; L3010HST; L3130DT; L3130F; L3130GST; L3130HST; L3240DT; L3240DT3; L3240F; L3240F3; L3240GST; L3240GST3; L3240HST; L3240HST3; L3240HSTC; L3240HSTC3; L3300DT; L3300DTGST; L3300F; L3410DT; L3410GST; L3410HST; L3430DT; L3430GST; L3430HST; L3430HSTC; L3450DT; L3450DTGST; L3450DTWET; L3540GST; L3540GST3; L3540HST; L3540HST3; L3540HSTC; L3540HSTC3; L3560DT; L3560GST; L3830DT; L3830GST; L3830HST; L3940DT; L3940GST; L3940HST; L3940HST3; L3940HSTC; L3940HSTC3; L4240DT; L4240GST; L4240HST; L4240HST3; L4240HSTC; L4240HSTC3; L4300DT; L4300F; L4330GST; L4330HST; L4330HSTC; L4400DT; L4400F; L4400H; L45 Indust/Const; L4630DT; L4630GST; L4630GSTC; L4630HST; L4740GST; L4740HST; L4740HST3; L4740HSTC; L4740HSTC3; L5030GST; L5030HST; L5030HSTC; L5240HST; L5240HST3; L5240HSTC; L5240HSTC3; L5740HST; L5740HST3; L5740HSTC; L5740HSTC3; M59 Indust/Const; MX4700H; MX5100H TECH NOTES: 9 1/2" rigid fiber drive disc w/19 spline by 1 3/8" center hub.		
 1912-1053	Clutch Disc	32420-14300; 34200-14300; 34220-14302; 35290-14300; 35300-14300; 38240-14300; 43200-14300; 66419-13400
FITS MODELS: B2150HSD; B2150HSE; B9200HSDTOW; B9200HSTDP; B9200HSTEP; L2050DT; L2050F; L2250DT; L2250F; L235; L2350DT; L2350F; L245DT; L245F; L245H; L2550DT; L2550DTGST; L2550F; L2550TOW; L2650DT; L2650DTGST; L2650DTWET; L2650F; L275; L285P; L285WP; L295DT; L295F TECH NOTES: Rigid fiber drive disc w/8 1/2" outside diameter and 10 spline 1" center hub.		
 1912-1054	Clutch Disc	32530-14300; 32530-14304
FITS MODELS: L3750DT; L4150DT; L4850DT TECH NOTES: Spring damper fiber drive disc w/11" diameter, 10 spline 15/16" center hub.		
 1912-1055	Clutch Disc	3A151-25130; 3A151-25133; 3A152-25130; 3A161-25130
FITS MODELS: M8200; M8200C; M8200DT; M8200DTC; M9000; M9000C; M9000DT; M9000DTC; M9000DTL; M9000DTM; M9000DTMC TECH NOTES: Six (6) pad drive disc, 11 3/4" outside diameter w/14 spline 1 9/16" center hub.		
 1912-1056	Clutch Disc	33820-25130; 33830-25120; 33830-25130; 35851-25130; 35860-25130; 35861-25130; 36430-25130; 36530-25131; 3C081-25132; 3F740-25120; 3F740-25122
FITS MODELS: M6950; M6950C; M6950DT; M6950DTC; M6950DTS; M6950S; M6970DT; M7580DT; M7580DTC; M7950; M7950C; M7950DT; M7950DT-Mudder; M7950DTC; M7950DTS; M7950H; M7950S; M7950W; M7970DT; M8540DT; M8540DT1; M8540DTC; M8540DTC1; M8540F; M8540F1; M8540FC; M8540FC1; M8580DT; M8580DTC; M8950; M8950C; M8950DT; M8950DTC; M8950DTS; M8950S; M8970DT; M9540DT; M9540DT1; M9540DTC; M9540DTC1; M9540F; M9540F1; M9540FC; M9540FC1 TECH NOTES: Paddle type drive disc 13" outside diameter w/ 1 9/16" (28.575mm) 14 spline hub, six pads.		

A/C
ComponentsBrake System
ComponentsClutch,
Transmission,
PTOCooling
System
Components

Drivelines

Electrical
ComponentsEngine
Components

Filters

Front Axle
SteeringFuel System
ComponentsGauges,
Instruments,
CablesHitch,
Implement
ComponentsHydraulic,
Power SteeringManuals &
Decals

Muffler

Rear Axle
Differential

Roller Chain

Seats, Other
ComponentsSheet Metal,
GrilleTools & Shop
SuppliesWheels, Hubs,
Components

KUBOTAReplacement **Clutch, Transmission, PTO**

	PART NO.	DESCRIPTION	REFERENCE NO.
A/C Components		1912-1057 Clutch Disc	3A011-25130; 3A011-25132; 3A251-25130; 3A261-25130; 3A272-25130; 3G700-25130; SW08049
Brake System Components			
Clutch, Transmission, PTO		FITS MODELS: M4700; M4700DT; M4800SUDF; M4800SUF; M4900; M4900C; M4900DT; M4900DTC; M4900SU; M4900SUDT; M5140DT; M5140DTC; M5140F; M5140FC; M5400; M5400DT; M5400DTN; M5640SU; M5640SUD; M5640SUD1; M5700; M5700C; M5700DT; M5700DTC; M5700DTN; M6800; M6800DT; M6800S; M6800SDT	TECH NOTES: 11" Clutch Disc with 1.574" 14 Spline Hub
Cooling System Components		1912-1058 Clutch Disc	32771-20500; 32781-20502; TA040-20500; TC050-20500; TD060-20500
Drivelines			
Electrical Components		FITS MODELS: L3600DT; L3600DTC; L3600DTGST; L3600DTGSTC; L3710DT; L3710DTGST; L3710DTHST; L3710DTHSTC; L3830DT; L3830F; L3830GST; L3830HST; L39 Indust/Const; L3940DT; L3940DT3; L3940GST; L3940GST3; L3940HST; L3940HST3; L3940HSTC; L3940HSTC3; L4060DT; L4060GST; L4200DT; L4200DTC; L4200DTGST; L4200DTGSTC; L4200F; L4200FC; L4200FGST; L4240DT; L4240DT3; L4240GST; L4240GST3; L4240HST; L4310DT; L4310DTGST; L4310DTGSTC; L4310DTHST; L4310DTHSTC; L4310F; L4330DT; L4330GST; L4330HST; L4330HSTC; L4610DTGST; L4610DTHST; L4610DTHSTC; L4630DT; L4630GST; L4630GSTC; L4630HST; L4740GST; L4740HST; L4760GST; L48 Indust/Const; L5030GST; L5030HST; L5030HSTC; L5040GST; L5040GST3; L5060GST; MX4700DT; MX4700F; MX5000DT; MX5000F; MX5000SU; MX5100DT; MX5100F	TECH NOTES: Fiber Disc 10 1/4" w/ 1 3/8" 19 Spline Hub
Engine Components		1912-1060 Clutch Disc	T1060-20170; T1060-20172; T1060-20173
Filters			
Front Axle Steering		FITS MODELS: L2501D; L2501F; L2800DT; L2800F; L2800HST; L3200DT; L3200F; L3400DT; L3400HST; L3700SU	TECH NOTES: OD: 8.5" (215mm), ID: 1.004" (25.5mm) 10 spline
Fuel System Components		1912-1061 Clutch Disc	6C040-13400; 6C040-13402
Gauges, Instruments, Cables			
Hitch, Implement Components		FITS MODELS: B1700D; B1700E; B1700HSD; B1700HSE; B21 Indust/Const; B2100D; B2100E; B2100HSD; B2100HSE; B2320DT; B2320DTN-1; B2320DTWO; B2320HSD; B2320HSDN; B2400D; B2400E; B2400HSD; B2400HSE; B2410HSD; B2410HSDB; B2410HSE; B2620HSD; B2710HSD; B2910HSD; B2920HSD; B3200HSD; B3200HSDWO; B3300SUHSD; B7500D; B7500DTN; B7500HSD; B7510D; B7510DN; B7510HSD; B7510HSDTR; B7610HSD; B7800HSD	TECH NOTES: 7.875" (200mm) ID: 1" (25.5mm) 10 spline
Hydraulic, Power Steering		1912-1062 Clutch Disc	32425-14450; 38260-14450; B1VPG2539; K38260-14450
Manuals & Decals			
Muffler		FITS MODELS: B2150D; B2150E; B9200DCDP; B9200DCEP; L2250DT; L2250F; L235; L2550DT; L2550F; L2650DT; L2650F; L275; L2850DT; L2950DT; L2950F; L3250DT; L3250F; L3450DT; L3450F; L3650DT; L3650F	TECH NOTES: 8.46" (215mm), ID: 1.375" (34.92mm) 19 spline, rigid disc
Rear Axle Differential		1912-3001 Clutch Kit	3A151-25133; 3A152-25130; 3A161-25130
Roller Chain			
Seats, Other Components		FITS MODELS: M8200; M8200C; M8200DT; M8200DTC; M9000; M9000C; M9000DT; M9000DTC; M9000DTL; M9000DTM; M9000DTMC	TECH NOTES: 11 3/4" Clutch Kit which includes Diaphragm Pressure Plate, 6 Pad Cerametallic Disc with 14 Spline 1 9/16" Hub, Release bearing, Pilot bearing and Alignment Tool.
Sheet Metal, Grille		1912-3002 Clutch Kit	33820-25130; 35851-25130; 35860-25130; 35861-25130; 36430-25130; 36530-25112; 36530-25131; 3C081-25130; 3F740-25110; 3F740-25120; 3F740-25122
Tools & Shop Supplies			
Wheels, Hubs, Components		FITS MODELS: M6950; M6950C; M6950DT; M6950DTC; M6950DTS; M6950S; M6970DT; M7580DT; M7950; M7950C; M7950DT; M7950DT-Mudder; M7950DTC; M7950DTS; M7950H; M7950S; M7950W; M7970DT; M8540DT; M8540F; M8580DT; M8580DTC; M8950; M8950DT; M8950DTS; M8950S; M8970DT; M9540DT; M9540F	TECH NOTES: 13" Clutch Kit with Pressure Plate, 6 Pad Cerametallic Disc with 14 Spline 1 9/16" Center Hub, Release Bearing, Pilot Bearing and Alignment Tool.

Replacement **Clutch, Transmission, PTO****KUBOTA**

	PART NO.	DESCRIPTION	REFERENCE NO.
	1912-3003	Clutch Kit	32530-14300; 32530-14304; 32530-14600
<p>FITS MODELS: L3750; L3750DT; L4150; L4150DT; L4850DT</p> <p>TECH NOTES: 11" clutch kit contains 32530-14600 pressure plate, 32530-14304 spring clutch disc, 32530-14870 release bearing, 3708600M1 pilot bearing and pilot tool.</p>			
	1912-3004	Clutch Kit	3A011-25130; 3A011-25132; 3A272-25130; 3G011-24110; 3G700-25130; H3G70-25130
<p>FITS MODELS: M4700; M4700DT; M4900; M4900C; M4900DT; M4900DTC; M4900SU; M4900SUDT; M5400; M5400DT; M5400DTN; M5700; M5700C; M5700DT; M5700DTC; M5700DTN; M6800; M6800DT; M6800S; M6800SC; M6800SDT; M6800SDTC</p> <p>TECH NOTES: Spline 1.574". Spline Count 14. Spline alignment tool 1-9/16" x 14. Pilot end is 34.9mm outside diameter. 11 in. clutch and disc</p>			
	1912-3005	Clutch Kit	32771-20500; 32781-20502; CLC40-0036; TA040-20500; TA040-20600; TA040-20601; TC050-20500; TD060-20500
<p>FITS MODELS: L3600DT; L3600DTC; L3600DTGST; L3600DTGSTC; L3710DT; L3710DTGST; L3710DTHST; L3710DTHSTC; L3830DT; L3830F; L3830GST; L3830HST; L39 Indust/Const; L3940DT; L3940DT3; L3940GST; L3940GST3; L3940HST; L4060DT; L4060GST; L4200DT; L4200DTC; L4200DTGST; L4200DTGSTC; L4200F; L4200FC; L4200FGST; L4240DT; L4240DT3; L4240GST; L4240GST3; L4310DT; L4310DTGST; L4310DTHST; L4310DTHSTC; L4310F; L4330DT; L4330GST; L4330HST; L4330HSTC; L4610DTGST; L4610DTHST; L4610DTHSTC; L4630DT; L4630GST; L4630HST; L4740GST; L4740GST3; L4740HST; L4760GST; L48 Indust/Const; L5030GST; L5040GST; L5040GST3; L5060GST; MX4700DT; MX4700F; MX5000DT; MX5000F; MX5000SU; MX5100DT; MX5100F</p> <p>TECH NOTES: Kit includes TA040-20600 10.25" pressure plate, TA040-20500 10.25" fiber disc w/ 1 3/8" x 19 spline hub, TA040-20700 release bearing. Kit does NOT include pilot bearing or line up tool</p>			
	1912-1000	Clutch Plate	15383-81040; 37150-14500; 67211-13300; PP-K37150
<p>FITS MODELS: B1550D; B1550E; B1550HSTD; B1550HSTE; B1750D; B1750E; B1750HSTD; B1750HSTE; B5200D; B5200E; B6200D; B6200E; B6200HSTD; B6200HSTE; B7200D; B7200E; B7200HSTD; B7200HSTE; L185DT; L185F</p> <p>TECH NOTES: 7.25: Diaphragm pressure plate.</p>			
	1912-1001	Clutch Plate	32530-14304; 32530-14600
<p>FITS MODELS: L3750; L3750DT; L4150; L4150DT; L4150DTN; L4850DT</p> <p>TECH NOTES: 11" Diaphragm pressure plate.</p>			
	1912-1002	Clutch Plate	32781-20600; TA040-20600; TA040-20601
<p>FITS MODELS: L3600DT; L3600DTC; L3600DTGST; L3600DTGSTC; L3710DT; L3710DTGST; L3710DTHST; L3710DTHSTC; L3710GST; L3710HST; L3830DT; L3830F; L3830GST; L3830HST; L39 Indust/Const; L3940DT; L3940DT3; L3940GST; L3940GST3; L3940HST; L4060DT; L4060GST; L4200DT; L4200DTC; L4200DTGST; L4200DTGSTC; L4200F; L4200FC; L4200FGST; L4240DT; L4240DT3; L4240GST; L4240GST3; L4240HST; L4240HST3; L4240HSTC; L4240HSTC3; L4310DT; L4310DTGST; L4310DTGSTC; L4310DTHST; L4310DTHSTC; L4310F; L4330DT; L4330GST; L4330HST; L4330HSTC; L4610DTGST; L4610DTHST; L4610DTHSTC; L4630DT; L4630GST; L4630HST; L4740GST; L4740GST3; L4740HST; L4760GST; L48 Indust/Const; L5030GST; L5030HST; L5030HSTC; L5040GST; L5040GST3; L5060GST; MX4700DT; MX4700F; MX5000DT; MX5000F; MX5000SU; MX5100DT; MX5100F</p> <p>TECH NOTES: 10.25" Diaphragm pressure plate.</p>			
	1912-1003	Clutch Plate	31150-14500; 31220-14500; 32130-14500; 32130-14508; 32130-14510; 32130-14530; 32200-14508; 3220014509; 32200-14510; 66591-13400; 66591-13402
<p>FITS MODELS: B4200D; B5100DP; B5100EP; B6000DT; B6000E; B6100DP; B6100EP; B6100HSTD; B6100HSTE; B7100DP; B7100HSTD; B7100HSTE; L175</p> <p>TECH NOTES: 7.25: Three finger pressure plate.</p>			

A/C
ComponentsBrake System
ComponentsClutch,
Transmission,
PTOCooling
System
Components

Drivelines

Electrical
ComponentsEngine
Components

Filters

Front Axle
SteeringFuel System
ComponentsGauges,
Instruments,
CablesHitch,
Implement
ComponentsHydraulic,
Power SteeringManuals &
Decals







Muffler







Rear Axle
Differential

Roller Chain






Seats, Other
ComponentsSheet Metal,
GrilleTools & Shop
SuppliesWheels, Hubs,
Components

KUBOTAReplacement **Clutch, Transmission, PTO**

	PART NO.	DESCRIPTION	REFERENCE NO.
A/C Components		1912-1004 Clutch Plate	36530-25110; 36530-25112; 3F740-25110
Brake System Components			
Clutch, Transmission, PTO		FITS MODELS: M6950; M6950DT; M6950DTS; M6950S; M6970DT; M7580DT; M7580DTC; M7950; M7950DT; M7950DTS; M7950H; M7950S; M7950W; M7970DT; M8540DT; M8540DT1; M8540DTC; M8540DTC1; M8540F; M8540F1; M8540FC; M8540FC1; M8580DT; M8580DTC; M8950; M8950DT; M8950DTS; M8950S; M8970DT; M9540DT; M9540DT1; M9540DTC; M9540DTC1; M9540F; M9540F1; M9540FC; M9540FC1	
		TECH NOTES: 13" Four finger w/ring pressure plate.	
Cooling System Components		1912-1006 Clutch Plate	3A151-25110; 3A151-25111; 3A152-25130; 3A161-25110
Drivelines			
		FITS MODELS: M8200; M8200C; M8200DT; M8200DTC; M9000; M9000C; M9000DT; M9000DTC; M9000DTL; M9000DTM; M9000DTMC	
		TECH NOTES: Diaphragm pressure plate 11 3/4" diameter.	
Electrical Components		1912-1007 Clutch Plate	32420-14200; 32425-14200; 35260-14200; 35290-14200; 35290-14440; 38260-14430
Engine Components			
Filters		FITS MODELS: B2150D; B2150E; B9200DCDP; B9200DCEP; L2250DT; L2250F; L235; L2550DT; L2550F; L2650DT; L2650F; L275; L3000DT; L3000F	
		TECH NOTES: 8 1/2" dual pressure plate with 19 spline 1 3/8" center hub.	
Front Axle Steering		1912-1008 Clutch Plate	3A011-25110; 3G011-24110
Fuel System Components			
		FITS MODELS: M4700; M4700DT; M4800SUDF; M4800SUF; M4900; M4900C; M4900DT; M4900DTC; M4900SU; M4900SUDT; M5040DT; M5040DT1; M5040DTC; M5040DTC1; M5040F; M5040F1; M5040FC; M5040FC1; M5140DT; M5140DT1; M5140DTC; M5140FC; M5140FC1; M5400; M5400DT; M5400DTN; M5640SU; M5640SUD; M5640SUD1; M5700; M5700C; M5700DT; M5700DTC; M5700DTN; M6040DT; M6040DT1; M6040DTC; M6040DTC1; M6040F; M6040F1; M6040FC; M6040FC1; M6800; M6800DT; M6800S; M6800SC; M6800SDT; M6800SDTC; M7040DT; M7040DT1; M7040DTC; M7040DTC1; M7040F; M7040F1; M7040FC; M7040FC1; M7040SU; M7040SUD	
		TECH NOTES: 11" Diaphragm style plate	
Hitch, Implement Components		1912-1005 Clutch Plate Double	32430-14440; 35080-14290; 38260-14430
Hydraulic, Power Steering			
		FITS MODELS: L2950DT; L2950F; L3250DT; L3250F; L3450DT; L3450F; L3650DT; L3650F	
		TECH NOTES: 9" dual pressure plate with 19 spline 1 3/8" center hub.	
Manuals & Decals		1912-2005 Pilot Bearing	08121-06002
Muffler			
		FITS MODELS: A1000-3-120; A1000-3-120-G; A1000-3-120-Y; A450-3-120; A450-3-120-G; A450-3-120-Y; A650-3Y; AV650-3Y; B1700D; B1700E; B1700HSD; B1700HSE; B21 Indust/Const; B2100D; B2100E; B2100HSD; B2100HSE; B2320DT; B2320DTN-1; B2320DTWO; B2320HSD; B2320HSDN; B2400D; B2400E; B2400HSD; B2400HSE; B2410HSD; B2410HSDB; B2410HSE; B2620HSD; B2710HSD; B2910HSD; B2920HSD; B3200HSD; B3200HSDWO; B3300SUHSD; B7300HSD; B7400HSD; B7410D; B7500D; B7500DTN; B7500HSD; B7510D; B7510DN; B7510HSD; B7510HSDTR; B7610HSD; B7800HSD; KH-1; KH-60H; KH-66H; KH-91H; KH101 Excavator; KH151 Excavator; KH60 Excavator; KH66 Excavator; KH90 Excavator; KH91 Excavator; L185DT; L185F; L2050DT; L2050F; L225; L2250DT; L2250F; L225DT; L235; L2350DT; L2350F; L245DT; L245F; L245H; L2500DT; L2500F; L2501D; L2501F; L2501H; L2550DT; L2550DTGST; L2550F; L2550TOW; L2600DT; L2600F; L2602DT; L260P; L2650DT; L2650DTGST; L2650DTWET; L2650F; L275; L2800DT; L2800F; L2800HST; L2850DT; L2850DTGST; L2850F; L285P; L285WP; L2950DT; L2950DTGST; L2950DTWET; L2950F; L295DT; L295F; L3000DT; L3000F; L305DT; L305F; L3200DT; L3200F; L3200H; L3250DT; L3250F; L3301DT; L3301F; L3301H; L3350DT; L3400DT; L3400F; L3400HST; L345; L3450DT; L3450DTGST; L3450F; L345DT; L35 Indust/Const; L355SS; L3650DT; L3650DTGST; L3650F; L3700SU; L3800DT; L3800F; L3800H; L3901DT; L3901F; L3901H; L4350DT; M4N-071HD12; M4N-071HDRC12; M5N-091HD12; M5N-091HD24; M5N-091HDRC12; M5N-091HDRC24; M5N-111HD12; M5N-111HD24; M5N-111HDRC12; M5N-111HDRC24; R400B Loader; R410 Loader; R410B Loader	
		TECH NOTES: .588 inside diameter, 1.25" outside diameter, .353" width.	
Rear Axle Differential			
Roller Chain			
Seats, Other Components			
Sheet Metal, Grille			
Tools & Shop Supplies			
Wheels, Hubs, Components			

	PART NO.	DESCRIPTION	REFERENCE NO.
A/C Components		1912-1010 Pressure Plate	35555-25100; 35555-25102; 35708-25100; 35788-25100; 35788-25103; 35788-25104; 35820-25100; 35820-25160; 35820-25220; 35820-25222; 35830-25100; 35830-25102; 35830-25103; 35830-25104; 35999-02560; 36200-25150; 36500-25100; 36500-25103; 36500-25104; 36500-25105
Brake System Components			
Clutch, Transmission, PTO		FITS MODELS: M4950; M4950DT; M4950DTS; M4950S; M5030DT; M5030SUMDT; M5950; M5950C; M5950DT; M5950DTC; M5950DTS; M5950S; M6030; M6030DT; M6030DTN; M6030DTNB; M7030DTNB; M7030N; M7500; M7500ACL; M7500DT; M7500DTACL	
		TECH NOTES: 11" (279.4mm) dual pressure plate assembly, ID: 1.5625" (39.69mm) - 14 spline cerametallic captive drive disc	
Cooling System Components		1912-1011 Pressure Plate	TC210-14500
Drivelines			
		FITS MODELS: L2501D; L2501F; L2800DT; L2800F; L2800HST; L3200DT; L3200F; L3400DT; L3400HST; L3700SU	
		TECH NOTES: 8 1/2" (215mm) single clutch	
Electrical Components		1912-1012 Pressure Plate	67111-13320; 6C040-13300
Engine Components			
Filters		FITS MODELS: B1700D; B1700E; B1700HSD; B1700HSE; B20 Indust/Const; B21 Indust/Const; B2100D; B2100E; B2100HSD; B2100HSE; B2320DT; B2320DTN-1; B2320DTWO; B2320HSD; B2320HSDN; B2400D; B2400E; B2400HSD; B2400HSE; B2410HSD; B2410HSDB; B2410HSE; B2620HSD; B2710HSD; B2910HSD; B2920HSD; B3200HSD; B3200HSDWO; B3350SUHSD; B7500D; B7500DTN; B7500HSD; B7510D; B7510DN; B7510HSD; B7510HSDTR; B7610HSD; B7800HSD; B8200DP; B8200EP; B8200HSTD; B8200HSTEP; F2000 Mower; F2100 Mower; F2100E Mower; F2400 Mower; L2501H; L3200H; L3301H; L3800H; L3901H; M108SDSL2	
Front Axle Steering		TECH NOTES: 8 1/2" (200mm) single clutch	
Fuel System Components		1912-1013 Pressure Plate	TA020-20600
Gauges, Instruments, Cables			
Hitch, Implement Components		FITS MODELS: L2900DT; L2900DTGST; L2900F; L3010DT; L3010F; L3010GST; L3010HST; L3130DT; L3130F; L3130GST; L3130HST; L3240DT; L3240DT3; L3240F; L3240F3; L3240GST; L3240GST3; L3240HST; L3240HST3; L3240HSTC; L3240HSTC3; L3300DT; L3300DTGST; L3300F; L3410DT; L3410GST; L3410HST; L3430DT; L3430GST; L3430HST; L3430HSTC; L3540GST; L3540GST3; L3540HST; L3540HST3; L3540HSTC; L3540HSTC3; L3560DT; L3560GST; L3560HST; L3560HSTC; L3830DT; L3830GST; L3830HST; L3940DT; L3940DT3; L3940GST; L3940GST3; L3940HST; L3940HST3; L3940HSTC; L3940HSTC3; L4240DT; L4240GST; L4240HST; L4240HST3; L4240HSTC; L4240HSTC3; L4300DT; L4300F; L4330DT; L4330GST; L4330HST; L4330HSTC; L4400DT; L4400F; L4400H; L45 Indust/Const; L4630DT; L4630GST; L4630GSTC; L4630HST; L4740GST; L4740HST; L4740HST3; L4740HSTC; L4740HSTC3; L5030GST; L5030HST; L5030HSTC; L5240HST; L5240HST3; L5240HSTC; L5240HSTC3; L5740HST; L5740HST3; L5740HSTC; L5740HSTC3; M59 Indust/Const; MX4700H; MX5100H	
Hydraulic, Power Steering		TECH NOTES: 9.43" (239.5mm) single clutch	
Manuals & Decals		1112-6091 Release Bearing	08490-0001
Muffler			
Rear Axle Differential		FITS MODELS: L2050DT; L2050F; L2250DT; L2250F; L235; L2350DT; L2350F; L245DT; L245F; L245H; L2500DT; L2500F; L2501D; L2501F; L2501H; L2550DT; L2550DTGST; L2550F; L2550TOW; L2600DT; L2600F; L2650DT; L2650DTGST; L2650DTWET; L2650F; L275; L2800DT; L2800F; L2800HST; L2850DT; L2850DTGST; L2850F; L285P; L285WP; L2950DT; L2950DTGST; L2950DTWET; L2950F; L295DT; L295F; L3200DT; L3200F; L3200H; L3301DT; L3301H; L3350DT; L3400DT; L3400F; L3400HST; L3450DT; L3450DTGST; L3450DTWET; L3450F; L35 Indust/Const; L355SS; L3650DT; L3650DTGST; L3650DTWET; L3650F; L3700SU; L3800H; L3901H; L4350DT	
		TECH NOTES: Release bearing, 2.88" OD by 1.77" ID by 0.615" width.	
Roller Chain		1912-2001 Release Bearing	38430-14820
Seats, Other Components			
Sheet Metal, Grille		FITS MODELS: B2150; B2150D; B2150E; B9200DCDP; B9200DCEP; L2250DT; L2250F; L235; L2550DT; L2550F; L2650DT; L2650F; L275; L2850DT; L2850F; L2950DT; L2950F; L3000DT; L3000F; L3250DT; L3250F; L3350DT; L3400DT; L3400F; L3400HST; L3450DT; L3450F; L3650DT; L3650F; L3800DT; L3800F; L3901DT; L3901F; L4350DT	
Tools & Shop Supplies		TECH NOTES: 2.17" inside diameter, 3.31 outside diameter, .628" width.	
Wheels, Hubs, Components			

Replacement **Clutch, Transmission, PTO****KUBOTA**

	PART NO.	DESCRIPTION	REFERENCE NO.
	1912-2002	Release Bearing	33740-26350; 34370-14820
<p>FITS MODELS: L305DT; L305F; L345; L345DT; M6950; M6950C; M6950DT; M6950DTC; M6950DTS; M6950S; M6970DT; M7580DT; M7580DTC; M7950; M7950C; M7950DT; M7950DT-Mudder; M7950DTC; M7950DTS; M7950H; M7950S; M7950W; M7970DT; M8540DT; M8540DT1; M8540DTC; M8540DTC1; M8540F; M8540F1; M8540FC; M8540FC1; M8580DT; M8580DTC; M8950; M8950C; M8950DT; M8950DTC; M8950DTS; M8950S; M8970DT; M9540DT; M9540DT1; M9540DTC; M9540DTC1; M9540F; M9540F1; M9540FC; M9540FC1; M9580DT; M9580DTC</p> <p>TECH NOTES: OD: 3.712" (94.29mm), ID: 2.063" (52.40mm), W: .781" (19.85mm)</p>			
	1912-2003	Release Bearing	TA040-20700
<p>FITS MODELS: L2900DT; L2900DTGST; L2900F; L3010DT; L3010F; L3010GST; L3010HST; L3130DT; L3130F; L3130GST; L3300DT; L3300DTGST; L3300F; L3410DT; L3410GST; L3410HST; L3430DT; L3430GST; L3430HST; L3430HSTC; L3600DT; L3600DTC; L3600DTGST; L3600DTGSTC; L3710DT; L3710DTGST; L3710DTHST; L3710DTHSTC; L3830DT; L3830F; L3830GST; L3830HST; L39 Indust/Const; L4200DT; L4200DTC; L4200DTGST; L4200DTGSTC; L4200F; L4200FC; L4200FGST; L4300DT; L4300F; L4310DT; L4310DTGST; L4310DTGSTC; L4310DTHST; L4310DTHSTC; L4310F; L4330DT; L4330GST; L4330HST; L4330HSTC; L4400DT; L4400F; L4610DTGST; L4610DTHST; L4610DTHSTC; L4630DT; L4630GST; L4630GSTC; L48 Indust/Const; L5030GST; L5030HST; L5030HSTC; M4700; M4700DT; M4800SUDF; M4800SUF; M4900; M4900C; M4900DT; M4900DTC; M4900SU; M4900SUDT; M5040DT; M5040DT1; M5040DTC; M5040DTC1; M5040F; M5040F1; M5040FC; M5040FC1; M5400; M5400DT; M5400DTN; M5700; M5700C; M5700DT; M5700DTC; M5700DTN; M6040DT; M6040DT1; M6040DTC; M6040DTC1; M6040F; M6040F1; M6040FC; M6040FC1; M6800; M6800DT; M6800S; M6800SC; M6800SDT; M6800SDTC; M7040DT; M7040DT1; M7040DTC; M7040DTC1; M7040F; M7040F1; M7040FC; M7040FC1; M8200; M8200C; M8200DT; M8200DTC; M8200DTN; M8200SDTN; M9000; M9000C; M9000DT; M9000DTC; M9000DTL; M9000DTM; M9000DTMC; MX5000DT; MX5000F; MX5000SU</p> <p>TECH NOTES: Sealed roller bearing w/3.23" (82.04mm) outside diameter by 2.16" (54.86mm) inside diameter by .75" (19.05mm) width.</p>			
	1912-2004	Release Bearing	32530-14870
<p>FITS MODELS: L3750; L3750DT; L4150; L4150DT; L4850DT</p> <p>TECH NOTES: ID: 1.57", OD: 2.95", WOA: 0.74"</p>			
	1912-2006	Release Bearing	08490-00001
<p>FITS MODELS: L2050DT; L2050F; L2250DT; L2250F; L235; L2350DT; L2350F; L245DT; L245F; L245H; L2500DT; L2500F; L2501D; L2501F; L2501H; L2550DT; L2550DTGST; L2550F; L2550TOW; L2600DT; L2600F; L2650DT; L2650DTGST; L2650DTWET; L2650F; L275; L2800DT; L2800F; L2800HST; L2850DT; L2850DTGST; L2850F; L285P; L285WP; L2950DT; L2950DTGST; L2950DTWET; L2950F; L295DT; L295F; L3200DT; L3200F; L3200H; L3301DT; L3301H; L3350DT; L3400DT; L3400F; L3400HST; L3450DT; L3450DTGST; L3450DTWET; L3450F; L35 Indust/Const; L355SS; L3650DT; L3650DTGST; L3650DTWET; L3650F; L3700SU; L3800H; L3901H; L4350DT</p> <p>TECH NOTES: Release bearing, 2.88" OD by 1.77" ID by 0.615"±.005 width.</p>			
	1912-0001	Safety Switch	3A011-75100
<p>FITS MODELS: M4700; M4700DT; M4800SUDF; M4800SUF; M4900; M4900C; M4900DT; M4900DTC; M4900SU; M4900SUDT; M5400; M5400DT; M5400DTN; M5700; M5700C; M5700DT; M5700DTC; M5700DTN; M6800; M6800DT; M6800S; M6800SC; M6800SDT; M6800SDTC; M8200DTN; M8200SDTN</p>			

A/C
ComponentsBrake System
ComponentsClutch,
Transmission,
PTOCooling
System
Components

Drivelines

Electrical
ComponentsEngine
Components

Filters









Front Axle
SteeringFuel System
ComponentsGauges,
Instruments,
CablesHitch,
Implement
ComponentsHydraulic,
Power SteeringManuals &
Decals

Muffler

Rear Axle
Differential









Roller Chain

Seats, Other
ComponentsSheet Metal,
GrilleTools & Shop
SuppliesWheels, Hubs,
Components

	PART NO.	DESCRIPTION	REFERENCE NO.
A/C Components		1906-6304 Radiator	15201-72060
Brake System Components		FITS MODELS: L245DT; L245F; L245H TECH NOTES: Inlet and Outlet OD 1.37", HOA 20", WOA 14 3/4", Side frame width 3 3/8", Core height 13", 2 row, 7 FPI. Copper core.	
Clutch, Transmission, PTO		1906-6305 Radiator	15301-72060; 15401-42060; 15401-72060; 15411-72060; 15411-72110
Cooling System Components		FITS MODELS: L295DT; L295F; L305DT; L305F; L355SS TECH NOTES: Inlet and Outlet OD 1.37", HOA 21 1/2", WOA 18", Side frame width 2 1/2", Core height 13 3/4", 2 row, 7 FPI. Copper core.	
Drivelines		1906-6306 Radiator	17321-72060; 17331-72060
Electrical Components		FITS MODELS: L2250DT; L2250F; L2550DT; L2550DTGST; L2550F; L2550TOW TECH NOTES: Inlet and Outlet OD 1.37", HOA 21 3/8", WOA 17 3/8", Side frame width 1 7/8", Core height 15", 2 row, 7 FPI. Copper core.	
Engine Components		1906-6322 Radiator	3A151-17100
Filters		FITS MODELS: M6800HDC; M6800SC; M6800SDTC; M8200; M8200DT; M8200DTN; M8200HD; M8200SDTN; M9000; M9000DT; M9000DTL; M9000DTM; M9000HD; M9000HDLF TECH NOTES: Includes Radiator Cap; OVERALL HEIGHT: 23; OVERALL WIDTH: 19 3/4; CORE HEIGHT: 19; CORE WIDTH: 19 1/4; DEPTH: 2 4/9; ROWS: 4; FINS PER INCH: 12; INLET: 1 3/4; OUTLET: 1 3/4	
Front Axle Steering		1906-6323 Radiator	17365-72060; 17381-72060
Fuel System Components		FITS MODELS: L3350DT; L3750; L3750DT; L4150; L4150DT; L4150DTN; L4350DT TECH NOTES: OVERALL HEIGHT: 21 1/2; OVERALL WIDTH: 20; CORE HEIGHT: 16 3/4; CORE WIDTH: 19 1/2; DEPTH: 2; ROWS: 3; FILL NECK HEIGHT: 1; INLET: 1 5/16; OUTLET: 1 5/16	
Gauges, Instruments, Cables		1906-6324 Radiator	15221-72060
Hitch, Implement Components		FITS MODELS: L175 TECH NOTES: Fits Models Prior to s/n 8664; OVERALL HEIGHT: 16 1/8; OVERALL WIDTH: 14 4/9; CORE HEIGHT: 10 3/4; CORE WIDTH: 14; DEPTH: 2; ROWS: 3; FILL NECK HEIGHT: 3/4; INLET: 1 3/8; OUTLET: 1 3/8	
Hydraulic, Power Steering		1906-1000 Radiator Fan	17454-74110
Manuals & Decals		FITS MODELS: B2301HSD; B2601HSD; B3000HSDC; B3000HSDCC; B3030HSDC; B3030HSDCC TECH NOTES: 5 Blade plastic fan, OD: 12.91" (328mm)	
Muffler		1906-1001 Radiator Fan	6A330-59230
Rear Axle Differential		FITS MODELS: B7500D; B7500DTN; B7500HSD; B7510D; B7510DN; B7510HSD; B7510HSDTR; B7610HSD TECH NOTES: 5 Blade plastic fan, OD: 15.16" (385mm)	
Roller Chain			
Seats, Other Components			
Sheet Metal, Grille			
Tools & Shop Supplies			
Wheels, Hubs, Components			

	PART NO.	DESCRIPTION	REFERENCE NO.
A/C Components		1906-1007 Radiator Fan	16483-74110
Brake System Components			
Clutch, Transmission, PTO	<p>FITS MODELS: KX040-4 Excavator; KX057-4 Excavator; KX121-3 Excavator; KX121-3S Excavator; KX121-3ST Excavator; KX161-3 Excavator; KX161-3S Excavator; KX161-3ST Excavator; M5040DT; M5040DT1; M5040F; M5040F1; M5040HD; M5040HD1; M6040DT; M6040DT1; M6040F; M6040F1; M6040HD; M6040HD1; M6040HDNB; M6040HDNB1; M6060HD; M7040DT; M7040DT1; M7040F; M7040F1; M7040HD; M7040HD1; M7040HDNB; M7040HDNB1; M7040SU; M7040SUD; M7040SUH; M7040SUHD; M7060HD; M7060HD12; U45S Excavator; U45ST Excavator; U55 Excavator</p> <p>TECH NOTES: 8 Blade plastic fan, OD: 16.02" (407mm)</p>		
Cooling System Components		1906-1008 Radiator Fan	1G775-74110; 1G775-74112
Drivelines			
Electrical Components	<p>FITS MODELS: M5040DTC; M5040DTC1; M5040FC; M5040FC1; M5040HDC; M5040HDC1; M5140DTC; M5140FC; M5140HDC; M6040DTC; M6040DTC1; M6040FC; M6040FC1; M6040HDC; M6040HDC1; M6060HDC; M6060HFC; M7040DTC; M7040DTC1; M7040FC; M7040FC1; M7040HDC; M7040HDC1; M7040HDCLTD; M7040HDNBC; M7060HDC; M7060HDC12; M7060HFC</p> <p>TECH NOTES: 8 Blade plastic fan (New Style Fan, may require additional parts from KTC for proper clearance), OD: 16.14" (410mm)</p>		
Engine Components		1906-0000 Radiator Hose	3A111-17450
Filters			
Front Axle Steering	<p>FITS MODELS: M6800; M6800DT; M6800HD; M6800HDC; M6800S; M6800SC; M6800SDT; M6800SDTC</p> <p>TECH NOTES: Lower Radiator Hose</p>		
Fuel System Components		1906-0001 Radiator Hose	3A111-17460
Gauges, Instruments, Cables			
Hitch, Implement Components	<p>FITS MODELS: M6800; M6800DT; M6800HD; M6800HDC; M6800S; M6800SC; M6800SDT; M6800SDTC; M8200DTN; M8200SDTN</p> <p>TECH NOTES: Upper Radiator Hose</p>		
Hydraulic, Power Steering		1906-0002 Radiator Hose	3A651-17460
Manuals & Decals			
Muffler	<p>FITS MODELS: M6800HDC; M6800SC; M6800SDTC; M8200SDTNC</p> <p>TECH NOTES: Return Hose (Cab models)</p>		
Rear Axle Differential		1906-0003 Radiator Hose	3C001-17450
Roller Chain			
Seats, Other Components	<p>FITS MODELS: M5040DT; M5040DT1; M5040DTC; M5040DTC1; M5040F; M5040F1; M5040FC; M5040FC1; M5040HD; M5040HD1; M5040HDC; M5040HDC1; M6040DT; M6040DT1; M6040DTC; M6040DTC1; M6040F; M6040F1; M6040FC; M6040FC1; M6040HD; M6040HD1; M6040HDC; M6040HDC1; M6040HDNB; M6040HDNB1; M7040DT; M7040DT1; M7040DTC; M7040DTC1; M7040F; M7040F1; M7040FC; M7040FC1; M7040HD; M7040HD1; M7040HDC; M7040HDC1; M7040HDCLTD; M7040HDNB; M7040HDNB1; M7040HDNBC; M7040SU; M7040SUD; M7040SUH; M7040SUHD</p> <p>TECH NOTES: Lower Radiator Hose</p>		
Sheet Metal, Grille		1906-0004 Radiator Hose	3C001-17460
Tools & Shop Supplies			
Wheels, Hubs, Components	<p>FITS MODELS: M5040DT; M5040DT1; M5040DTC; M5040DTC1; M5040F; M5040F1; M5040FC; M5040FC1; M5040HD; M5040HD1; M5040HDC; M5040HDC1; M6040DT; M6040DT1; M6040DTC; M6040DTC1; M6040F; M6040F1; M6040FC; M6040FC1; M6040HD; M6040HD1; M6040HDC; M6040HDC1; M6040HDNB; M6040HDNB1; M7040DT; M7040DT1; M7040DTC; M7040DTC1; M7040F; M7040F1; M7040FC; M7040FC1; M7040HD; M7040HD1; M7040HDC; M7040HDC1; M7040HDCLTD; M7040HDNB; M7040HDNB1; M7040HDNBC; M7040SU; M7040SUD; M7040SUH; M7040SUHD</p> <p>TECH NOTES: Upper Radiator Hose</p>		

Replacement **Cooling System Components****KUBOTA**

	PART NO.	DESCRIPTION	REFERENCE NO.
	1906-0005	Radiator Hose	3N300-17450; 3N300-17453
<p>FITS MODELS: M100GXDTTC; M100XDTTC; M105SC; M105SDS; M105SDSF; M105SDSL; M105SDTC; M105SH; M105SHD; M105XDTC; M108SDS2; M108SDSC; M108SDSC2; M108SDSF; M108SDSL; M108SDSL2; M108SDSL2S; M108SDSL2S; M108SDSL2S; M108SH; M108SHC; M108SHD; M108SHDC; M108SHDC2; M108SSDS; M108XDTC; M110GXDTTC; M110XDTTC; M95SDS; M95SDTC; M95SH; M95XDTC; M96SDS; M96SDSC; M96SH; M96SHDM</p> <p>TECH NOTES: Lower Radiator Hose</p>			
	1906-0006	Radiator Hose	3N600-17460; 3N600-17462
<p>FITS MODELS: M100GXDTTC; M100XDTTC; M105SC; M105SDS; M105SDSF; M105SDSL; M105SDTC; M105SH; M105SHD; M105XDTC; M108SDS2; M108SDSC; M108SDSC2; M108SDSF; M108SDSL; M108SDSL2; M108SDSL2S; M108SDSL2S; M108SH; M108SHC; M108SHD; M108SHDC; M108SHDC2; M108SSDS; M108XDTC; M110GXDTTC; M110XDTTC; M95SDS; M95SDTC; M95SH; M95XDTC; M96SDS; M96SDSC; M96SH; M96SHDM</p> <p>TECH NOTES: Upper Radiator Hose</p>			
	1906-0007	Radiator Hose	6A320-58570
<p>FITS MODELS: B2320DT; B2320DTWO; B2320HSD; B2620HSD; B2920HSD; B7500D; B7500DTN; B7500HSD; B7510D; B7510DN; B7510HSD; B7510HSDTR; B7610HSD</p> <p>TECH NOTES: Lower Radiator Hose</p>			
	1906-0008	Radiator Hose	6C070-58570
<p>FITS MODELS: B26 Indust/Const; B2710HSD; B2910HSD; B3030HSD; B3200HSD; B3200HSDWO; B3300SUHSD; B7800HSD</p> <p>TECH NOTES: Lower Radiator Hose</p>			
	1906-0009	Radiator Hose	6C070-58630
<p>FITS MODELS: B26 Indust/Const; B2710HSD; B2910HSD; B3030HSD; B3200HSD; B3200HSDWO; B3300SUHSD; B7800HSD</p> <p>TECH NOTES: Upper Radiator Hose</p>			
	1906-0010	Radiator Hose	6C120-58630
<p>FITS MODELS: B7500D; B7500DTN; B7500HSD; B7510D; B7510DN; B7510HSD; B7510HSDTR; B7610HSD</p> <p>TECH NOTES: Upper Radiator Hose</p>			
	1906-0011	Radiator Hose	6C230-58570
<p>FITS MODELS: B3000HSDC; B3000HSDCC; B3030HSDC; B3030HSDCC</p> <p>TECH NOTES: Lower Radiator Hose</p>			
	1906-0012	Radiator Hose	6C230-58630
<p>FITS MODELS: B3000HSDC; B3000HSDCC; B3030HSDC; B3030HSDCC</p> <p>TECH NOTES: Upper Radiator Hose</p>			

A/C
ComponentsBrake System
ComponentsClutch,
Transmission,
PTO**Cooling
System
Components**

Drivelines

Electrical
ComponentsEngine
Components

Filters









Front Axle
SteeringFuel System
ComponentsGauges,
Instruments,
CablesHitch,
Implement
ComponentsHydraulic,
Power SteeringManuals &
Decals

Muffler








Rear Axle
Differential

Roller Chain

Seats, Other
ComponentsSheet Metal,
GrilleTools & Shop
SuppliesWheels, Hubs,
Components

	PART NO.	DESCRIPTION	REFERENCE NO.
A/C Components		1906-0013 Radiator Hose	K2511-85150; K2511-85155
Brake System Components			
Clutch, Transmission, PTO		1906-0014 Radiator Hose	K2561-85150; K2561-85152
Cooling System Components			
Drivelines		1906-0015 Radiator Hose	K2561-85160
Electrical Components			
Engine Components		1906-0017 Radiator Hose	K2571-85160
Filters			
Front Axle Steering		1906-0018 Radiator Hose	K2581-85150; K2581-85152
Fuel System Components			
Gauges, Instruments, Cables		1906-0019 Radiator Hose	K2581-85160
Hitch, Implement Components			
Hydraulic, Power Steering		1906-0020 Radiator Hose	T1060-16123
Manuals & Decals			
Muffler		1906-0021 Radiator Hose	T1060-16140
Rear Axle Differential			
Roller Chain	<p>FITS MODELS: L3130DT; L3130F; L3130GST; L3130HST; L3240DT; L3240DT3; L3240F; L3240F3; L3240GST; L3240GST3; L3240HST; L3240HST3; L3240HSTC; L3240HSTC3; L3430DT; L3430GST; L3430HST; L3430HSTC; L3540GST; L3540GST3; L3540HST; L3540HST3; L3540HSTC; L3540HSTC3; L3560DT; L3560GST; L3560HST; L3560HSTC; L3830DT; L3830F; L3830GST; L3830HST; L3940DT; L3940DT3; L3940GST; L3940GST3; L3940HST; L3940HST3; L3940HSTC; L3940HSTC3; L4060DT; L4060GST; L4060HST; L4060HSTC; L4240DT; L4240DT3; L4240GST; L4240GST3; L4240HST; L4240HST3; L4240HSTC; L4240HSTC3; L4330DT; L4330GST; L4330HST; L4330HSTC; L4630DT; L4630GST; L4630GSTC; L4630HST</p> <p>TECH NOTES: Upper Radiator Hose</p>		
Seats, Other Components	<p>FITS MODELS: L3130DT; L3130F; L3130GST; L3130HST; L3430DT; L3430GST; L3430HST; L3430HSTC; L3830DT; L3830F; L3830GST; L3830HST</p> <p>TECH NOTES: Lower Radiator Hose</p>		
Sheet Metal, Grille	<p>FITS MODELS: L3130DT; L3130F; L3130GST; L3130HST; L3430DT; L3430GST; L3430HST; L3430HSTC; L3830DT; L3830F; L3830GST; L3830HST</p> <p>TECH NOTES: Lower Radiator Hose</p>		
Tools & Shop Supplies	<p>FITS MODELS: L3130DT; L3130F; L3130GST; L3130HST; L3430DT; L3430GST; L3430HST; L3430HSTC; L3830DT; L3830F; L3830GST; L3830HST</p> <p>TECH NOTES: Lower Radiator Hose</p>		
Wheels, Hubs, Components	<p>FITS MODELS: L3130DT; L3130F; L3130GST; L3130HST; L3430DT; L3430GST; L3430HST; L3430HSTC; L3830DT; L3830F; L3830GST; L3830HST</p> <p>TECH NOTES: Lower Radiator Hose</p>		

Replacement **Cooling System Components****KUBOTA**

	PART NO.	DESCRIPTION	REFERENCE NO.
	1906-0022	Radiator Hose	T1170-16140
<p>FITS MODELS: L3240DT; L3240DT3; L3240F; L3240F3; L3240GST; L3240GST3; L3240HST; L3240HST3; L3240HSTC; L3240HSTC3; L3540GST; L3540GST3; L3540HST; L3540HST3; L3540HSTC; L3540HSTC3; L3940DT; L3940DT3; L3940GST; L3940GST3; L3940HST; L3940HST3; L3940HSTC; L3940HSTC3; L4240DT; L4240DT3; L4240GST; L4240GST3; L4240HST; L4240HST3; L4240HSTC; L4240HSTC3; L4330DT; L4330GST; L4330HST; L4330HSTC; L4630DT; L4630GST; L4630GSTC; L4630HST; L4740GST; L4740GST3; L4740HST; L4740HST3; L4740HSTC; L4740HSTC3; L5030GST; L5030HST; L5030HSTC; L5040GST; L5040GST3; L5060GST; L5240HST; L5240HST3; L5240HSTC; L5240HSTC3; L5460HST; L5460HSTC; L5740HST; L5740HST3; L5740HSTC; L5740HSTC3; L6060HST; L6060HSTC</p> <p>TECH NOTES: Lower Radiator Hose</p>			
	1906-0023	Radiator Hose	TC030-72940
<p>FITS MODELS: L2800DT; L2800F; L2800HST; L3400DT; L3400F; L3400HST; L3700SU; L4300DT; L4300F</p> <p>TECH NOTES: Upper Radiator Hose</p>			
	1906-0024	Radiator Hose	TC050-16120
<p>FITS MODELS: MX4700DT; MX4700F; MX4700H; MX5000DT; MX5000F; MX5000SU; MX5100DT; MX5100F; MX5100H</p> <p>TECH NOTES: Upper Radiator Hose</p>			
	1906-0025	Radiator Hose	TC050-16140
<p>FITS MODELS: MX4700DT; MX4700F; MX4700H; MX5000DT; MX5000F; MX5000SU; MX5100DT; MX5100F; MX5100H</p> <p>TECH NOTES: Lower Radiator Hose</p>			
	1906-0026	Radiator Hose	TC220-16140
<p>FITS MODELS: L2800DT; L2800F; L2800HST; L3400DT; L3400F; L3400HST; L3700SU</p> <p>TECH NOTES: Lower Radiator Hose</p>			
	1906-0027	Radiator Hose	TC230-16120
<p>FITS MODELS: L4400DT; L4400F; L4400H</p> <p>TECH NOTES: Upper Radiator Hose</p>			
	1906-0028	Radiator Hose	TC230-16140
<p>FITS MODELS: L4400DT; L4400F; L4400H</p> <p>TECH NOTES: Lower Radiator Hose</p>			

A/C
ComponentsBrake System
ComponentsClutch,
Transmission,
PTOCooling
System
Components

Drivelines

Electrical
ComponentsEngine
Components

Filters

Front Axle
SteeringFuel System
ComponentsGauges,
Instruments,
CablesHitch,
Implement
ComponentsHydraulic,
Power SteeringManuals &
Decals







Muffler

Rear Axle
Differential

Roller Chain






Seats, Other
ComponentsSheet Metal,
GrilleTools & Shop
SuppliesWheels, Hubs,
Components

	PART NO.	DESCRIPTION	REFERENCE NO.
A/C Components	1906-6200	Thermostat	19434-73010; 19434-73013; 19434-73014
Brake System Components			
Clutch, Transmission, PTO	1906-6201	Thermostat	1532173010; 15321-73010; 15321-73014; 15321-73015; 15321-73016; 15321-73910; 1E401-73010; 503179
Cooling System Components			
Drivelines	1906-6202	Thermostat	15531-73010; 15531-73011; 15531-73013; 15531-73014
Electrical Components			
Engine Components	1906-6200	Thermostat	15531-73010; 15531-73011; 15531-73013; 15531-73014
Filters			
Front Axle Steering	1906-6201	Thermostat	1532173010; 15321-73010; 15321-73014; 15321-73015; 15321-73016; 15321-73910; 1E401-73010; 503179
Fuel System Components			
Gauges, Instruments, Cables	1906-6200	Thermostat	15531-73010; 15531-73011; 15531-73013; 15531-73014
Hitch, Implement Components			
Hydraulic, Power Steering	1906-6201	Thermostat	1532173010; 15321-73010; 15321-73014; 15321-73015; 15321-73016; 15321-73910; 1E401-73010; 503179
Manuals & Decals			
Muffler	1906-6202	Thermostat	15531-73010; 15531-73011; 15531-73013; 15531-73014
Rear Axle Differential			
Roller Chain	1906-6200	Thermostat	15531-73010; 15531-73011; 15531-73013; 15531-73014
Seats, Other Components			
Sheet Metal, Grille	1906-6201	Thermostat	1532173010; 15321-73010; 15321-73014; 15321-73015; 15321-73016; 15321-73910; 1E401-73010; 503179
Tools & Shop Supplies			
Wheels, Hubs, Components	1906-6202	Thermostat	15531-73010; 15531-73011; 15531-73013; 15531-73014

	PART NO.	DESCRIPTION	REFERENCE NO.
A/C Components		1906-6206 Thermostat Gasket	15531-73270; 15676-73270; 15676-73272; 16851-73270
Brake System Components			
Clutch, Transmission, PTO	<p>FITS MODELS: B1550D; B1550E; B1550HSTD; B1550HSTE; B1700D; B1700E; B1700HSD; B1700HSE; B1750D; B1750E; B1750HSTD; B1750HSTE; B20 Indust/Const; B21 Indust/Const; B2100D; B2100E; B2100HSD; B2100HSE; B2150D; B2150E; B2150HSD; B2150HSE; B2400D; B2400E; B2400HSD; B2400HSE; B5200D; B5200E; B6200D; B6200E; B6200HSTD; B6200HSTE; B7200D; B7200E; B7200HSTD; B7200HSTE; B7300HSD; B7400HSD; B8200DP; B8200EP; B8200HSTD; B8200HSTEP; B9200DCDP; B9200DCEP; B9200HSDTOW; B9200HSTD; B9200HSTEP; BX1800D; BX1830D; BX1850D; BX1860; BX1870; BX1870-1; BX1880; F2000 Mower; F2100 Mower; F2100E Mower; F2400 Mower; FZ2100 Mower; FZ2400 Mower; G1700 Mower; G1800 Mower; G1800S Mower; G1900 Mower; G1900S Mower; G2000 Mower; G2000S Mower; G2460G Mower; G3200 Mower; G4200 Mower; G4200H Mower; G5200H Mower; G5500S Generator; G6200H Mower; GF1800 Mower; GF1800E Mower; K008 Excavator; K008-3 Excavator; KH-35H; KH-51H; KH-61H; KH007H Excavator; KH36 Excavator; KH41 Excavator; KH51 Excavator; KH61 Excavator; KX41H Excavator; KX71 Excavator; R310 Loader; R310BH Loader; RTV500-A; RTV500-H; RTV500R-A; RTV500R-H; T1600H Mower; T1600HG Mower; TG1860 Mower; ZD18 Mower; ZD18F Mower; ZD21 Mower; ZD21F Mower; ZD25F Mower; ZD28 Mower; ZD28F Mower</p> <p>TECH NOTES: Inside dia. 1.375, Center-to-Center Mounting hole 2.309 in</p>		
Cooling System Components		1906-6230 Water Pump	15451-73410; 15481-7037; 15481-73030; 15481-73035
Drivelines			
Electrical Components	<p>FITS MODELS: M4950S; M5500; M5500DT; M5950; M5950DTS; M5950S; M6030; M6030DT; M6030DTN; M6030DTNB; M6950; M6950DTS; M6950S; M6970DT; M7030; M7030DT; M7030DTNB; M7030N; M7030SU; M7500; M7500DT; M7580DT; M7580DTC; M7950; M7950DTS; M7950S; M7970DT; M8030; M8030DT; M8580DT; M8580DTC; M8950; M8950DTS; M8950S; M8970DT; M9580DT</p> <p>TECH NOTES: Includes gasket.</p>		
Engine Components		1906-6231 Water Pump	15534-73030; 15752-73030; 15752-73032; 15752-73033
Filters			
Front Axle Steering	<p>FITS MODELS: B1550D; B1550E; B1550HSTD; B1550HSTE; B1750D; B1750E; B1750HSTD; B1750HSTE; B20 Indust/Const; B2150D; B2150E; B2150HSD; B2150HSE; B5200D; B5200E; B6200D; B6200E; B6200HSTD; B6200HSTE; B7200D; B7200E; B7200HSTD; B7200HSTE; B8200DP; B8200EP; B9200DCDP; B9200DCEP; B9200HSTD; B9200HSTEP</p> <p>TECH NOTES: Comes with Gasket.</p>		
Fuel System Components		1906-6232 Water Pump	15321-73030; 15321-73032
Gauges, Instruments, Cables			
Hitch, Implement Components	<p>FITS MODELS: L225; L225DT; L245DT; L245F; L245H; L345; L345DT</p>		
Hydraulic, Power Steering		1906-6233 Water Pump	15521-73030; 15521-73033; 15521-73034; 15521-73035; 15521-73039; 15521-73410
Manuals & Decals			
Muffler	<p>FITS MODELS: KH-60H; KH-66H; KH-90H; KH-91H; KH101 Excavator; KH151 Excavator; KH66 Excavator; KH91 Excavator; KJS130D Generator; KJS130DX Generator; KJS150V Generator; KJS150VX Generator; KJT210V Generator; KJT210VX Generator; KX101 Excavator; KX121-2 Excavator; KX151 Excavator; KX161-2 Excavator; L235; L275; L3350DT; L355SS; L4350DT; R400B Loader; R410 Loader; R410B Loader; R420 Loader; R510 Loader; R510B Loader; R520 Loader; SQ1140-USA Generator; SQ1200-USA Generator; SQ3170-USA Generator; SQ3250-USA-SW Generator</p>		
Rear Axle Differential		1906-6234 Water Pump	16326-73030; 16326-73033
Roller Chain			
Seats, Other Components	<p>FITS MODELS: B2650HSDC; B3000HSDC; B3000HSDCC; B3030HSDC; B3030HSDCC; B3350HSDC; F3680 Mower; F3990 Mower</p> <p>TECH NOTES: Water pump with gasket.</p>		
Sheet Metal, Grille			
Tools & Shop Supplies			
Wheels, Hubs, Components			

Replacement Cooling System Components

KUBOTA

PART NO.	DESCRIPTION	REFERENCE NO.
 1906-6235	Water Pump	16251-73034
<p>FITS MODELS: B21 Indust/Const; B2301HSD; B2320DT; B2320DTN-1; B2320DTWO; B2320HSD; B2320HSDN; B2410HSD; B2410HSDB; B2410HSE; B26 Indust/Const; B2601HSD; B2620HSD; B2630HSD; B2650HSD; B2710HSD; B2910HSD; B2920HSD; B3030HSD; B3200HSD; B3200HSDWO; B3300SUHSD; B3350HSD; B3350SUHSD; B7500D; B7500DTN; B7500HSD; B7510D; B7510DN; B7510HSD; B7510HSDTR; B7610HSD; B7800HSD; BX2200D; BX22D; BX23D; BX2660D; BX2670; BX2670-1; BX2680; F2260 Mower; F2560 Mower; F2560E Mower; F2680E Mower; F2690 Mower; F2690E Mower; F2880EF Mower; F2880F Mower; F3060 Mower; F3080 Mower; KX61-2 Excavator; R310 Loader; R310BH Loader; U25S Excavator; ZD1211 Mower; ZD1211L Mower; ZD1211R Mower; ZD1211RL Mower; ZD1511LF Mower; ZD1511RL Mower; ZD1511RLF Mower; ZD25F Mower; ZD28 Mower; ZD28F Mower; ZD326HL Mower; ZD326P Mower; ZD326RP Mower; ZD326S Mower; ZD331LP Mower; ZD331P Mower; ZD331RP Mower</p> <p>TECH NOTES: Water pump with gasket, (S/N 1W0001 & above)</p>		
 1906-6236	Water Pump	16251-73030; 16251-73032
<p>FITS MODELS: B1700D; B1700E; B1700HSD; B1700HSE; B21 Indust/Const; B2100D; B2100E; B2100HSD; B2100HSE; B2400D; B2400E; B2400HSD; B2400HSE; B2410HSD; B2410HSDB; B2410HSE; B2710HSD; B2910HSD; B7500D; B7500DTN; B7500HSD; BX2200D; F2260 Mower; F2560 Mower; F2560E Mower; F3060 Mower; KX61-2 Excavator</p> <p>TECH NOTES: Water pump with gasket (S/N 1U7903 & below)</p>		
 1906-6237	Water Pump	1G470-73030; 1G470-73034; 1G470-73036
<p>FITS MODELS: BX2230D; BX2350D; BX2360; BX2370; BX2370-1; BX2380; BX23S; BX24D; BX25; BX25DLB; BX25DLB-1</p> <p>TECH NOTES: Water pump with gasket</p>		
 1906-6238	Water Pump	1G772-73030; 1G772-73032; 1G772-73034
<p>FITS MODELS: KX080-3T Excavator; KX080-4 Excavator; KX080-4S Excavator; M5040DT; M5040DT1; M5040DTC; M5040DTC1; M5040F; M5040F1; M5040FC; M5040FC1; M5040HD; M5040HD1; M5040HDC; M5040HDC1; M6040DT; M6040DT1; M6040DTC; M6040DTC1; M6040F; M6040F1; M6040FC; M6040FC1; M6040HD; M6040HD1; M6040HDC; M6040HDC1; M6040HDNB; M6040HDNB1; M6060HD; M6060HDC; M6060HFC; M7040DT; M7040DT1; M7040DTC; M7040DTC1; M7040F; M7040F1; M7040FC; M7040FC1; M7040HD; M7040HD1; M7040HDC; M7040HDC1; M7040HDCLTD; M7040HDNB; M7040HDNB1; M7040HDNBC; M7040SD; M7040SUD; M7040SUH; M7040SUHD; M7060HD; M7060HD12; M7060HDC; M7060HDC12; M7060HFC; SSV75 Skid Steer; SSV75C Skid Steer; SSV75P Skid Steer; SSV75PC Skid Steer; SVL75 Compact Track Loader; SVL75-2 Compact Track Loader; SVL75-2C Compact Track Loader; SVL75C Compact Track Loader</p> <p>TECH NOTES: Water pump with gasket</p>		
 1906-6239	Water Pump	1C010-73030; 1C010-73032; 1C010-73034
<p>FITS MODELS: KX080-3 Excavator; M100GXDT; M100XDT; M105SC; M105SDS; M105SDSF; M105SDSL; M105SDTC; M105SH; M105SHD; M105XDTC; M108S-DS2; M108SDSF; M108SDSL; M108SDSL2; M108SDSL2S; M108SDSL; M108SH; M108SHC; M108SHD; M108SHDC; M108SSDS; M108XDT; M110GXDT; M110XDTC; M4N-071HD12; M4N-071HDC12; M4N-071HDC12; M5-091HD; M5-091HD12; M5-091HDC; M5-091HDC12; M5-091HF; M5-091HFC; M5-111HD; M5-111HD12; M5-111HDC; M5-111HDC12; M5-111HDC24; M5-111HF; M5-111HFC; M5L-111; M5N-091HD12; M5N-091HD24; M5N-091HDC12; M5N-091HDC24; M5N-111HD12; M5N-111HD24; M5N-111HDC12; M5N-111HDC24; M6-101DTC; M6-111DTC; M6800; M6800DT; M6800HD; M6800HDC; M6800S; M6800SC; M6800SDT; M6800SDTC; M6H-101SHD; M8200; M8200C; M8200DT; M8200DTC; M8200DTN; M8200HD; M8200HDC; M8200SDTN; M8200SDTNC; M8540DT; M8540DT1; M8540DTC; M8540DTC1; M8540F; M8540F1; M8540FC; M8540FC1; M8540HD; M8540HD1; M8540HD12; M8540HDC; M8540HDC1; M8540HDC12; M8540HDC121; M8540HDNB; M8540HDNB1; M8540HDNBC; M8540HDNBC1; M8540HDNBPC; M8560HD; M8560HD12; M8560HDC; M8560HDC12; M8560HFC; M8560HFC; M9000; M9000C; M9000DT; M9000DTC; M9000DTL; M9000DTM; M9000DTMC; M9000HD; M9000HDC; M9000HDLF; M9540DT; M9540DT1; M9540DTC; M9540DTC1; M9540F; M9540F1; M9540FC; M9540FC1; M9540HD; M9540HD1; M9540HD12; M9540HDC; M9540HDC1; M9540HDC12; M9540HDC121; M9540HDC241; M9540HDCLTD; M9540HDL; M9540HDL1; M9540HDL1S; M9540HFL; M9540HFL1S; M9540HFL1S; M95SDS; M95S-DTC; M95SH; M95XDTC; M96SDS; M96SDSC; M96SH; M96SHDM; M9960HD; M9960HD12; M9960HDC; M9960HDC12; M9960HDC24; M9960HDL; M9960H-DLSN; M9960HF; M9960HFC; SQ3350-USA-SW Generator</p> <p>TECH NOTES: Water pump with gasket</p>		

A/C
ComponentsBrake System
ComponentsClutch,
Transmission,
PTOCooling
System
Components

Drivelines

Electrical
ComponentsEngine
Components

Filters

Front Axle
SteeringFuel System
ComponentsGauges,
Instruments,
CablesHitch,
Implement
ComponentsHydraulic,
Power SteeringManuals &
Decals

Muffler







Rear Axle
Differential

Roller Chain

Seats, Other
ComponentsSheet Metal,
GrilleTools & Shop
SuppliesWheels, Hubs,
Components

KUBOTA

Replacement Cooling System Components

	PART NO.	DESCRIPTION	REFERENCE NO.
A/C Components		1906-6240 Water Pump	16412-73030; 16412-73033; 17331-73030; 1A021-73030; 1A021-73033; 1A021-73035
Brake System Components			
Clutch, Transmission, PTO	<p>FITS MODELS: L2050DT; L2050F; L2250DT; L2250F; L2350DT; L2350F; L2500DT; L2500F; L2501D; L2501F; L2501H; L2550DT; L2550DTGST; L2550F; L2550TOW; L2600DT; L2600F; L2650DT; L2650DTGST; L2650DTWET; L2650F; L2800DT; L2800F; L2800HST; L2850DT; L2850DTGST; L2850F; L2900DT; L2900DTGST; L2900F; L2950DT; L2950DTGST; L2950DTWET; L2950F; L3000DT; L3000F; L3010DT; L3010F; L3010GST; L3010HST; L3130DT; L3130F; L3130GST; L3130HST; L3200DT; L3200F; L3200H; L3240DT; L3240DT3; L3240F; L3240F3; L3240GST; L3240GST3; L3240HST; L3240HST3; L3240HSTC; L3240HSTC3; L3250DT; L3250F; L3300DT; L3300DTGST; L3300F; L3301DT; L3301F; L3301H; L3400DT; L3400F; L3400HST; L3410DT; L3410GST; L3410HST; L3430DT; L3430GST; L3450DT; L3450DTGST; L3450DTWET; L3450F; L35 Indust/Const; L3540GST; L3540GST3; L3540HST; L3540HST3; L3540HSTC; L3540HSTC3; L3600DT; L3600DT3; L3600DTGST; L3600DTGSTC; L3650DT; L3650DTGST; L3650DTWET; L3650F; L3700SU; L3710DT; L3710DTGST; L3710DTHST; L3710DTHSTC; L3800DT; L3800F; L3800H; L3830DT; L3830F; L3830GST; L3830HST; L39 Indust/Const; L3901DT; L3901F; L3901H; L3940DT; L3940DT3; L3940GST; L3940GST3; L3940HST; L3940HST3; L3940HSTC; L3940HSTC3; L4200DT; L4200DT3; L4200DTC; L4200DTGST; L4200DTGSTC; L4200F; L4200FC; L4200FGST; L4240DT; L4240DT3; L4240GST; L4240GST3; L4240HST; L4240HST3; L4240HSTC; L4240HSTC3; L4300DT; L4300F; L4310DT; L4310DTGST; L4310DTGSTC; L4310DTHST; L4310DTHSTC; L4310F; L4330DT; L4330GST; L4330HST; L4330HSTC; L4400DT; L4400F; L4400H; L45 Indust/Const; L4600DT; L4600F; L4600H; L4610DTGST; L4610DTHST; L4610DTHSTC; L4630DT; L4630GST; L4630GSTC; L4630HST; L4740GST; L4740GST3; L4740HST; L4740HST3; L4740HSTC; L4740HSTC3; L48 Indust/Const; L4850DT; L5030GST; L5030HST; L5030HSTC; L5450DT; M4030SU; M4030SUTF; M4700; M4700DT; M4800SUDF; M4800SUDTC; M7950SU; M7950S; M7970DT; M8030; M8030DT; M8580DT; M8580DTC; M8950DTS; M5400; M5400DT; M5400DTN; M5700; M5700C; M5700DT; M5700DTC; M5700DTN; M5700HD; M5700HDC; MX4700DT; MX4700F; MX4700H; MX5000DT; MX5000F; MX5000SU; MX5100DT; MX5100F; MX5100H</p> <p>TECH NOTES: Water pump with gasket</p>		
Drivelines		1906-6241 Water Pump	1G730-73030; 1G730-73032; 1G730-73035
Electrical Components			
Engine Components	<p>FITS MODELS: KX040-4 Excavator; KX161-3S Excavator; KX161-3ST Excavator; KX91-3S Excavator; R420S Loader</p> <p>TECH NOTES: With gasket.</p>		
Filters		1906-6150 Water Pump Gasket	15481-73430
Front Axle Steering			
Fuel System Components	<p>FITS MODELS: M110DTC; M110FC; M120DTC; M120FC; M125XDTC; M5950DTS; M5950S; M6030; M6030DT; M6030DTN; M6030DTNB; M6950DTS; M6950S; M6970DT; M7030; M7030DT; M7030DTNB; M7030N; M7030SU; M7580DT; M7580DTC; M7950DTS; M7950S; M7970DT; M8030; M8030DT; M8580DT; M8580DTC; M8950DTS; M8950S; M8970DT; M9580DT; M9580DTC</p>		
Gauges, Instruments, Cables		1906-6151 Water Pump Gasket	15531-73430; 15676-73430
Hitch, Implement Components			
Hydraulic, Power Steering	<p>FITS MODELS: B1550D; B1550E; B1550HSTD; B1550HSTE; B1750D; B1750E; B1750HSTD; B1750HSTE; B20 Indust/Const; B2150D; B2150E; B2150HSD; B2150HSE; B5200D; B5200E; B6200D; B6200E; B6200HSTD; B6200HSTE; B7200D; B7200E; B7200HSTD; B7200HSTE; B8200DP; B8200EP; B8200HSTD; B8200HSTEP; B9200DCDP; B9200DCEP; B9200HSDTOW; B9200HSTD; B9200HSTDP; B9200HSTEP; D750 Eng; D950 Eng; F2000 Mower; F2100 Mower; F2100E Mower; KH-35H; KH-51H; KH-61H; KH36 Excavator; KH41 Excavator; KH51 Excavator; KH61 Excavator; V1100 Engine; V1200 Engine</p>		
Manuals & Decals		1906-6152 Water Pump Gasket	15321-73430; 15439-73430
Muffler			
Rear Axle Differential	<p>FITS MODELS: GV3240 Generator; GV3240SW Generator; GV3250Q60SW Generator; KH-1; KH-170L; KH-18L; KH-28L; KH191 Excavator; L225; L225DT; L245DT; L245F; L245H; L285P; L285WP; L295DT; L295F; L345; L345DT; L3750; L3750DT; L4150; L4150DT; L4150DTN; M4000; M4030; M4030DT; M4050; M4050DT; M4500; M4500DT; M4950; M4950DT; M4950DTS; M4950S; M5030; M5030DT; M5030SU; M5030SUMDT</p> <p>TECH NOTES: Fits water pump 15611-73030</p>		
Roller Chain		1906-6250 Water Pump Gasket	15221-73430; 15766-73430
Seats, Other Components			
Sheet Metal, Grille	<p>FITS MODELS: GV1125Q60KTC Generator; GV312060B Generator; GV3170SW Generator; GV3190Q60 Generator; KH-60H; KH-66H; KH-90H; KH101 Excavator; KH151 Excavator; KH191 Excavator; KH66 Excavator; KJS130D Generator; KJS130DX Generator; KJS150V Generator; KJS150VX Generator; KJT210V Generator; KJT210VX Generator; KJT270FSW Generator; KX101 Excavator; KX121-2 Excavator; KX151 Excavator; KX161-2 Excavator; L235; L275; L3350DT; L355SS; L4350DT; M4030; M4030DT; M5030; M5030DT; M5030SU; M5030SUMDT; R400B Loader; R410 Loader; R410B Loader; R420 Loader; R510 Loader; R510B Loader; R520 Loader; SQ1140-USA Generator; SQ1200-USA Generator; SQ3170-USA Generator; SQ3250-USA-SW Generator</p> <p>TECH NOTES: Fits D1402B motors as well.</p>		
Tools & Shop Supplies			
Wheels, Hubs, Components			

Replacement **Electrical Components****KUBOTA**

	PART NO.	DESCRIPTION	REFERENCE NO.
	1900-0500	Alternator	15253-64010; 15321-64012; 15411-64011; 15471-64010; 15471-64011; 15606-64010; 15606-64011
<p>FITS MODELS: B6200D; B6200E; B7200D; B7200E; B9200HSDTOW; GV1125Q60KTC Generator; GV312060B Generator; GV3170SW Generator; GV3190Q60 Generator; GV3240 Generator; GV3240SW Generator; GV3250Q60SW Generator; KH101 Excavator; KH151 Excavator; KH191 Excavator; KH90 Excavator; KH101 Excavator; KX151 Excavator; L175; L185DT; L185F; L200; L225; L2250DT; L2250F; L225DT; L235; L2350F; L235DT; L245DT; L245F; L245H; L2550DT; L2550DTGST; L2550F; L2550TOW; L2850DT; L2850DTGST; L2850F; L285P; L285WP; L295DT; L295F; L305F; L3250DT; L3250F; L3350DT; L345; L355SS; L3750; L3750DT; L4150; L4150DT; L4150DTN; L4350DT; L4850DT; L5450DT; M4030; M4030DT; M4030SU; M4030SUTF; M4950DTS; M4950S; M5030; M5030DT; M5030SU; M5030SUMDT; M5500DT; M5950; M5950DT; M5950DTS; M5950S; M6030; M6030DT; M6030DTN; M6030DTNB; M6950; M6950DT; M6950DTS; M6950S; M6970DT; M7030; M7030DT; M7030DTNB; M7030N; M7030SU; M7030SUDT; M7500; M7500ACL; M7500DT; M7500DTACL; M7950; M7950DT; M7950DTS; M7950S; M7970DT; M8030; M8030DT; M8950; M8950DT; M8950DTS; M8950S; M8970DT; R400B Loader; R410 Loader; R410B Loader</p> <p>TECH NOTES: 12v, 35 amp, E/R Denso type w/three (3) ear mount. Features B+ post and one (1) three wire-single plug connector with E (ground), F(B) (+ from reg), and N(ST) spades. Uses Atlantic 1900-0550 regulator.</p>			
	1900-0501	Alternator	16427-64010; 16427-64012; 16705-64011; 16705-64012; 34070-75600; 34070-75602; T1060-15680; T1060-15681; T1060-15682
<p>FITS MODELS: KX121-2 Excavator; KX161-2 Excavator; KX61-2 Excavator; L2600DT; L2600F; L2800DT; L2800F; L2800HST; L2900DT; L2900DTGST; L2900F; L3000DT; L3000F; L3010DT; L3010F; L3010GST; L3010HST; L3130DT; L3130F; L3130GST; L3130HST; L3240DT; L3240DT3; L3240F; L3240F3; L3240GST; L3240GST3; L3240HST; L3240HST3; L3300DT; L3300DTGST; L3300F; L3301DT; L3301F; L3301H; L3400DT; L3400F; L3400HST; L3410DT; L3410GST; L3410HST; L3430DT; L3430GST; L3430HST; L35 Indust/Const; L3540GST; L3540GST3; L3540HST; L3540HST3; L3560DT; L3560GST; L3560HST; L3600DT; L3600DTGST; L3700SU; L3710DT; L3830DT; L3830F; L3830GST; L3830HST; L39 Indust/Const; L3901DT; L3901F; L3901H; L3940DT; L3940DT3; L3940GST; L3940GST3; L3940HST; L3940HST3; L4060DT; L4060GST; L4060HST; L4200DT; L4200DTGST; L4200F; L4200FGST; L4300DT; L4300F; L4310DT; L4310DTGST; L4310DTHST; L4310F; L4330DT; L4330GST; L4330HST; L4610DTGST; L4610DTHST; L4630DT; L4630GST; L4630HST; L48 Indust/Const; M4700; M4700DT; M4800SUDF; M4800SUF; M4900; M4900DT; M4900SU; M4900SUDT; M5400; M5400DT; M5400DTN; M5640SU; M5640SUD; M5700; M5700DT; M5700DTN; M5700HD; MX5000DT; MX5000F</p> <p>TECH NOTES: 12v, I/R, 45 amp, Denso type w/two (2) ear mount. B+ post on rear of CE. Uses IG spade, L spade 'T' shaped single plug connector.</p>			
	1900-0502	Alternator	16231-64010; 16231-64011; 16231-64012; 16241-64010; 16241-64011; 16241-64012; 16241-64013; 77700-02592
<p>FITS MODELS: B1550D; B1550E; B1550HSTD; B1550HSTE; B1750D; B1750E; B1750HSTD; B1750HSTE; B21 Indust/Const; B2100D; B2100E; B2100HSD; B2100HSE; B2150D; B2150E; B2150HSD; B2150HSE; B2400D; B2400E; B2400HSD; B2400HSE; B2410HSD; B2410HSD; B2410HSD; B2410HSD; B2410HSD; B26 Indust/Const; B2630HSD; B2710HSD; B2910HSD; B3030HSD; B3200HSD; B3200HSD; B3200HSD; B3300SUHSD; B7500D; B7500DTN; B7500HSD; B7510D; B7510DN; B7510HSD; B7510HSDTR; B7610HSD; B7800HSD; BX1800D; BX1830D; BX2200D; BX2230D; BX22D; BX23D; D1005 Eng; F2260 Mower; F2260 Mower; F2560 Mower; F2560E Mower; F2680E Mower; F2690 Mower; F2690E Mower; F2880EF Mower; F2880F Mower; F3060 Mower; F3080 Mower; F3680 Mower; FZ2100 Mower; FZ2400 Mower; G2160 Mower; G2460G Mower; KX41-2 Excavator; KX41-3 Excavator; KX41H Excavator; KX61-2 Excavator; KX71 Excavator; KX91-2 Excavator; R310 Loader; R310BH Loader; TG1860 Mower; U17 Excavator</p> <p>TECH NOTES: CW, 12V, 40 AMP. IG-L ('T'-SHAPED) plug connector.</p>			
	1900-0503	Alternator	16541-64010; 16541-64011; 16541-64012
<p>FITS MODELS: M6030; M6030DT; M6030DTN; M6030DTNB; M7030; M7030DT; M7030DTNB; M7030N; M7030SU; M7030SUDT; M7580DT; M8030; M8030DT; M8580DT; M9580DT</p> <p>TECH NOTES: 12V, 45 Amp, IR, CW rotation, Denso-style, Two "V" Pulley, Two threaded holes on DE frame, Uses regulator 1900-0552. IG and L 'T' plug type connector.</p>			
	1900-0504	Alternator	15451-64010; 15763-64010; 15763-64011; 15763-64012
<p>FITS MODELS: KH191 Excavator; L2850DT; L2850DTGST; L2850F; L3250DT; L3250F; L3300DT; L3750; L3750DT; L4150; L4150DT; L4150DTN; L4350DT; L4850DT; L5450DT; M4030; M4030DT; M4950; M4950DT; M4950DTS; M4950S; M5030; M5030DT; M5030SU; M5030SUMDT; M5500DT; M5950; M5950DT; M5950DTS; M5950S; M6030; M6030DT; M6030DTN; M6030DTNB; M6950; M6950DT; M6950DTS; M6950S; M6970DT; M7030; M7030DT; M7030DTNB; M7030N; M7030SU; M7030SUDT; M7500; M7500ACL; M7500DT; M7500DTACL; M7950; M7950DT; M7950DTS; M7950H; M7950S; M7970DT; M8030; M8030DT; M8950; M8950DT; M8950DTS; M8950S; M8970DT</p> <p>TECH NOTES: 12v, 35a, EF, ER, CW rotation, Denso style with threaded ear. Note, on some M series tractors lower dynamo support may need to be modified from 2 5/8" to 2 7/8" on some models since SRE housing has been superseded through ND (SRE#021501-1660 NLA, use SRE#021501-2040 to build alternator). Three spades in connector plug.</p>			
	1900-0506	Alternator	16705-64010; 16771-64010; 16771-64012; 17356-64010
<p>FITS MODELS: L2650DT; L2650DTGST; L2650DTWET; L2650F; L2950DT; L2950DTGST; L2950DTWET; L2950F; L3450DT; L3450DTGST; L3450DTWET; L3450F; L3650DT; L3650DTGST; L3650DTWET; L3650F; L4350DT; L4850DT; L5450DT; R410 Loader; R410B Loader; R510B Loader; R520 Loader</p> <p>TECH NOTES: Voltage: 12 Volts Amps: 45 Amps Regulator Position: 12:00 Polarity: Negative Output Stud Dimensions: M6-1.0. IG and L 'T' shaped plug.</p>			

A/C
ComponentsBrake System
ComponentsClutch,
Transmission,
PTOCooling
System
Components

Drivelines

Electrical
ComponentsEngine
Components

Filters

Front Axle
SteeringFuel System
ComponentsGauges,
Instruments,
CablesHitch,
Implement
ComponentsHydraulic,
Power SteeringManuals &
Decals

Muffler

Rear Axle
Differential

Roller Chain

Seats, Other
ComponentsSheet Metal,
GrilleTools & Shop
SuppliesWheels, Hubs,
Components

	PART NO.	DESCRIPTION	REFERENCE NO.
A/C Components	 1900-0508	Alternator	K7561-61910
Brake System Components	FITS MODELS: B3000HSDC; B3000HSDCC; B3030HSDC; B3030HSDCC; RTV1140CPX; RTV1140CPXR; RTV900G; RTV900G6; RTV900G9; RTV900R6; RTV900R9; RTV900RSD; RTV900RSDL; RTV900T; RTV900T2; RTV900T5H; RTV900T6; RTV900T9; RTV900W; RTV900W6; RTV900W6SE; RTV900W8SE; RTV900W9; RTV900W9SE; RTV900XTG; RTV900XTR; RTV900XTS		
Clutch, Transmission, PTO	TECH NOTES: Voltage:12 Volts Amps:55 Amps Regulator Position:9:00 Polarity:Negative Output Stud Dimensions:M6-1.0 Reg. Location:Internal Fan Location:Internal IG and L 'T' shaped plug.		
Cooling System Components	 1900-0510	Alternator	3A651-74010; 3A651-74011; 3C581-74010; 3C581-74011
Drivelines	FITS MODELS: M105SC; M5040DTC; M5040DTC1; M5040FC; M5040FC1; M5040HDC; M5040HDC1; M5140DTC; M5140FC; M5140HDC; M6040DTC; M6040DTC1; M6040FC; M6040FC1; M6040HDC; M6040HDC1; M6800HDC; M6800SC; M6800SDTC; M7040DTC; M7040DTC1; M7040FC; M7040FC1; M7040HDC; M7040HDC1; M8200C; M8200DTC; M8200HDC; M8200SDTNC; M8540DTC; M8540DTC1; M8540FC; M8540FC1; M8540HDC; M8540HDC1; M8540HDC12; M8540HDC121; M9000C; M9000DTC; M9000DTMC; M9000HDC; M9540DTC; M9540DTC1; M9540FC; M9540FC1; M9540HDC; M9540HDC1; M9540HDC12; M9540HDC121; M95SDTC		
Electrical Components	TECH NOTES: 12v, 60a, IR, IF, clockwise Mitsubishi style. L-R (T-SHAPED) PLUG.		
Engine Components	 1900-0511	Alternator	6A830-59250
Filters	FITS MODELS: B2301HSD; B2320DT; B2320DTN-1; B2320DTWO; B2320HSD; B2320HSDN; B2601HSD; B2620HSD; B2650HSD; B2920HSD; B3200HSD; B3200HSDWO; B3300SUHSD		
Front Axle Steering	TECH NOTES: 12v, 14 amp, permanent magnet dynamo.		
Fuel System Components	 1900-0512	Alternator	16678-64011; 16678-64012
Gauges, Instruments, Cables	FITS MODELS: D1105 Eng TECH NOTES: Voltage: 12 Volts Amps: 40 Amps Regulator Position: 9:00 Polarity: Negative Output Stud Dimensions: M6-1.0 Top DE Mounting Ear M8-1.25 Threaded, Bottom Mounting Ear 10.3mm ID Unthreaded. Three pin connector P, IG and L, B+ at side position. Three pin P-IG-L terminal connector.		
Hitch, Implement Components	 1900-0514	Alternator	1C010-64010
Hydraulic, Power Steering	FITS MODELS: M6800; M6800DT; M6800S; M6800SDT; M8200; M8200DT; M9000; M9000DT TECH NOTES: Alternator - Mitsubishi style 12 volt 45 amp Internal Regulator / Internal Fan1 groove pulley. L-R (T-SHAPED) PLUG, 1-V PULLEY 74mm OD.		
Manuals & Decals	1900-0515	Alternator	15881-64200
Muffler	FITS MODELS: A28 Eng		
Rear Axle Differential	TECH NOTES: 12v, 40amp, IR, IF, clockwise replaces Denso unit, IG and L 'T' shaped plug.		
Roller Chain	 1900-0516	Alternator	3C081-74010; 3C081-74011; 3C081-74012
Seats, Other Components	FITS MODELS: M105SDS; M105SDSF; M105SDSL; M105SH; M105SHD; M108SDS2; M108SDSF; M108SDSL; M108SDSL2; M108SDSL2S; M108SH; M108SHD; M108SSDS; M8540DT; M8540DT1; M8540F; M8540F1; M8540HD; M8540HD1; M8540HD12; M8540HD121; M8540HDNB; M8540HDNB1; M8560HD; M8560HD12; M9540DT; M9540DT1; M9540F; M9540F1; M9540HD; M9540HD1; M9540HD12; M9540HD121; M9540HDL; M9540HDL1; M9540HDL1S; M9540HFL; M9540HFL1; M9540HFL1S; M95SDS; M95SH; M96SDS; M96SH; M96SHDM; M9960HD; M9960HD12; M9960HDL; M9960HDLN; M9960HF		
Sheet Metal, Grille	TECH NOTES: 12v, 45a, IR, IF, clockwise Mitsubishi style, IG and L 'T' shaped plug.		
Tools & Shop Supplies	 1900-0517	Alternator	3M760-64010
Wheels, Hubs, Components	FITS MODELS: M100GXDT; M110DTC; M110FC; M110GXDT; M120DTC; M120FC; M125XDTC TECH NOTES: 12v, 80a, IR, IF, clockwise, Mitsubishi style. L-S oval brown plug.		

Replacement **Electrical Components****KUBOTA**

	PART NO.	DESCRIPTION	REFERENCE NO.
	1900-0518	Alternator	K7711-61900
FITS MODELS: RTV1100CR; RTV1100CR9; RTV1100CRX; RTV1100CW; RTV1100CW9; RTV1100CWX; RTVX1100CR; RTVX1100CW TECH NOTES: 12V, 75 AMP, CW, IR. Three pin connector P-IG-L terminals, B+ at top side position.			
	1900-0519	Alternator	1J431-64012
FITS MODELS: M4N-071HD12; M4N-071HDC12; M4N-071HDC12; M6060HD; M6060HDC; M6060HFC; M7060HD; M7060HD12; M7060HDC; M7060HDC12; M7060HFC; M8560HD; M8560HD12; M8560HDC; M8560HDC12; M8560HF; M8560HFC; M9960HD; M9960HD12; M9960HDC; M9960HDC12; M9960HDC24; M9960HDL; M9960HDLN; M9960HF; M9960HFC TECH NOTES: 12v, 100a, IR, IF, clockwise, Mitsubishi style			
	1900-0521	Alternator	3A611-74012
FITS MODELS: L3240HSTC; L3240HSTC3; L3430HSTC; L3540HSTC; L3540HSTC3; L3940HSTC; L3940HSTC3; L4240HSTC; L4240HSTC3; L4330HSTC; L4630GSTC; L4740HSTC; L4740HSTC3; L5030HSTC; L5240HSTC; L5240HSTC3; L5740HSTC; L5740HSTC3; M4900C; M4900DTC; M5700C; M5700DTC; M5700HDC; V2403 Eng TECH NOTES: 12v, 60a, IR, IF, clockwise, Denso style, IG-L two spade plug.			
	1900-0522	Alternator	3A011-74010; 3A011-74011; 3A011-74012; 3A011-74013
FITS MODELS: M4700; M4700DT; M4800SUDF; M4800SUF; M4900; M4900DT; M4900SU; M4900SUDT; M5400; M5400DT; M5400DTN; M5640SU; M5640SUD; M5640SUD1; M5700; M5700DT; M5700DTN; M5700HD TECH NOTES: 40 Amp, I/R, CW Rotation, 1 V Pulley-Wide, IG-L (T) Terminal, B+ on back of CE at 12:00 Position, Top Mounting Ear Threaded.			
	1900-0523	Alternator	EG673-64200; EG673-64201; EG673-64202
FITS MODELS: RTV500AH; RTV500RAH TECH NOTES: 12 Volt CW Rotation 55 AMP, 'T' shaped plug w/IG and L spades.			
	1900-0525	Alternator	19260-64010; 19260-64011; 19260-64012; 19279-64010; 19279-64011; 19279-64012; 19279-64013
FITS MODELS: L47 Indust/Const; M62 Indust/Const TECH NOTES: 12v, 50a, IR, IF, clockwise, Denso replacement, three pin P-IG-L TERMINAL connector.			
	1100-0911	Bulb	66591-55630
FITS MODELS: B1700D; B1700E; B1700HSD; B1700HSE; B2100D; B2100E; B2100HSD; B2100HSE; B2400D; B2400E; B2400HSD; B2400HSE; B5100DP; B5100EP; B6000DT; B6000E; B6100DP; B6100EP; B6100HSTD; B6100HSTE; B7100DP; B7100HSTD; B7100HSTE; B7300HSD; B7400HSD; B7500D; B7500DTN; B7500HSD; KH007H Excavator TECH NOTES: 12v, 26.90 watts, single contact bayonet base. Type 1156. Priced individually, sold in multiples of 10.			
	1100-0916	Bulb	32120-33840; 32130-33840; 32150-33840; 32360-33840; 36200-75290; 38240-33870; 3G710-75900; 70000-33841
FITS MODELS: B26 Indust/Const; KX033-4 Excavator; KX040-4 Excavator; KX057-4 Excavator; KX080-3 Excavator; KX080-3T Excavator; KX080-4 Excavator; KX121-3 Excavator; KX121-3S Excavator; KX121-3ST Excavator; KX161-3 Excavator; KX161-3S Excavator; KX161-3ST Excavator; KX41-3 Excavator; KX71-3 Excavator; KX71-3S Excavator; KX91-3 Excavator; KX91-3S Excavator; L175; L185DT; L185F; L200; L2050DT; L2050F; L210; L225; L2250DT; L2250F; L225DT; L235; L245DT; L245F; L245H; L2550DTGST; L2550F; L2550TOW; L260P; L275; L2850DT; L2850DTGST; L2850F; L285P; L285WP; L295DT; L295F; L305DT; L305F; L3250DT; L3250F; L345; L3450DT; L355SS; L39 Indust/Const; L45 Indust/Const; L47 Indust/Const; L48 Indust/Const; L9457; M105SC; M105SDTC; M105XDTC; M110DTC; M110FC; M120DTC; M120FC; M125XDTC; M4000; M4050; M4050DT; M4500; M4500DT; M4900C; M4900DTC; M5500DT; M5700DT; M5700DTC; M5700HDC; M59 Indust/Const; M62 Indust/Const; M6800HDC; M6800SC; M6800SDTC; M7500; M7500ACL; M7500DT; M7500DTACL; M8200C; M8200DTC; M8200HDC; M9000C; M9000DTC; M9000DTC; M9000DTC; M95SDTC; U17 Excavator; U25 Excavator; U25S Excavator; U35 Excavator; U35-4 Excavator; U35-S2 Excavator; U35S Excavator; U45 Excavator; U45S Excavator; U45ST Excavator; U55 Excavator; U55-4 Excavator TECH NOTES: 12v, 55 watt, PK22S base. Bulb for diesel and gas applications. Type H3-55.			

A/C
ComponentsBrake System
ComponentsClutch,
Transmission,
PTOCooling
System
Components

Drivelines

Electrical
ComponentsEngine
Components

Filters

Front Axle
SteeringFuel System
ComponentsGauges,
Instruments,
CablesHitch,
Implement
ComponentsHydraulic,
Power SteeringManuals &
Decals

Muffler






Rear Axle
Differential

Roller Chain

Seats, Other
ComponentsSheet Metal,
GrilleTools & Shop
SuppliesWheels, Hubs,
Components

Replacement Electrical Components

KUBOTA

PART NO.	DESCRIPTION	REFERENCE NO.	
1900-1003	Glow Plug	15261-65510; 15261-65513; 15261-65514; 15694-65510; 15694-65512; 15951-65510; 15951-65512	
FITS MODELS: AD70 Tiller; B1550D; B1550E; B1550HSTD; B1550HSTE; B1750D; B1750E; B1750HSTD; B1750HSTE; B20 Indust/Const; B2150D; B2150E; B2150HSD; B2150HSE; B4200D; B5100DP; B5100EP; B5200D; B5200E; B6100DP; B6100EP; B6100HSTD; B6100HSTE; B6200D; B6200E; B6200HSTD; B6200HSTE; B7100DP; B7100HSTD; B7100HSTE; B7200D; B7200E; B7200HSTD; B7200HSTE; B8200DP; B8200EP; B8200HSTD; B8200HSTE; B9200CDP; B9200DCEP; B9200HSDTOW; B9200HSTD; B9200HSTEP; F2000 Mower; F2100 Mower; F2100E Mower; G3200 Mower; G4200 Mower; G4200H Mower; G5200H Mower; G5500S Generator; G6200H Mower; GL3500 Generator; GL4500S Generator; GL5500S Generator; GL6500S Generator; GL6500SRV Generator; KH-51H; KH-61H; KH007H Excavator; KH35 Excavator; KH36 Excavator; KH41 Excavator; KH51 Excavator; KH61 Excavator			
	1900-0915	Ignition Key	18510-63620; 18510-63720
FITS MODELS: AV5500-B-3Y; AV6500-B-3Y; M105SDS; M105SDSF; M105SDSL; M105SH; M105SHD; M108SDS; M108SDS2; M108SDSF; M108SDSL; M108SDSL2; M108SDSL2S; M108SDSL2S; M108SH; M108SHD; M4900; M4900DT; M4N-071HD12; M4N-071HDRC12; M5-091HD; M5-091HD12; M5-091HF; M5-111HD12; M5-111HF; M5040DT; M5040DT1; M5040F; M5040F1; M5040HD; M5040HD1; M5140DT; M5140F; M5140HD; M5640SU; M5640SUD; M5640SUD1; M5660SUH; M5660SUHD; M5700; M5700DT; M5700DTN; M5700HD; M5L-111; M5N-091HD12; M5N-091HD24; M5N-091HDRC12; M5N-091HDRC24; M5N-111HD12; M5N-111HD24; M5N-111HDRC12; M5N-111HDRC24; M6040DT; M6040DT1; M6040F; M6040HD; M6040HD1; M6040HDNB; M6040HDNB1; M6060HD; M6800; M6800DT; M6800HD; M6800S; M6800SDT; M7040DT; M7040DT1; M7040F; M7040F1; M7040HD; M7040HDNB; M7040HDNB1; M7040SU; M7040SUD; M7040SUH; M7040SUHD; M7060HD; M7060HD12; M8200; M8200DT; M8200DTN; M8200HD; M8200SDTN; M8540DT; M8540DT1; M8540F; M8540F1; M8540HD; M8540HD1; M8540HD12; M8540HD121; M8540HDNB; M8540HDNB1; M8560HD; M8560HD1; M8560HF; M9000; M9000DT; M9000DTL; M9000DTM; M9000HD; M9000HDLF; M9540DT; M9540DT1; M9540F; M9540F1; M9540HD; M9540HD1; M9540HD121; M9540HDL; M9540HDL1; M9540HDL1S; M9540HDL1S; M9540HFL; M9540HFL1; M9540HFL1S; M95SDS; M95SH; M96SDS; M96SH; M96SHD; M9960HD; M9960HD12; M9960HDL; M9960HDLN; M9960HF			
TECH NOTES: Sold in multiples of 2. Priced individually.			
	1900-0916	Ignition Key	37410-55150
FITS MODELS: B1550D; B1550E; B1550HSTD; B1550HSTE; B1750D; B1750E; B1750HSTD; B1750HSTE; B2150D; B2150E; B2150HSD; B2150HSE; BX1500D; BX1800D; BX1830D; BX2200D; BX2230D; BX22D; BX23D; F2260 Mower; F2560 Mower; F2560E Mower; F3060 Mower; G1700 Mower; G1800 Mower; G1800S Mower; G1900 Mower; G1900S Mower; G2000 Mower; G2000S Mower; G2160 Mower; G2460G Mower; GF1800 Mower; GF1800E Mower; KJS130D Generator; KJS130DX Generator; KJS150V Generator; KJS150VX Generator; KJT210V Generator; KJT210VX Generator; KJT270FSW Generator; KJT270FSW Generator; T1600H Mower; T1600HG Mower; TG1860 Mower; TG1860G Mower; ZD18 Mower; ZD18F Mower; ZD21 Mower; ZD21F Mower; ZD25F Mower; ZD28 Mower; ZD28F Mower			
TECH NOTES: Sold in multiples of 2. Priced individually.			
	1900-0917	Ignition Key	15248-63700; 6C040-55430; 6C040-55432
FITS MODELS: B1700D; B1700E; B1700HSD; B1700HSE; B21 Indust/Const; B2100D; B2100E; B2100HSD; B2100HSE; B2301HSD; B2320DT; B2320DTN-1; B2320DTWO; B2320HSD; B2320HSDN; B2400D; B2400E; B2400HSD; B2400HSE; B2410HSD; B2410HSDB; B2410HSE; B2601HSD; B2620HSD; B2630HSD; B2650HSD; B2650HSDC; B2710HSD; B2910HSD; B2920HSD; B3000HSDC; B3000HSDCC; B3030HSD; B3030HSDC; B3030HSDCC; B3200HSD; B3200HSDWO; B3300SUHSD; B3350HSD; B3350HSDC; B3350SUHSD; B7300HSD; B7400HSD; B7410D; B7500D; B7500DTN; B7500HSD; B7510D; B7510DN; B7510HSD; B7510HSDTR; B7610HSD; B7800HSD; SQ1140-USA Generator; SQ1200-USA Generator; SQ3170-USA Generator; SQ3250-USA-SW Generator; SQ3350-USA-SW Generator			
TECH NOTES: Priced individually but sold in multiples of 2.			
	1900-0910	Ignition Switch	52200-41210; 52200-41212
FITS MODELS: M105SDS; M105SDSF; M105SDSL; M105SH; M105SHD; M108SDS; M108SDS2; M108SDSF; M108SDSL; M108SDSL2; M108SDSL2S; M108SH; M108SHD; M4900; M4900DT; M5040DT1; M5040F; M5040HD; M5140DT; M5140F; M5140HD; M5640SU; M5640SUD; M5660SUH; M5660SUHD; M5700; M5700DT; M5700DTN; M5700HD; M6040DT; M6040DT1; M6040F; M6040HD; M6040HDNB; M6040HDNB1; M6060HD; M6800; M6800DT; M6800HD; M6800S; M6800SDT; M7040DT; M7040F; M7040HD; M7040HDNB; M7040SU; M7040SUD; M7040SUHD; M7060HD; M7060HD12; M8200; M8200DT; M8200DTN; M8200HD; M8200SDTN; M8540DT; M8540DT1; M8540F; M8540F1; M8540HD; M8540HD1; M8540HD12; M8540HD121; M8540HDNB; M8540HDNB1; M8560HD; M8560HD12; M8560HF; M9000; M9000DT; M9000DTL; M9000DTM; M9000HD; M9000HDLF; M9540DT; M9540DT1; M9540F; M9540F1; M9540HD; M9540HD1; M9540HD12; M9540HD121; M9540HDL; M9540HDL1; M9540HFL; M95SDS; M95SH; M96SDS; M96SH; M96SHD; M9960HD; M9960HD12; M9960HDL; M9960HDLN; M9960HF			
	1900-0911	Ignition Switch	66101-55200; 66101-55202; 66101-55203; 66101-55210
FITS MODELS: BX1500D; BX1800D; BX1830D; BX2200D; BX2230D; BX22D; BX23D; G1700 Mower; G1800 Mower; G1800S Mower; G1900 Mower; G1900S Mower; G2000 Mower; G2000S Mower; G2160 Mower; G2460G Mower; TG1860 Mower; TG1860G Mower; ZD18 Mower; ZD18F Mower; ZD21 Mower; ZD21F Mower; ZD25F Mower; ZD28 Mower; ZD28F Mower			

A/C Components

Brake System Components

Clutch, Transmission, PTO

Cooling System Components

Drivelines

Electrical Components

Engine Components

Filters

Front Axle Steering

Fuel System Components

Gauges, Instruments, Cables

Hitch, Implement Components

Hydraulic, Power Steering

Manuals & Decals

Muffler

Rear Axle Differential

Roller Chain

Seats, Other Components

Sheet Metal, Grille

Tools & Shop Supplies

Wheels, Hubs, Components

Replacement **Electrical Components****KUBOTA**

PART NO.	DESCRIPTION	REFERENCE NO.
 1900-0553	Regulator	15351-64600; 15351-64601; 15531-64603; 18270169; 19267-64600; 19267-64601; 19267-64602; RP201-53710
<p>FITS MODELS: B1550D; B1550E; B1550HSTD; B1550HSTE; B1700D; B1700E; B1700HSD; B1700HSE; B1750D; B1750E; B1750HSTD; B1750HSTE; B20 Indust/Const; B2100D; B2100E; B2100HSD; B2100HSE; B2150D; B2150E; B2150HSD; B2150HSE; B2400D; B2400E; B2400HSD; B2400HSE; B2410HSD; B2410HSDB; B2410HSE; B2710HSD; B2910HSD; B7300HSD; B7400HSD; B7500D; B7500DTN; B7500HSD; B7800HSD; B9200HSTD; B9200HSTEP; G1700 Mower; G1800 Mower; G1800S Mower; G1900 Mower; G1900S Mower; G2000 Mower; G2000S Mower; G4200H Mower; G5200H Mower; G6200H Mower; GF1800 Mower; GF1800E Mower; K008 Excavator; KH35 Excavator; KH41 Excavator; T1600H Mower; T1600HG Mower</p> <p>TECH NOTES: Rectifier Regulator 6 Wire Plug Connector; Terminal ID: AC, B-, AC / L, I, B+; Accommodates charge indicator light</p>		
 1900-0920	Relay	K1122-62260; K3181-62330
<p>FITS MODELS: BX1870; BX1880; BX2370; BX2380; BX23S; BX25DLB; BX2670; GR2000G Mower; GR2010G Mower; GR2010GAB Mower; GR2020G Mower; GR2020GB Mower; GR2120 Mower; GR2120B Mower; T1460 Mower; T1560 Mower; T1570 Mower; T1570A Mower; T1670 Mower; T1670A Mower; T1770 Mower; T1770A Mower; T1870 Mower; T1870A Mower; T1880 Mower; T1880A Mower; T2080 Mower; T2080A Mower; T2380 Mower; T2380A Mower; TG1860 Mower; Z121SKH; Z122EBR; Z122RKW; Z411KW; Z421KW; Z421KWT; Z723KH; Z724KH; Z724XKW; Z725KH; Z726XKW; ZD1011 Mower; ZD1021 Mower; ZD1211 Mower; ZD1211L Mower; ZD1211R Mower; ZD1211RL Mower; ZD221 Mower; ZD321 Mower; ZD321N Mower; ZD323 Mower; ZD326P Mower; ZD326RP Mower; ZD326S Mower; ZD331LP Mower; ZD331P Mower; ZD331RP Mower; ZG123S; ZG124E; ZG127E; ZG127S; ZG20 Mower; ZG222 Mower; ZG222A Mower; ZG222S Mower; ZG222SA Mower; ZG227 Mower; ZG227A Mower; ZG227L Mower; ZG227LA Mower; ZG23 Mower; ZG327P; ZG327PA Mower; ZG327RP; ZG327RPA Mower; ZG332LP Mower; ZG332P Mower; ZP330LP Mower; ZP330P Mower</p> <p>TECH NOTES: 12v, 30 amp. Continuous duty Bosch style, ref#0-332-209-150, no suppression, equivalent coil resistance:69-80 ohms, pull in voltage: 8v, drop-out voltage: 1.2-5v.</p>		
 1900-0200	Solenoid	15852-63020; 15852-63023
<p>FITS MODELS: G2000 Mower; G2000S Mower; G2460G Mower; G3200 Mower; G4200 Mower; G4200H Mower; G5200H Mower; G5500S Generator; K008-3 Excavator; KH007H Excavator; T1600H Mower; T1600HG Mower</p> <p>TECH NOTES: 12v, three terminal. Switch terminal is male spade.</p>		
 1900-0201	Solenoid	12181-63080
<p>FITS MODELS: ARX5500-B-3Y; AV5500-B-3Y; AV6500-B-3Y; B21 Indust/Const; BX1500D; F2260 Mower; F2560 Mower; F2560E Mower; F3060 Mower; G2160 Mower; GR2100 Mower; GR2110 Mower; T1400H Mower; TG1860 Mower; ZD18 Mower; ZD18F Mower; ZD21 Mower; ZD21F Mower; ZD25F Mower; ZD28 Mower; ZD28F Mower; ZD321 Mower; ZD321N Mower; ZD323 Mower; ZD326P Mower; ZD326S Mower; ZD331LP Mower; ZD331P Mower</p>		
 1900-0202	Solenoid	15231-63022; 7000-65425
<p>FITS MODELS: B1550D; B1550E; B1550HSTD; B1550HSTE; B1750D; B1750E; B1750HSTD; B1750HSTE; B20 Indust/Const; B4200D; B5200D; B5200E; B6200D; B6200E; B6200HSTD; B6200HSTE; B7100HSTD; B7100HSTE; B7200D; B7200E; B7200HSTD; B7200HSTE; B8200DP; B8200EP; B8200HSTD; B8200HSTEP; F2000 Mower; F2100 Mower; F2100E Mower; G1700 Mower; G1800 Mower; G1900 Mower; G6200H Mower; GL3500 Generator; GL4500S Generator</p>		
 L82YC	Spark Plug	12601-67710; 12609-67710; 12647-67710; 12647-67711; 77700-03616
<p>TECH NOTES: Thread OD: .551" (14mm), Hex: .813" (20.65mm), Reach: .5" (12.7mm)</p>		
 L90C	Spark Plug	12366-67710; 12366-67716; 12499-67740; 12992-67710; 12992-67711
<p>FITS MODELS: AT25 Tiller; SX700 Tiller; T1560 Mower; T1700H Mower; T1700HX Mower</p> <p>TECH NOTES: Thread OD: .551" (14mm), Hex: .813" (20.65mm), Reach: .5" (12.7mm)</p>		

A/C
ComponentsBrake System
ComponentsClutch,
Transmission,
PTOCooling
System
Components

Drivelines

Electrical
ComponentsEngine
Components

Filters

Front Axle
SteeringFuel System
ComponentsGauges,
Instruments,
CablesHitch,
Implement
ComponentsHydraulic,
Power SteeringManuals &
Decals

Muffler




Rear Axle
Differential

Roller Chain

Seats, Other
ComponentsSheet Metal,
GrilleTools & Shop
SuppliesWheels, Hubs,
Components

	PART NO.	DESCRIPTION	REFERENCE NO.
A/C Components	 QC12YC	Spark Plug	12691-67710; 12691-67711
Brake System Components	FITS MODELS: G2000 Mower; G2000S Mower TECH NOTES: Thread OD: .551" (14mm), Hex: .625" (15.88mm), Reach: .75" (19.05mm)		
Clutch, Transmission, PTO	 RCJ8	Spark Plug	12681-67710; 12681-67711; 12681-67740; 12773-67710; E7199-67750
Cooling System Components	FITS MODELS: T1760 Mower TECH NOTES: Thread OD: .551" (14mm), Hex: .748" (19mm), Reach: .375" (9.525mm)		
Drivelines	 RL95YC	Spark Plug	13375-67740; 13375-67741; 13742-67710; 13742-67716; 13871-67710; 65721-12360; 65721-12361; 70000-00733; 70000-00737
Electrical Components	TECH NOTES: Thread OD: .551" (14mm), Hex: .813" (20.65mm), Reach: .5" (12.7mm)		
Engine Components	 1900-0100	Starter	15461-63010; 15461-63013; 17298-63010; 17341-63010; 17341-63013
Filters	FITS MODELS: GV1125Q60KTC Generator; GV312060B Generator; GV3170SW Generator; GV3190Q60 Generator; GV3240 Generator; GV3240SW Generator; GV3250Q60SW Generator; KH101 Excavator; KH151 Excavator; KH170 Excavator; KH191 Excavator; KH28 Excavator; KH66 Excavator; KH91 Excavator; KJS150V Generator; KJS150VX Generator; KJT210V Generator; KJT210VX Generator; KJT270FSW Generator; KJT270FSW Generator; KX101 Excavator; KX151 Excavator; L2250DT; L2250F; L2550DT; L2550DTGST; L2550F; L2550TOW; L2850DT; L2850DTGST; L2850F; L285P; L285WP; L295DT; L295F; L3250DT; L3250F; L3450DT; L3450DTGST; L3450F; L3600DT; L3600DTC; L3600DTGST; L3600DTGSTC; L3650DT; L3650DTGST; L3650F; L3710DT; L3710DTGST; L3710DTHST; L3710DTHSTC; L405; L4200DT; L4200DTGST; L4200F; L4200FGST; L4300DT; L4300F; L4310DT; L4310DTGST; L4310DTHST; L4310F; L4610DTGST; L4610DTHST; L4610DTHSTC; R410 Loader; R410B Loader; R420 Loader; R420S Loader		
Front Axle Steering	TECH NOTES: 12v, 9 tooth, 1.4KW, OSGR Denso type. Two (2) ear mount on DE housing.		
Fuel System Components	 1900-0101	Starter	15231-63015; 15852-63010; 15852-63014; 19293-63011; 77700-02590
Gauges, Instruments, Cables	FITS MODELS: B1550D; B1550E; B1550HSTD; B1550HSTE; B1750D; B1750E; B1750HSTD; B1750HSTE; B20 Indust/Const; B4200D; B5100DP; B5100EP; B5200D; B5200E; B6000DT; B6000E; B6100DP; B6100EP; B6100HSTD; B6100HSTE; B6200D; B6200E; B6200HSTD; B6200HSTE; B7100DP; B7100HSTD; B7100HSTE; B7200D; B7200E; B7200HSTD; B7200HSTE; B8200DP; B8200EP; B8200HSTD; B8200HSTE; B8200HSTEP; F2000 Mower; F2100 Mower; F2100E Mower; G1700 Mower; G1800 Mower; G1800S Mower; G1900 Mower; G1900S Mower; G2000 Mower; G2000S Mower; G2460G Mower; G3200 Mower; G4200 Mower; G4200H Mower; G5200H Mower; G6200H Mower; KH007H Excavator		
Hitch, Implement Components	TECH NOTES: 12v, 0.80KW, 9 tooth, DD Mitz type. Two (2) ear mount on DE housing.		
Hydraulic, Power Steering	 1900-0102	Starter	15601-63012; 15621-63012
Manuals & Decals	FITS MODELS: L3350DT; L345DT; L3750; L3750DT; L4150; L4150DT; L4150DTN; L4350DT; L4850DT; L5450DT; M4030; M4030DT; M4030SU; M4030SUTF; M4500; M4700; M4700DT; M4800SUDF; M4800SUF; M4900; M4900DT; M4900SU; M4900SUDT; M4950DTS; M4950S; M5030; M5030DT; M5030SU; M5030SUDT; M5030SUMDT; M5400; M5400DT; M5400DTN; M5700; M5700DT; M5700DTN		
Muffler	TECH NOTES: 12v, 11 tooth, 1.4KW, OSGR Denso type. Two (2) ear mount on DE housing.		
Rear Axle Differential	 1900-0103	Starter	16235-63010; 77700-02602; K7561-61810; K7561-61811; K7571-96800; K7711-61800; K7711-96800
Roller Chain	FITS MODELS: BX2200D; BX22D; RTV1100CR; RTV1100CW; RTV900G; RTV900G6; RTV900R6; RTV900RSD; RTV900RSDL; RTV900T; RTV900T2; RTV900T5H; RTV900T6; RTV900W; RTV900W6; RTV900W6SE		
Seats, Other Components	TECH NOTES: 12v, 9 tooth, 1.4KW, OSGR Denso type. Two (2) ear mount on DE housing		
Sheet Metal, Grille	 1900-0104	Starter	17381-63012; 70000-65440
Tools & Shop Supplies	FITS MODELS: L3350DT; L3750; L3750DT; L4150; L4150DT; L4150DTN; L4350DT; L4850DT; L5450DT; M5640SU; M5640SUD; SQ1140-USA Generator; SQ1200-USA Generator; SQ3170-USA Generator; SQ3250-USA-SW Generator		
Wheels, Hubs, Components	TECH NOTES: 12v, 11 tooth, 1.4KW, OSGR Denso type. Two (2) ear mount on DE housing.		

Replacement **Electrical Components****KUBOTA**

	PART NO.	DESCRIPTION	REFERENCE NO.
	1900-0105	Starter	12498-63010
<p>FITS MODELS: T1460 Mower; T1460A Mower; T1460B Mower; T1560 Mower; T1560A Mower; T1560B Mower</p> <p>TECH NOTES: 12v, 9 tooth, 0.6KW, CCW rotation, DD Denso type. Two (2) ear threaded mounts at 1:00 and 6:00 o'clock.</p>			
	1900-0106	Starter	34070-16800; 34070-16803
<p>FITS MODELS: KJS130D Generator; KJS130DX Generator; L2500DT; L2500F; L2501D; L2501F; L2501H; L2650DT; L2650DTGST; L2650DTWET; L2650F; L2800DT; L2800F; L2800HST; L2900DT; L2900DTGST; L2900F; L2950DT; L2950DTGST; L2950DTWET; L2950F; L3010DT; L3010F; L3010GST; L3010HST; L3130DT; L3130F; L3130GST; L3130HST; L3200DT; L3200F; L3200H; L3240DT; L3240DT3; L3240F; L3240F3; L3240GST; L3240GST3; L3240HST; L3240HST3; L3300DT; L3300DTGST; L3300F; L3400DT; L3400F; L3400HST; L3410DT; L3410GST; L3410HST; L3430DT; L35 Indust/Const</p> <p>TECH NOTES: 12v, 9 tooth, 1.2KW, OSGR Denso type w/two ear mount.</p>			
	1900-0107	Starter	15504-63010; 15504-63011; 15504-63012; 15741-63010; 15741-63011; 16612-63012; 16871-63010; 16871-63011; 16871-63012; 19269-63010; 19269-63011; 77700-06123; K3311-96300
<p>FITS MODELS: B2150D; B2150E; B2150HSD; B2150HSE; BX1800D; BX1830D; BX1850D; BX1860; BX2230D; BX2350D; BX2360; BX24D; BX25DLB; F2400 Mower; FZ2100 Mower; G1700 Mower; G1800 Mower; G1800S Mower; G1900 Mower; G1900S Mower; GF1800 Mower; GF1800E Mower; GL6500S Generator; K008 Excavator; KH36 Excavator; KH41 Excavator; KH51 Excavator; KH61 Excavator; KX41-3 Excavator; KX41H Excavator; KX71 Excavator; KX71-3 Excavator; KX71-3S Excavator; R310 Loader; R310BH Loader; TG1860 Mower; U17 Excavator; U25 Excavator</p> <p>TECH NOTES: 12v, 9 tooth, 1.4KW, OSGR Denso type. Two (2) ear mount on DE housing</p>			
	1900-0108	Starter	19837-63010
<p>FITS MODELS: KH007H Excavator; T1600H Mower; T1600HG Mower</p> <p>TECH NOTES: 12v, 9 tooth, 0.7KW, DD Mitz type. Two (2) ear mount.</p>			
	1900-0109	Starter	1C010-63010; 1C010-63011; 1C010-63012; 1C010-63013; 1G772-63010; 1G772-63011; 1G772-63012
<p>FITS MODELS: M100GXDT; M100XDT; M105SC; M105SDS; M105SDSF; M105SDSL; M105SDTC; M105SH; M105SHD; M105XDTC; M108SDS2; M108SDSC; M108SDSC2; M108SDSF; M108SDSL; M108SDSL2; M108SDSL2S; M108SDSL3; M108SH; M108SHC; M108SHD; M108SHDC; M108SHDC2; M108SSDS; M108XDTC; M110GXDT; M110XDT; M4N-071HD12; M4N-071HDC12; M4N-071HDC12; M5040DT; M5040DT1; M5040DTC; M5040DTC1; M5040F; M5040F1; M5040FC; M5040FC1; M5040HD; M5040HD1; M5040HDC; M5040HDC1; M5140DT; M5140DT1; M5140DTC; M5140FC; M5140FC1; M5140HD; M5140HDC; M6-111DTC; M6-111DTC1; M6040DT; M6040DT1; M6040DTC; M6040DTC1; M6040F; M6040F1; M6040FC; M6040FC1; M6040HD; M6040HD1; M6040HDC; M6040HDC1; M6040HDNB; M6040HDNB1; M6060HD; M6060HDC; M6060HFC; M6800; M6800DT; M6800HD; M6800HDC; M6800S; M6800SC; M6800SDT; M6800SDTC; M7040DT; M7040DT1; M7040DTC; M7040DTC1; M7040F; M7040F1; M7040FC; M7040FC1; M7040HD; M7040HD1; M7040HDC; M7040HDC1; M7040HDCLTD; M7040HDNB; M7040HDNB1; M7040HDNBC; M7040SU; M7040SUD; M7040SUH; M7040SUHD; M7060HD; M7060HD12; M7060HDC; M7060HDC12; M7060HFC; M8200; M8200C; M8200DT; M8200DTC; M8200DTN; M8200HD; M8200HDC; M8200SDTN; M8200SDTNC; M8540DT; M8540DT1; M8540DTC; M8540DTC1; M8540F; M8540F1; M8540FC; M8540FC1; M8540HD; M8540HD1; M8540HD12; M8540HD121; M8540HDC; M8540HDC1; M8540HDC12; M8540HDC121; M8560HD; M8560HD12; M8560HDC; M8560HDC12; M8560HF; M8560HFC; M9000; M9000C; M9000DT; M9000DTC; M9000DTL; M9000DTM; M9000DTC; M9000HDC; M9000HDC1; M9000HDL; M9540DT; M9540DT1; M9540DTC; M9540DTC1; M9540F; M9540F1; M9540FC; M9540FC1; M9540HD; M9540HD1; M9540HD12; M9540HD121; M9540HDC; M9540HDC1; M9540HDC12; M9540HDC121; M9540HDC241; M9540HDCLTD; M9540HDL; M9540HDL1; M9540HDL1S; M9540HFL; M9540HFL1; M9540HFL1S; M95SDS; M95SDTC; M95SH; M95XDTC; M96SDS; M96SDSC; M96SH; M96SHDM; M9960HD; M9960HD12; M9960HDC; M9960HDC12; M9960HDC24; M9960HDL; M9960HDL1; M9960HDL1S; M9960HFL; M9960HFC; SQ3350-USA-SW Generator</p> <p>TECH NOTES: 12v, 9 tooth, 2.5KW, PLGR w/open DE Mitz type. Two (2) ear mount.</p>			
	1900-0110	Starter	15481-63010; 70000-65460; 70000-73540
<p>FITS MODELS: M6950; M6950C; M6950DT; M6950DTC; M6950DTS; M6950S; M6970DT; M7950; M7950C; M7950DT; M7950DT-Mudder; M7950DTC; M7950DTS; M7950H; M7950S; M7950W; M7970DT; M8950; M8950C; M8950DT; M8950DTC; M8950DTS; M8950S; M8970DT</p> <p>TECH NOTES: 12v, 9 tooth, 2.5KW, OSGR Denso type. Three (3) ear mount.</p>			

A/C
ComponentsBrake System
ComponentsClutch,
Transmission,
PTOCooling
System
Components

Drivelines

Electrical
ComponentsEngine
Components

Filters









Front Axle
SteeringFuel System
ComponentsGauges,
Instruments,
CablesHitch,
Implement
ComponentsHydraulic,
Power SteeringManuals &
Decals

Muffler

Rear Axle
Differential

Roller Chain

Seats, Other
ComponentsSheet Metal,
GrilleTools & Shop
SuppliesWheels, Hubs,
Components

	PART NO.	DESCRIPTION	REFERENCE NO.
A/C Components	 1900-0111	Starter	6C140-59210; 6C140-59211; 6C140-59212; 6C140-59213; 6C140-59214
Brake System Components			
Clutch, Transmission, PTO			
Cooling System Components	 1900-0112	Starter	1G023-63010; 1G069-63010; 1G069-63011; 67980-31150; 67980-31151; 6A320-59212; K3511-81410
Drivelines			
Electrical Components			
Engine Components	 1900-0113	Starter	12499-63010
Filters			
Front Axle Steering	 1900-0114	Starter	1G911-63012; 25-39316-00
Fuel System Components			
Gauges, Instruments, Cables			
Hitch, Implement Components	 1900-0115	Starter	15451-63014
Hydraulic, Power Steering			
Manuals & Decals	 1900-0116	Starter	15425-63010
Muffler			
Rear Axle Differential	 1900-0117	Starter	16285-63010; 16611-63010; 16611-63011; 16611-63012; 37560-63010; 37560-63011; 37560-63012
Roller Chain			
Seats, Other Components			
Sheet Metal, Grille	 1900-0118	Starter	6C070-59210; 6C070-59211; 6C070-59212
Tools & Shop Supplies			
Wheels, Hubs, Components			

Replacement **Electrical Components****KUBOTA**

	PART NO.	DESCRIPTION	REFERENCE NO.
	1900-0119	Starter	T1150-16800
<p>FITS MODELS: L3200H; L3400DT; L3400F; L3400HST; L3540GST; L3540GST3; L3540HST; L3540HST3; L3540HSTC; L3540HSTC3; L3560DT; L3560GST; L3560HST; L3560HSTC; L3700SU; L3800DT; L3800F; L3800H; L3830DT; L3830F; L3830GST; L3830HST; L39 Indust/Const; L3940DT; L3940DT3; L3940GST; L3940GST3; L3940HST; L3940HST3; L3940HSTC; L3940HSTC3; L4060DT; L4060GST; L4060HST; L4060HSTC; L4240DT; L4240GST; L4240GST3; L4240HST; L4240HST3; L4240HSTC; L4240HSTC3; L4330DT; L4330GST; L4330HST; L4330HSTC; L4400DT; L4400F; L4400H; L45 Indust/Const; L4600DT; L4600F; L4600H; L4630DT; L4630GST; L4630GSTC; L4630HST; L47 Indust/Const; L4701DT; L4701F; L4701H; L4760GST; L4760HST; L4760HSTC; L5060GST; L5460HST; L5460HSTC; L6060HST; L6060HSTC; M62 Indust/Const; MX4800DT; MX4800F; MX4800H; MX5200DT; MX5200F; MX5200H; MX5800H</p> <p>TECH NOTES: OSGR, Denso Type, 12V, 8 tooth, 1.4kW</p>			
	1900-0120	Starter	E7194-63010; E7194-63012
<p>FITS MODELS: GR2000G Mower; GR2010G Mower; T1570 Mower; T1570A Mower; T1670 Mower; T1670A Mower; T1770A Mower; T1870A Mower; T2080 Mower; T2080A Mower; T2380 Mower; T2380A Mower; ZG20 Mower; ZG20F Mower; ZG23 Mower; ZG23F Mower</p> <p>TECH NOTES: 12v, 10 tooth, PMGR type, CCW rotation. Mounts w/two (2) hole tangent design DE housing.</p>			
	1900-0121	Starter	E7199-63010
<p>FITS MODELS: T1760 Mower; TG1860G Mower</p> <p>TECH NOTES: 12v, 9 tooth, CCW rotation. PMDD type, two (2) ear mount.</p>			
	1900-0122	Starter	E7195-63010
<p>FITS MODELS: T1770 Mower; T1870 Mower</p>			
	1900-0123	Starter	6A100-31150
<p>FITS MODELS: B21 Indust/Const</p> <p>TECH NOTES: 12V, CW Rotation, 9 Teeth, 1.0kW, DD Starter</p>			
	1900-0124	Starter	1G069-63010; 67980-31151; 77700-02596
<p>FITS MODELS: ZD25F Mower; ZD28 Mower; ZD28F Mower; ZD326 Mower; ZD326P Mower; ZD326RP Mower; ZD326S Mower; ZD331LP Mower; ZD331P Mower; ZD331RP Mower</p> <p>TECH NOTES: Gear Reduction style replacement for 1G029-63010 1.4 KW 12 Volt Denso Type.</p>			
	1900-0125	Starter	T1060-16800; T1060-16804
<p>FITS MODELS: L2600DT; L2600F; L3000DT; L3000F</p>			
	1900-0127	Starter	15221-63010; 15221-63014; 15221-63015; 70000-65214; 70000-65421; 70000-73450
<p>FITS MODELS: L185DT; L185F</p> <p>TECH NOTES: 12v, 0.8kw, 9 tooth, clockwise, DD, Denso replacement</p>			

A/C
ComponentsBrake System
ComponentsClutch,
Transmission,
PTOCooling
System
Components

Drivelines

Electrical
ComponentsEngine
Components

Filters









Front Axle
SteeringFuel System
ComponentsGauges,
Instruments,
CablesHitch,
Implement
ComponentsHydraulic,
Power SteeringManuals &
Decals

Muffler

Rear Axle
Differential

Roller Chain

Seats, Other
ComponentsSheet Metal,
GrilleTools & Shop
SuppliesWheels, Hubs,
Components

	PART NO.	DESCRIPTION	REFERENCE NO.
A/C Components	 1900-0128	Starter	15501-63010; 15501-63011; 15501-63012
Brake System Components	FITS MODELS: D1101 Eng; D1102 Eng; L225; L225DT; L235; L235DT; L245DT; L245F; L245H; L275		
Clutch, Transmission, PTO	 1900-0132	Starter	19013-63011; 19013-63012; 19013-63013; 29-39135-00
Cooling System Components	FITS MODELS: V1902 Engine TECH NOTES: 12v, 1.4kw, 11 tooth, OSGR, Denso style, for Kubota & Carrier-Transcold		
Drivelines	 1900-0133	Starter	19883-63011; 16617-63011
Electrical Components	FITS MODELS: V1200 Engine		
Engine Components	 1900-0134	Starter	15833-63010; 15833-63011; 15833-63012; 15833-63013; 17121-63011
Filters	FITS MODELS: R400 Loader TECH NOTES: 12v, 2.0a, 11 tooth, clockwise, OSGR Denso style		
Front Axle Steering	 1900-0136	Starter	19460-63011; 19460-63012; 19460-63013; 25-39291-00
Fuel System Components	FITS MODELS: V1902 Engine; V2203 Eng TECH NOTES: 12v, 2.0kw, 9 tooth, clockwise, OSGR, Denso style, for Carrier-Transcold		
Gauges, Instruments, Cables	 1900-0138	Starter	E7179-70130
Hitch, Implement Components	FITS MODELS: RTV400 TECH NOTES: DD Starter 12V, CCW, 12 teeth		
Hydraulic, Power Steering	 1900-0139	Starter	EG673-63013
Manuals & Decals	FITS MODELS: RTV500AH; RTV500RAH TECH NOTES: 12v, CW, 9 Teeth, Direct Drive, Denso-type starter for gas applications.		
Muffler	 1900-0140	Starter	16235-63010; 16325-63012; K7561-61811; K7571-96800; K7711-96800; K7711-96810
Rear Axle Differential	FITS MODELS: BX2200D; BX22D; KX41-2 Excavator; KX61-2 Excavator; KX91-2 Excavator; RTV1100CR; RTV1100CR9; RTV1100CRX; RTV1100CW; RTV1100CW9; RTV1100CWX; RTV1140CPX; RTV1140CPXR; RTV900G; RTV900G6; RTV900G9; RTV900R6; RTV900R9; RTV900RSD; RTV900RSDL; RTV900T; RTV900T2; RTV900T5H; RTV900T6; RTV900T9; RTV900W; RTV900W6; RTV900W6SE; RTV900W8SE; RTV900W9; RTV900W9SE; RTVX1100CR; RTVX1100CW; RTVX1120DR; RTVX1120DW; RTVX1140R; RTVX1140W TECH NOTES: 12 Volt, Gear Reduction, 1.4KW, 9 Tooth Drive, Nippondenso Replacement, This Starter Comes With the Breather Tube (Steel) Inserted Into the DE Frame.		
Roller Chain			
Seats, Other Components			
Sheet Metal, Grille			
Tools & Shop Supplies			
Wheels, Hubs, Components			

Replacement **Electrical Components****KUBOTA**

	PART NO.	DESCRIPTION	REFERENCE NO.
	1900-0141	Starter	16235-63010; 16235-63011; 16235-63012
FITS MODELS: BX2200D; BX22D; KH41 Excavator TECH NOTES: 12 Volt, CW Rotation, 13 Teeth			
	1900-0142	Starter	16853-63010; 16853-63013
FITS MODELS: K008-3 Excavator TECH NOTES: 12v, 0.8kw, 8 tooth, clockwise, PMGR Mitsubishi style			
	1900-0144	Starter	19007-63011; 19837-63010; 19837-63011; 19837-63012; 19837-63013
FITS MODELS: D482 Eng; KH007H Excavator; T1600 Mower; Z430K Engine TECH NOTES: 12v, 0.9kw, clockwise DD, Mitsubishi replacement			
	1900-0145	Starter	19215-63010; 19215-63011; 19215-63012; 19215-63013; 25-35465-00
FITS MODELS: D722 Eng; D850 Eng; D950 Eng; ZB600 Eng TECH NOTES: 12v, 1.4kw, 9 tooth, clockwise, OSGR, Denso style, for Carrier-Transcold			
	1900-0146	Starter	1K012-63010; 1K012-63011; 1K012-63012
FITS MODELS: M126GXDTDC; M126XDTC; M126XDTPC; M135GXDTDC; M135GXDTSC; M135XDTC; M135XDTC; M6-131DTC; M6-141DTC; M6-141DTSC; M7-131P; M7-131PB; M7-131PKVT; M7-151P; M7-151PB; M7-151PBKVT; M7-151PKVT; M7-151S; M7-171P; M7-171PB; M7-171PBKVT; M7-171PKVT; M7-171S; M8540HD-NB; M8540HDNB1; M8540HDNBC; M8540HDNBC10; M8540HDNBPC; SSV75 Skid Steer; SSV75C Skid Steer; SSV75P Skid Steer; SSV75PC Skid Steer; SVL75 Compact Track Loader; SVL75-2 Compact Track Loader; SVL75-2C Compact Track Loader; SVL75C Compact Track Loader TECH NOTES: 12v, 3.0kw, 9 tooth, clockwise, PLGR, Mitsubishi style			
	1900-0147	Starter	17123-63013; 17123-63016
FITS MODELS: KX121-3 Excavator; KX121-3S Excavator; KX121-3ST Excavator; KX161-3 Excavator; KX161-3S Excavator; KX161-3ST Excavator; L4740GST; L4740GST3; L4740HST; L4740HST3; L4740HSTC; L4740HSTC3; L48 Indust/Const; L5030GST; L5030HST; L5030HSTC; L5040GST; L5040GST3; L5240HST; L5240HST3; L5240HSTC; L5240HSTC3; L5740HST; L5740HST3; L5740HSTC; L5740HSTC3; M59 Indust/Const; MX4700DT; MX4700F; MX4700H; MX5000DT; MX5000F; MX5000SU; MX5100DT; MX5100F; MX5100H; U45S Excavator; U45ST Excavator TECH NOTES: 12v, 2.0kw, 9 tooth, clockwise, OSGR, Denso style. Can also use 2.2kw version 1G911-63012.			
	1900-0148	Starter	1E321-63011
FITS MODELS: D722 Eng TECH NOTES: 2v, 1.4kw, 9 tooth, clockwise, OSGR, Denso style			

A/C
ComponentsBrake System
ComponentsClutch,
Transmission,
PTOCooling
System
Components

Drivelines

Electrical
ComponentsEngine
Components

Filters







Front Axle
SteeringFuel System
ComponentsGauges,
Instruments,
CablesHitch,
Implement
ComponentsHydraulic,
Power SteeringManuals &
Decals

Muffler

Rear Axle
Differential








Roller Chain

Seats, Other
ComponentsSheet Metal,
GrilleTools & Shop
SuppliesWheels, Hubs,
Components

	PART NO.	DESCRIPTION	REFERENCE NO.
A/C Components		3009-1017	Circulating Tank Heater
Brake System Components			
Clutch, Transmission, PTO	<p>FITS MODELS: B1550D; B1550E; B1550HSTD; B1550HSTE; B1700D; B1700E; B1700HSD; B1700HSE; B1750D; B1750E; B1750HSTD; B1750HSTE; B2100D; B2100E; B2100HSD; B2100HSE; B2150D; B2150E; B2150HSD; B2150HSE; B2400D; B2400E; B4200D; B5100DP; B5100EP; B5200D; B5200E; B6000E; B6100EP; B6200D; B6200E; B6200HSTD; B6200HSTE; B7100DP; B7100HSTD; B7100HSTE; B7200D; B7200E; B7200HSTD; B7200HSTE; B7300HSD; B7500D; B7500DTN; B7500HSD; B8200DP; B8200EP; B8200HSTD; B8200HSTEP; B9200HSTD; B9200HSTEP; L2050DT; L2050F; L2250DT; L2250F; L235; L2350DT; L2350F; L245DT; L245F; L245H; L2500DT; L2500F; L2650DT; L2650DTGST; L2650DTWET; L2650F; L275; L2850DT; L2850DTGST; L2850F; L285P; L285WP; L2900DT; L2900DTGST; L2900F; L2950DT; L2950DTGST; L2950DTWET; L2950F; L295DT; L295F; L3010DT; L3010F; L3010GST; L3010HST; L305DT; L305F; L3250DT; L3300DT; L3350DT; L3400DT; L3410DT; L345; L3450DT; L345DT; L3600DT; L3650DT; L3750; L3750DT; L4150; L4150DT; L4200DT; L4350DT</p> <p>TECH NOTES: 1000 Watts, 120V</p>		
Cooling System Components		1909-7002	Frost Plug Heater
Drivelines			
Electrical Components	<p>70000-73595; 70000-92500</p> <p>FITS MODELS: BX2660D; G1800 Mower; G1800S Mower; G1900 Mower; G1900S Mower; G2000 Mower; G2000S Mower; GF1800 Mower; GF1800E Mower; KH007H Excavator; ZD18 Mower; ZD21 Mower</p> <p>TECH NOTES: 1200 Watt, 120V A/C, 15 AMP, 33mm drive in</p>		
Engine Components		3009-1004	Frost Plug Heater
Filters			
Front Axle Steering	<p>70000-00297; 70000-17551</p> <p>FITS MODELS: B1550D; B1550E; B1550HSTD; B1550HSTE; B1700D; B1700E; B1700HSD; B1700HSE; B1750D; B1750E; B1750HSTD; B1750HSTE; B2100D; B2100E; B2100HSD; B2100HSE; B2150D; B2150E; B2150HSD; B2150HSE; B2400D; B2400E; B2400HSD; B2400HSE; B4200D; B5100DP; B5100EP; B5200D; B5200E; B6000DT; B6000E; B6100DP; B6100EP; B6100HSTD; B6100HSTE; B6200D; B6200E; B6200HSTD; B6200HSTE; B7100DP; B7100HSTD; B7100HSTE; B7200D; B7200E; B7200HSTD; B7200HSTE; B7300HSD; B7500D; B7500DTN; B7500HSD; B8200DP; B8200EP; B8200HSTD; B8200HSTEP; B9200HSTD; B9200HSTEP; L2050DT; L2050F; L2250DT; L2250F; L235; L2350DT; L2350F; L245DT; L245F; L245H; L2500DT; L2500F; L2550DT; L2550DTGST; L2550F; L2550TOW; L2650DT; L2650DTGST; L2650DTWET; L2650F; L275; L285P; L285WP; L2900DT; L2900DTGST; L2900F; L2950DT; L2950DTGST; L2950DTWET; L2950F; L295DT; L295F; L3010F; L3010GST; L3010HST; L305DT; L305F; L3300DT; L3350DT; L3400DT; L3410DT; L345; L3450DT; L345DT; L3600DT; L3650DT; L3750; L3750DT; L4150; L4150DT; L4200DT; L4350DT; M4000; M4030; M4030DT; M4030SU; M4050; M4050DT; M4500; M4500DT; M4700; M4700DT; M4900; M4900DT; M4950; M4950DT; M5030; M5030DT; M5030SU; M5400; M5400DT; M5950; M5950DT; M6030; M6030DT; M6800; M6800DT; M6950; M6950DT; M6950DTS; M6950S; M7030; M7030DT; M7030N; M7030SU; M7030SUDT; M7500; M7500DT; M7950; M7950DT; M8030; M8030DT; M8200; M8200DT; M8580DT; M8950DT; M8950DTS; M9000; M9000DT; M9580DT</p> <p>TECH NOTES: 400 Watt, 120V A/C, 3/4" NPT threaded element plug.</p>		
Fuel System Components		1909-1000	Gasket Kit
Gauges, Instruments, Cables			
Hitch, Implement Components	<p>07916-27326; 07916-27327</p> <p>FITS MODELS: M6800; M6800DT; M6800HD; M6800HDC; M6800S; M6800SC; M6800SDT; M6800SDTC; M8200; M8200C; M8200DT; M8200DTC; M8200DTN; M8200HD; M8200HDC; M8200SDTN; M8200SDTNC; M9000; M9000C; M9000DT; M9000DTC; M9000DTL; M9000DTM; M9000DTMC; M9000HD; M9000HDC</p> <p>TECH NOTES: Upper gasket kit (old type)</p>		
Hydraulic, Power Steering		1909-1001	Gasket Kit
Manuals & Decals			
Muffler	<p>07916-27328</p> <p>FITS MODELS: M6800; M6800DT; M6800HD; M6800HDC; M6800S; M6800SC; M6800SDT; M6800SDTC; M8200; M8200C; M8200DT; M8200DTC; M8200DTN; M8200HD; M8200HDC; M8200SDTN; M8200SDTNC; M9000; M9000C; M9000DT; M9000DTC; M9000DTL; M9000DTM; M9000DTMC; M9000HD; M9000HDC; M9000HDLF</p>		
Rear Axle Differential		1909-1002	Gasket Kit
Roller Chain			
Seats, Other Components	<p>07916-27330; 07916-27335; 07916-27336</p> <p>FITS MODELS: M6800; M6800DT; M6800HD; M6800HDC; M6800S; M6800SC; M6800SDT; M6800SDTC; M8200; M8200C; M8200DT; M8200DTC; M8200DTN; M8200HD; M8200HDC; M8200SDTN; M8200SDTNC; M9000; M9000C; M9000DT; M9000DTC; M9000DTL; M9000DTM; M9000DTMC; M9000HD; M9000HDC; M9000HDLF</p>		
Sheet Metal, Grille	<p>FITS MODELS: M6800; M6800DT; M6800HD; M6800HDC; M6800S; M6800SC; M6800SDT; M6800SDTC; M8200; M8200C; M8200DT; M8200DTC; M8200DTN; M8200HD; M8200HDC; M8200SDTN; M8200SDTNC; M9000; M9000C; M9000DT; M9000DTC; M9000DTL; M9000DTM; M9000DTMC; M9000HD; M9000HDC; M9000HDLF</p> <p>TECH NOTES: Lower gasket kit</p>		
Tools & Shop Supplies			
Wheels, Hubs, Components			

Replacement Engine Components

KUBOTA

PART NO.	DESCRIPTION	REFERENCE NO.
 1909-1003	Gasket Kit	07916-27886
<i>FITS MODELS:</i> BX2200D; BX22D <i>TECH NOTES:</i> Upper gasket kit		
 1909-1004	Gasket Kit	1A107-99350; 1T854-99350
<i>FITS MODELS:</i> MX5100DT; MX5100F; MX5100H <i>TECH NOTES:</i> Upper gasket kit		
 1909-1005	Gasket Kit	1A140-99350; 1G703-99352; 1G703-99353; 1G703-99354; 1G703-99355
<i>FITS MODELS:</i> L2800DT; L2800F; L2800HST <i>TECH NOTES:</i> Upper gasket kit (D1403-M-E2A up to s/n 7Y0484)		
 1909-1006	Gasket Kit	1G032-99350
<i>FITS MODELS:</i> BX2200D; BX23D <i>TECH NOTES:</i> Upper gasket kit (S/N 4P0496 and below)		
 1909-1007	Gasket Kit	1G032-99353
<i>FITS MODELS:</i> BX23D <i>TECH NOTES:</i> Upper gasket kit (S/N 4Q0001 and above)		
 1909-1008	Gasket Kit	1G032-99360; 1G032-99362; 1G032-99363
<i>FITS MODELS:</i> BX2200D; BX23D <i>TECH NOTES:</i> Lower gasket kit		
 1909-1009	Gasket Kit	1G089-99350; 1G089-99352
<i>FITS MODELS:</i> B2910HSD; B3000HSDC; B3000HSDCC; B3030HSD; B3030HSDC; B3030HSDCC; B3200HSD; B3200HSDWO; B3300SUHSD; B7800HSD; F3680 Mower <i>TECH NOTES:</i> Upper gasket kit		

A/C
ComponentsBrake System
ComponentsClutch,
Transmission,
PTOCooling
System
Components

Drivelines

Electrical
ComponentsEngine
Components

Filters



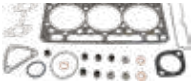





Front Axle
SteeringFuel System
ComponentsGauges,
Instruments,
CablesHitch,
Implement
ComponentsHydraulic,
Power SteeringManuals &
Decals

Muffler

Rear Axle
Differential








Roller Chain

Seats, Other
ComponentsSheet Metal,
GrilleTools & Shop
SuppliesWheels, Hubs,
Components

	PART NO.	DESCRIPTION	REFERENCE NO.
A/C Components		1909-1010 Gasket Kit	1G089-99362; 1G089-99363; 1G089-99364; 1G089-99365
Brake System Components	FITS MODELS: B3000HSDC; B3000HSDCC; B3030HSD; B3030HSDC; B3030HSDCC; B3200HSD; B3200HSDWO; B3300SUHSD; B3350HSD; B3350HSDC; B3350SUHSD; B7800HSD		
Clutch, Transmission, PTO	TECH NOTES: Lower gasket kit (s/n 6L0001 and above and s/n 8J0001 and above)		
Cooling System Components		1909-1011 Gasket Kit	1G420-99362; 1G420-99363; 1G420-99364
Drivelines	FITS MODELS: L3240DT3; L3240F3; L3240GST3; L3240HST3; L3240HSTC3; L3540GST3; L3540HST3; L3540HSTC3		
Electrical Components	TECH NOTES: Lower gasket kit		
Engine Components		1909-1012 Gasket Kit	1G470-99350
Filters	FITS MODELS: BX2230D		
Front Axle Steering	TECH NOTES: Upper gasket kit (s/n 5V3977 and below)		
Fuel System Components		1909-1013 Gasket Kit	1G470-99363
Gauges, Instruments, Cables	FITS MODELS: BX2230D		
Hitch, Implement Components	TECH NOTES: Lower Gasket Set (SN >=5N0653)		
Hydraulic, Power Steering		1909-1014 Gasket Kit	1G435-99362; 1G470-99364; 1G470-99365
Manuals & Decals	FITS MODELS: BX1850D; BX2230D; BX2350D; BX24D		
Muffler	TECH NOTES: Lower gasket kit (Prior to s/n 7U0001)		
Rear Axle Differential		1909-1015 Gasket Kit	1G470-99366
Roller Chain	FITS MODELS: BX1850D; BX1860; BX1870; BX1870-1; BX1880; BX2350D; BX2360; BX2370; BX2370-1; BX2380; BX23S; BX24D; BX25; BX25DLB; BX25DLB-1		
Seats, Other Components	TECH NOTES: Lower gasket kit (BX1850D, BX2350D & BX24D s/n 7U0001 and above)		
Sheet Metal, Grille		1909-1016 Gasket Kit	1G703-99362; 1G703-99363; 1G703-99364
Tools & Shop Supplies	FITS MODELS: L2800DT; L2800F; L2800HST; L3400DT; L3400F; L3400HST		
Wheels, Hubs, Components	TECH NOTES: Lower gasket kit		
		1909-1017 Gasket Kit	1G726-99350; 1G726-99352
	FITS MODELS: L3130DT; L3130F; L3130GST; L3130HST		
	TECH NOTES: Upper gasket kit		

Replacement Engine Components

KUBOTA

	PART NO.	DESCRIPTION	REFERENCE NO.
	1909-1018	Gasket Kit	1G726-99360; 1G726-99363; 1G726-99364; 1G726-99365; 1G842-99363
<p>FITS MODELS: L3130DT; L3130F; L3130GST; L3130HST; L3240DT; L3240F; L3240GST; L3240HST; L3240HSTC; L3430DT; L3430GST; L3430HST; L3430HSTC; L3540GST; L3540HST; L3540HSTC; L3830DT; L3830F; L3830GST; L3830HST; L39 Indust/Const</p> <p>TECH NOTES: Lower gasket kit</p>			
	1909-1019	Gasket Kit	1G755-9350; 1G755-99352; 1G755-99353
<p>FITS MODELS: L3240DT; L3240DT3; L3240F; L3240F3; L3240GST; L3240GST3; L3240HST; L3240HST3; L3240HSTC; L3240HSTC3; L3430DT; L3430GST; L3430HST; L3430HSTC; L3540GST; L3540GST3; L3540HST; L3540HST3; L3540HSTC; L3540HSTC3; L3830DT; L3830F; L3830GST; L3830HST; L39 Indust/Const</p> <p>TECH NOTES: Upper gasket kit</p>			
	1909-1020	Gasket Kit	1G772-99350; 1G772-99352
<p>FITS MODELS: M5040DT; M5040DTC; M5040F; M5040FC; M5040HD; M5040HDC; M6040DT; M6040DTC; M6040F; M6040FC; M6040HD; M6040HDC; M6040HDNB; M7040DT; M7040DTC; M7040F; M7040FC; M7040HD; M7040HDC; M7040HDCLTD; M7040HDNB; M7040SU; M7040SUD</p> <p>TECH NOTES: Upper gasket kit (old, prior to s/n 8U0001)</p>			
	1909-1021	Gasket Kit	1G772-99360; 1G772-99362; 1G772-99364
<p>FITS MODELS: M5040DT; M5040DTC; M5040F; M5040FC; M5040HD; M5040HDC; M6040DT; M6040DTC; M6040F; M6040FC; M6040HD; M6040HDC; M6040HDNB; M7040DT; M7040DTC; M7040F; M7040FC; M7040HD; M7040HDC; M7040HDCLTD; M7040HDNB; M7040SU; M7040SUD</p> <p>TECH NOTES: Lower gasket kit (old, prior to s/n 8U0001)</p>			
	1909-1022	Gasket Kit	1G777-99353
<p>FITS MODELS: M6040DT1; M6040DTC1; M6040F1; M6040FC1; M6040HD1; M6040HDC1; M6040HDNB1; M7040DT1; M7040DTC1; M7040F1; M7040FC1; M7040HD1; M7040HDC1; M7040HDNB1; M7040SUH; M7040SUHD; SVL75 Compact Track Loader; SVL75C Compact Track Loader</p> <p>TECH NOTES: Upper gasket kit (New, Interim Tier IV, s/n 8U0001 and above)</p>			
	1909-1023	Gasket Kit	1G777-99360; 1G777-99362; 1G777-99363; 1G777-99364
<p>FITS MODELS: KX080-3T Excavator; M5040DT1; M5040DTC1; M5040F1; M5040FC1; M5040HD1; M5040HDC1; M6040DT1; M6040DTC1; M6040F1; M6040FC1; M6040HD1; M6040HDC1; M6040HDNB1; M7040DT1; M7040DTC1; M7040F1; M7040FC1; M7040HD1; M7040HDC1; M7040HDNB1; M7040SUH; M7040SUHD; SVL75 Compact Track Loader; SVL75C Compact Track Loader</p> <p>TECH NOTES: Lower gasket kit (New, Interim Tier IV, s/n 8U0001 and above)</p>			
	1909-1024	Gasket Kit	1G822-99353; 1G822-99354
<p>FITS MODELS: BX2230D; BX2350D; BX2360; BX2370; BX2370-1; BX2380; BX23S; BX24D; BX25; BX25DLB; BX25DLB-1; KX41-3 Excavator; U17 Excavator; ZD1021 Mower; ZD323 Mower</p> <p>TECH NOTES: Lower gasket kit (New, Interim Tier IV, s/n 8U0001 and above)</p>			

A/C
ComponentsBrake System
ComponentsClutch,
Transmission,
PTOCooling
System
Components

Drivelines

Electrical
ComponentsEngine
Components

Filters







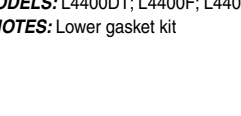


Front Axle
SteeringFuel System
ComponentsGauges,
Instruments,
CablesHitch,
Implement
ComponentsHydraulic,
Power SteeringManuals &
Decals

Muffler

Rear Axle
Differential

Roller Chain


Seats, Other
ComponentsSheet Metal,
GrilleTools & Shop
SuppliesWheels, Hubs,
Components

	PART NO.	DESCRIPTION	REFERENCE NO.
A/C Components		1909-1025 Gasket Kit	1G856-99350; 1G856-99352; 1G856-99353
Brake System Components			
Clutch, Transmission, PTO		1909-1026 Gasket Kit	1G928-99362; 1G928-99363; 1G928-99364
Cooling System Components			
Drivelines		1909-1027 Gasket Kit	1J574-99353; 1J574-99356
Electrical Components			
Engine Components		1909-1028 Gasket Kit	1J574-99352; 1J574-99356; 1J574-99363
Filters			
Front Axle Steering		1909-1029 Gasket Kit	1J846-99350
Fuel System Components			
Gauges, Instruments, Cables		1909-1030 Gasket Kit	1J846-99362; 1J846-99363; 1J846-99364
Hitch, Implement Components			
Hydraulic, Power Steering		1909-1025 Gasket Kit	1G856-99350; 1G856-99352; 1G856-99353
Manuals & Decals			
Muffler		1909-1026 Gasket Kit	1G928-99362; 1G928-99363; 1G928-99364
Rear Axle Differential			
Roller Chain		1909-1027 Gasket Kit	1J574-99353; 1J574-99356
Seats, Other Components			
Sheet Metal, Grille		1909-1028 Gasket Kit	1J574-99352; 1J574-99356; 1J574-99363
Tools & Shop Supplies			
Wheels, Hubs, Components		1909-1029 Gasket Kit	1J846-99350

	PART NO.	DESCRIPTION	REFERENCE NO.
A/C Components		AF2300 Air Filter	59700-26112; 59700-26116
Brake System Components	FITS MODELS: M100GXDTCC; M100XDTCC; M105SC; M105SDS; M105SDSF; M105SDSL; M105SDTC; M105SH; M105SHD; M105XDTC; M108SDS2; M108SDSC; M108SDSC2; M108SDSF; M108SDSL; M108SDSL2; M108SDSL2S; M108SH; M108SHC; M108SHD; M108SHDC; M108SHDC2; M108SSDS; M108XDTC; M110GXDTCC; M110XDTCC; M4N-071HD12; M4N-071HDC12; M4N-071HDC12; M5-091HD; M5-091HD12; M5-091HDC; M5-091HDC12; M5-091HFC; M5-111HD; M5-111HD12; M5-111HDC; M5-111HDC24; M5-111HFC; M5-111HF; M5-111HF; M5-111HF; M5-111HF; M5N-091HD12; M5N-091HD24; M5N-091HDC12; M5N-091HDC12PC; M5N-091HDC24; M5N-091HDC12; M5N-091HDC24; M5N-111HD12; M5N-111HD24; M5N-111HDC12; M5N-111HDC24; M5N-111HDC12; M5N-111HDC24; M6-101DTC; M6-111DTC; M8200; M8200C; M8200DT; M8200DTC; M8200DTN; M8200HD; M8200HDC; M8200SDTN; M8200SDTNC; M8540DT; M8540DT1; M8540DTC; M8540DTC1; M8540F; M8540F1; M8540FC; M8540FC1; M8540H; M8540HD; M8540HD1; M8540HD12; M8540HD121; M8540HDC; M8540HDC12; M8540HDC121; M8540HDNB; M8540HDNB1; M8540HDNBC; M8540HDNBC10; M8540HDNBPC; M8560HD; M8560HD12; M8560HDC; M8560HDC12; M8560HFC; M9000; M9000C; M9000DT; M9000DTC; M9000DTL; M9000DTM; M9000DTMC; M9000HD; M9000HDC; M9000HDLF; M9540DT; M9540DT1; M9540DTC; M9540DTC1; M9540F; M9540F1; M9540FC; M9540FC1; M9540HD; M9540HD1; M9540HD12; M9540HD121; M9540HDC; M9540HDC1; M9540HDC12; M9540HDC121; M9540HDC241; M9540HDCLTD; M9540HDL; M9540HDL1; M9540HDL1S; M9540HFL; M9540HFL1; M9540HFL1S; M95SDS; M95SDTC; M95SH; M95XDTC; M96SDS; M96SDSC; M96SH; M96SHDM; M9960HD; M9960HD12; M9960HDC; M9960HDC12; M9960HDC24; M9960HDL; M9960HDLN; M9960HF; M9960HFC; SVL90 Compact Track Loader; SVL90-2; SVL90-2C Compact Track Loader; SVL90C Compact Track Loader; SVL95-2S; SVL95-2SC Compact Track Loader		
Drivelines		AF2310 Air Filter	55231-26150
Electrical Components	FITS MODELS: M100GXDTCC; M100XDTCC; M105SC; M105SDS; M105SDSF; M105SDSL; M105SDTC; M105SH; M105SHD; M105XDTC; M108SDS2; M108SDSC; M108SDSC2; M108SDSF; M108SDSL; M108SDSL2; M108SDSL2S; M108SH; M108SHC; M108SHD; M108SHDC; M108SHDC2; M108SSDS; M108XDTC; M110GXDTCC; M110XDTCC; M4N-071HD12; M4N-071HDC12; M4N-071HDC12; M5-091HD; M5-091HD12; M5-091HDC; M5-091HDC12; M5-091HFC; M5-111HD; M5-111HD12; M5-111HDC; M5-111HDC24; M5-111HFC; M5-111HF; M5-111HF; M5-111HF; M5N-091HD12; M5N-091HD24; M5N-091HDC12; M5N-091HDC12PC; M5N-091HDC24; M5N-091HDC12; M5N-091HDC24; M5N-111HD12; M5N-111HD24; M5N-111HDC12; M5N-111HDC24; M5N-111HDC12; M5N-111HDC24; M6-101DTC; M6-111DTC; M8200; M8200C; M8200DT; M8200DTC; M8200DTN; M8200HD; M8200HDC; M8200SDTN; M8200SDTNC; M8540DT; M8540DT1; M8540DTC; M8540DTC1; M8540F; M8540F1; M8540FC; M8540FC1; M8540H; M8540HD; M8540HD1; M8540HD12; M8540HD121; M8540HDC; M8540HDC12; M8540HDC121; M8540HDNB; M8540HDNB1; M8540HDNBC; M8540HDNBC10; M8540HDNBPC; M8560HD; M8560HD12; M8560HDC; M8560HDC12; M8560HFC; M9000; M9000C; M9000DT; M9000DTC; M9000DTL; M9000DTM; M9000DTMC; M9000HD; M9000HDC; M9000HDLF; M9540DT; M9540DT1; M9540DTC; M9540DTC1; M9540F; M9540F1; M9540FC; M9540FC1; M9540HD; M9540HD1; M9540HD12; M9540HD121; M9540HDC; M9540HDC1; M9540HDC12; M9540HDC121; M9540HDC241; M9540HDCLTD; M9540HDL; M9540HDL1; M9540HDL1S; M9540HFL; M9540HFL1; M9540HFL1S; M95SDS; M95SDTC; M95SH; M95XDTC; M96SDS; M96SDSC; M96SH; M96SHDM; M9960HD; M9960HD12; M9960HDC; M9960HDC12; M9960HDC24; M9960HDL; M9960HDLN; M9960HF; M9960HFC; SVL90 Compact Track Loader; SVL90-2; SVL90-2C Compact Track Loader; SVL90C Compact Track Loader; SVL95-2S; SVL95-2SC Compact Track Loader		
Engine Components	TECH NOTES: Dimensions: ID: 2.84" / 72mm, Height: 13.56" / 344.5mm, OD Top: 3.64" / 92.5mm, OD Bottom: 3.41" / 86.5mm		
Filters		AF2340 Air Filter	3A111-19130; 3F264-11230
Front Axle Steering	FITS MODELS: KX080-3 Excavator; KX080-3T Excavator; KX080-4 Excavator; L4740GST; L4740HST; L4740HSTC; L5040GST; L5240HST; L5240HSTC; L5740HST; L5740HSTC; M5040DT; M5040DT1; M5040DTC; M5040DTC1; M5040F; M5040F1; M5040FC; M5040FC1; M5040HD; M5040HD1; M5040HDC; M5040HDC1; M59 Indust/Const; M6040DT; M6040DT1; M6040DTC; M6040DTC1; M6040F; M6040F1; M6040FC; M6040FC1; M6040HD; M6040HD1; M6040HDC; M6040HDC1; M6040HDNB; M6040HDNB1; M6060HD; M6060HDC; M6060HFC; M6800; M6800DT; M6800HD; M6800HDC; M6800S; M6800SC; M6800SDT; M6800SDTC; M7040DT; M7040DT1; M7040DTC; M7040DTC1; M7040F; M7040F1; M7040FC; M7040FC1; M7040HD; M7040HD1; M7040HDC; M7040HDC1; M7040HDCLTD; M7040HDNB; M7040HDNB1; M7040HDNBC; M7040SU; M7040SUD; M7040SUH; M7040SUHD; M7060HD; M7060HD12; M7060HDC; M7060HDC12; M7060HFC; SQ3350-USA-SW Generator; SSV65 Skid Steer; SSV65C Skid Steer; SSV65PC Skid Steer; SSV75 Skid Steer; SSV75C Skid Steer; SSV75PC Skid Steer; SVL75 Compact Track Loader; SVL75-2 Compact Track Loader; SVL75-2C Compact Track Loader; SVL75C Compact Track Loader		
Fuel System Components	TECH NOTES: Dimensions: ID: 2.56" / 65mm, Length: 12.48" / 317mm, OD Top: 3.19" / 81mm, OD Bottom: 2.99" / 76mm.		
Gauges, Instruments, Cables		AF2360 Air Filter	R1401-42270; R1401-42280; TC630-93230
Hitch, Implement Components	FITS MODELS: KX057-4 Excavator; KX121-3 Excavator; KX121-3S Excavator; KX121-3ST Excavator; KX161-3 Excavator; KX161-3S Excavator; KX161-3ST Excavator; L4701DT; L4701F; L4701H; L48 Indust/Const; L5030GST; L5030HST; L5030HSTC; M4700; M4700DT; M4800SUDF; M4800SUF; M4900; M4900C; M4900DT; M4900DTC; M4900SU; M4900SUDT; M5400; M5400DT; M5400DTN; M5640SU; M5640SUD; M5640SUD1; M5700; M5700C; M5700DT; M5700DTC; M5700DTN; M5700HD; M5700HDC; MX4700DT; MX4700F; MX4700H; MX4800DT; MX4800F; MX4800H; MX5000DT; MX5000F; MX5000SU; MX5100DT; MX5100F; MX5100H; MX5200DT; MX5200F; MX5200H; MX5800H; R420 Loader; R520 Loader; R520S Loader; U45S Excavator; U45ST Excavator; U55-4 Excavator		
Hydraulic, Power Steering	TECH NOTES: Features: Flame Retardant Media		
Manuals & Decals		AF2513 Air Filter	15000-37110; 15612-11180; 17381-11180; 68335-43620
Muffler	FITS MODELS: KX121-2 Excavator; KX161-2 Excavator; L2850DT; L2850F; L3250DT; L3250F; L3350DT; L3750DT; L4150DT; L4150DTN; L5450DT; M4500; M4500DT; R400 Loader; R410 Loader; R420 Loader; R510 Loader; R520 Loader		
Rear Axle Differential	TECH NOTES: Air filter for diesel and gas applications.		
Roller Chain			
Seats, Other Components			
Sheet Metal, Grille			
Tools & Shop Supplies			
Wheels, Hubs, Components			

Replacement Filters

KUBOTA

	PART NO.	DESCRIPTION	REFERENCE NO.
	AF2837	Air Filter	15287-11490
<p>FITS MODELS: L2250DT; L2250F; L2550DT; L2550F; L2650DT; L2650DTGST; L2650DTWET; L2650F; L2950DT; L2950DTGST; L2950DTWET; L2950F; L295DT; L295F; L305DT; L305F; L345; L3450DT; L3450DTGST; L3450DTWET; L3450F; L345DT; L3650DT; L3650DTGST; L3650DTWET; L3650F</p> <p>TECH NOTES: This filter is currently available in Baldwin brand.</p>			
	AF3026	Air Filter	13382-11080; 13382-11082; 15852-11080; 15852-11081; 15852-11082; 15852-11220; 16853-11220
<p>FITS MODELS: B1550D; B1550E; B1550HSTD; B1550HSTE; B1750D; B1750E; B1750HSTD; B1750HSTE; B20 Indust/Const; F2100 Mower; F2400 Mower; FZ2100 Mower; FZ2400 Mower; G1700 Mower; G1800 Mower; G1800S Mower; G1900 Mower; G1900HST Mower; G1900S Mower; G2000 Mower; G2000S Mower; G3200 Mower; G4200 Mower; G4200H Mower; G5200H Mower; G6200H Mower; GF1800 Mower; GF1800E Mower; GL4500S Generator; GL5500S Generator; GL6500S Generator; KX41H Excavator; T1400H Mower; T1600 Mower; T1600H Mower</p> <p>TECH NOTES: This filter is currently available in Baldwin brand.</p>			
	AF3309	Air Filter	6C040-94240
<p>FITS MODELS: B1700D; B1700E; B1700HSD; B1700HSE; B2100D; B2100E; B2100HSD; B2100HSE; B2400D; B2400E; B2400HSD; B2400HSE; D1105 Eng; KX36 Excavator; KX41-2 Excavator; KX61-2 Excavator; KX61-3 Excavator; KX91-2 Excavator; U20 Excavator</p>			
	AF3317	Air Filter	3F750-11220; 59800-26110
<p>FITS MODELS: KX080-3 Excavator; KX080-3T Excavator; KX080-4 Excavator; L4740GST; L4740HST; L4740HSTC; L5040GST; L5240HST; L5240HSTC; L5740HST; L5740HSTC; M5040DT; M5040DT1; M5040DTC; M5040DTC1; M5040F; M5040F1; M5040FC; M5040FC1; M5040HD; M5040HD1; M5040HDC; M5040HDC1; M59 Indust/Const; M6040DT; M6040DT1; M6040DTC; M6040DTC1; M6040F; M6040F1; M6040FC; M6040FC1; M6040HD; M6040HD1; M6040HDC; M6040HDC1; M6040HDNB; M6040HDNB1; M6060HD; M6060HDC; M6060HFC; M6800; M6800DT; M6800HD; M6800HDC; M6800S; M6800SC; M6800SDT; M6800SDTC; M7040DT; M7040DT1; M7040DTC; M7040DTC1; M7040F; M7040F1; M7040FC; M7040FC1; M7040HD; M7040HD1; M7040HDC; M7040HDC1; M7040HDCLTD; M7040HDNB; M7040HDNB1; M7040HDNBC; M7040SU; M7040SUD; M7040SUH; M7040SUHD; M7060HD; M7060HD12; M7060HDC; M7060HDC12; M7060HFC; SQ3350-USA-SW Generator; SSV65 Skid Steer; SSV65C Skid Steer; SSV65PC Skid Steer; SSV75 Skid Steer; SSV75C Skid Steer; SSV75PC Skid Steer; SVL75 Compact Track Loader; SVL75-2 Compact Track Loader; SVL75-2C Compact Track Loader; SVL75C Compact Track Loader</p>			
	AF3322	Air Filter	1G659-11222; 6A10082630; 6A10082632; K1211-82320; K2581-82310
<p>FITS MODELS: BX1500D; BX1800D; BX1830D; BX1850D; BX1860; BX1870; BX1870-1; BX1880; BX2200D; BX2230D; BX22D; BX2350D; BX2360; BX2370; BX2370-1; BX2380; BX23D; BX23S; BX24D; BX25; BX25DLB; BX25DLB-1; BX2660D; BX2670; BX2670-1; G2160 Mower; G2460G Mower; GR2100 Mower; GR2110 Mower; GR2120 Mower; GR2120B Mower; RTV500AH; RTV500RAH; RTV900G; RTV900G6; RTV900G9; RTV900R6; RTV900R9; RTV900RSD; RTV900RSDL; RTV900T; RTV900T6; RTV900W; RTV900W6; RTV900W6SE; RTV900W8SE; RTV900W9; RTV900W9SE; RTV900XTG; RTV900XTR; RTV900XTS; RTV900XTT; RTV900XTW; TG1860 Mower; ZD1011 Mower; ZD1021 Mower; ZD18 Mower; ZD18F Mower; ZD21 Mower; ZD21F Mower; ZD221 Mower; ZD25F Mower; ZD28 Mower; ZD28F Mower; ZD321 Mower; ZD321N Mower</p> <p>TECH NOTES: Air filter for diesel and gas applications.</p>			
	AF3400	Air Filter	T0070-16320; T0070-16323
<p>FITS MODELS: F3060 Mower; L2500DT; L2500F; L2600DT; L2600F; L2900DT; L2900DTGST; L2900F; L3000DT; L3000F; L3300DT; L3300DTGST; L3300F; L35 Indust/Const; L3600DT; L3600DTGST; L4200DT; L4200DTGST; L4200F; L4200FGST; L8419</p>			
	AF3710	Air Filter	32721-58240; 32721-58242
<p>FITS MODELS: B21 Indust/Const; B2301HSD; B2320DT; B2320DTN-1; B2320DTWO; B2320HSD; B2320HSDN; B2410HSD; B2410HSDB; B2410HSE; B26 Indust/Const; B2601HSD; B2620HSD; B2630HSD; B2650HSD; B2650HSDC; B2710HSD; B2910HSD; B2920HSD; B3000HSDC; B3000HSDCC; B3030HSD; B3030HSDC; B3030HSDCC; B7400HSD; B7410D; B7500D; B7500DTN; B7500HSD; B7510D; B7510DN; B7510HSD; B7510HSDTR; B7610HSD; B7800HSD; F2680E Mower; F2690 Mower; F2690E Mower; F2880EF Mower; F2880F Mower; F3080 Mower; K008 Excavator; K008-3 Excavator; KX41-3 Excavator; RTV500-A; RTV500-H; RTV500R-A; RTV500R-H; U15 Excavator; U17 Excavator; U25S Excavator; ZG222 Mower; ZG222A Mower; ZG222S Mower; ZG222SA Mower; ZG227 Mower; ZG227A Mower; ZG227L Mower; ZG227LA Mower</p> <p>TECH NOTES: This filter is currently available in Baldwin brand.</p>			

A/C Components

Brake System Components

Clutch, Transmission, PTO

Cooling System Components

Drivelines

Electrical Components

Engine Components

Filters

Front Axle Steering

Fuel System Components

Gauges, Instruments, Cables

Hitch, Implement Components

Hydraulic, Power Steering

Manuals & Decals

Muffler

Rear Axle Differential








Roller Chain

Seats, Other Components

Sheet Metal, Grille






Tools & Shop Supplies

Wheels, Hubs, Components

	PART NO.	DESCRIPTION	REFERENCE NO.
A/C Components	 AF3729	Air Filter	15287-11220; 15287-87480; 15401-11220; 15521-11080; 67980-82630
Brake System Components	FITS MODELS: B1700D; B1700E; B1700HSD; B1700HSE; B2100D; B2100HSD; B2400D; B2400HSD; B2400HSE; F2260 Mower; F2560 Mower; F2560E Mower; GL6500S Generator; L275; L295DT; L295F; L3650F		
Clutch, Transmission, PTO	TECH NOTES: This filter is currently available in Baldwin brand.		
Cooling System Components	 AF4400	Air Filter	15287-11080; 15401-11080; 17325-11080; 70000-11081
Drivelines	FITS MODELS: GV1125Q60KTC Generator; GV3190Q60 Generator; GV3250Q60SW Generator; KH101 Excavator; KH60 Excavator; KH66 Excavator; KH91 Excavator; KX91-2 Excavator; L2250DT; L2250F; L2550DT; L2550DTGST; L2550F; L2550TOW; L2650DT; L2650DTGST; L2650DTWET; L2650F; L285P; L285WP; L2950DT; L2950DTGST; L2950DTWET; L2950F; L295DT; L295F; L305DT; L305F; L345; L3450DT; L3450DTGST; L3450DTWET; L3450F; L345DT; L355SS; L3650DT; L3650DTGST; L3650DTWET; L3650F; M4000		
Electrical Components	TECH NOTES: Air filter for diesel and gas applications.		
Engine Components	 AF4420	Air Filter	15606-11081; 15763-11081; 19433-11080; 19433-11081; 70000-11080; 70000-14555; 70000-14655
Filters	FITS MODELS: KH-170L; KH-28L; KH-90H; KH101 Excavator; KH120; KH130; KH151 Excavator; KH170 Excavator; KH18 Excavator; KH191 Excavator; KH20; KH28 Excavator; KH60 Excavator; KH70; KH90 Excavator; KX121; KX121-2 Excavator; KX121-2S; KX161; KX161-2 Excavator; KX161-2S; L2850DT; L2850DTGST; L2850F; L3250DT; L3250F; L3350DT; L3750; L3750DT; L3750F; L4150; L4150DT; L4150DTN; L4150F; L5450DT; M4050; M4050DT; M4500; M4500DT; R400 Loader; R400B Loader; R410 Loader; R410B Loader; R420 Loader; R420BH; R510 Loader; R510B Loader; R520 Loader; R520BH		
Front Axle Steering	TECH NOTES: Air filter for diesel and gas applications. Use with PA2489.		
Fuel System Components	 AF4590	Air Filter	15221-11220; 15222-11220; 15222-11224; 15227-11220; 15321-11220; 15328-11220; 15501-11080; 15501-11220; 15562-11080; 19215-11220; 67800-58300; 70000-11221; 70000-14657; 76611-58420; IH-1286583-C1; KB-70000-11221; KH-15222-11220; WD-900-7503; WD-C38274
Gauges, Instruments, Cables	FITS MODELS: B4200D; B5100DP; B5100EP; B5200D; B5200E; B6100DP; B6100EP; B6100HSTD; B6100HSTE; B6200D; B6200E; B6200HSTD; B6200HSTE; B7100DP; B7100HSTD; B7100HSTE; B7200D; B7200E; B7200HSTD; B7200HSTE; B8200DP; B8200EP; B8200HSTD; B8200HSTE; D1005 Eng; D1101 Eng; D1102 Eng; D1301 Eng; D1302 Eng; D1402 Eng; D600 Eng; D650 Eng; D722 Eng; D850 Eng; D905 Eng; D950 Eng; F2000 Mower; F2100 Mower; F2100E Mower; F2400 Mower; KH31 Excavator; KH35 Excavator; KH36 Excavator; KH41 Excavator; KH51 Excavator; KH61 Excavator; L175; L185DT; L185F; L2050DT; L2050F; L225; L225DT; L225FA; L235; L2350DT; L2350F; L245DT; L245F; L245H; L260P; V1100B Engine; V800B Engine; Z400B Engine; Z482E Engine; Z500 Engine; ZB600 Eng		
Hitch, Implement Components	TECH NOTES: Dimensions: ID Top: 13/32 (10.3), ID Bottom: 1-27/32 (46.8), OD: 3-1/4 (82.6), Fins 4-1/4 (108.0), Length: 7-1/4 (184.2). Air filter for diesel and gas applications.		
Hydraulic, Power Steering	 AF5037	Air Filter	K3181-82240
Manuals & Decals	FITS MODELS: ZD1211 Mower; ZD1211L Mower; ZD1211R Mower; ZD1211RL Mower; ZD1511LF Mower; ZD1511RL Mower; ZD1511RLF Mower; ZD323 Mower; ZD326HL Mower; ZD326P Mower; ZD326RP Mower; ZD326S Mower; ZD331LP Mower; ZD331P Mower; ZD331RP Mower		
Muffler	 AF5041	Air Filter	K3181-82250
Rear Axle Differential	FITS MODELS: ZD1211 Mower; ZD1211L Mower; ZD1211R Mower; ZD1211RL Mower; ZD1511LF Mower; ZD1511RL Mower; ZD1511RLF Mower; ZD323 Mower; ZD326HL Mower; ZD326P Mower; ZD326RP Mower; ZD326S Mower; ZD331LP Mower; ZD331P Mower; ZD331RP Mower		
Roller Chain	 AF5108	Air Filter	T0270-16320; T1270-16320; TC020-16320
Seats, Other Components	FITS MODELS: D1005 Eng; D722 Eng; D905 Eng; F3060 Mower; F3680 Mower; KX033-4 Excavator; KX71-3 Excavator; KX71-3S Excavator; KX91-3 Excavator; KX91-3S Excavator; KX91-3S2; RTV1140CPX; RTV1140CPXR; U35 Excavator; U35-4 Excavator; U35-S2 Excavator; U35S Excavator; ZG327P; ZG327PA Mower; ZG327RP; ZG327RPA Mower; ZG332LP Mower; ZG332P Mower; ZP330LP Mower; ZP330P Mower		
Sheet Metal, Grille	TECH NOTES: This filter is currently available in Baldwin brand.		
Tools & Shop Supplies			
Wheels, Hubs, Components			

Replacement Filters

KUBOTA

PART NO.	DESCRIPTION	REFERENCE NO.
AF7058	Air Filter	TD270-93220
		
FITS MODELS: L4060DT; L4060GST; L4060HST; L4060HSTC; L47 Indust/Const; L4740GST3; L4740HST3; L4740HSTC3; L4760GST; L4760HST; L4760HSTC; L5040GST3; L5060GST; L5240HST3; L5240HSTC3; L5460HST; L5460HSTC; L5740HST3; L5740HSTC3; L6060HST; L6060HSTC; M62 Indust/Const TECH NOTES: Inner air filter, OD: 2.65" (67.2mm), ID: 2.047" (52mm), L: 11.99" (304.5mm)		
AF8650	Air Filter	3F750-11220; 59800-26110
		
FITS MODELS: KX080-3 Excavator; KX080-3T Excavator; KX080-4 Excavator; L4740GST; L4740HST; L4740HSTC; L5040GST; L5060GST; L5240HST; L5240HSTC; L5740HST; L5740HSTC; M5040DT; M5040DT1; M5040DTC; M5040DTC1; M5040F; M5040F1; M5040FC; M5040FC1; M5040HD; M5040HD1; M5040HDC; M5040HDC1; M59 Indust/Const; M6040DT; M6040DT1; M6040DTC; M6040DTC1; M6040F; M6040F1; M6040FC; M6040FC1; M6040HD; M6040HD1; M6040HDC; M6040HDC1; M6040HDCNB; M6040HDCNB1; M6060HD; M6060HDC; M6060HFC; M6800; M6800DT; M6800HD; M6800HDC; M6800S; M6800SC; M6800SDT; M6800SDTC; M7040DT; M7040DT1; M7040DTC1; M7040F; M7040F1; M7040FC; M7040FC1; M7040HD; M7040HD1; M7040HDC; M7040HDC1; M7040HDC1TD; M7040HDCNB; M7040HDCNB1; M7040HDCNB; M7040SU; M7040SUD; M7040SUH; M7040SUHD; M7060HDC; M7060HDC12; M7060HFC; SQ3350-USA-SW Generator; SSV65 Skid Steer; SSV65C Skid Steer; SSV65PC Skid Steer; SSV75 Skid Steer; SSV75PC Skid Steer; SVL75 Compact Track Loader; SVL75-2C Compact Track Loader TECH NOTES: Features: Flame Retardant Media		
AF8660	Air Filter	11013-7019; K7561-82820; R1411-42280; TA040-93220
		
FITS MODELS: L2800DT; L2800F; L2800HST; L2900DT; L2900DTGST; L2900F; L3010DT; L3010F; L3010GST; L3010HST; L3130DT; L3130F; L3130GST; L3130HST; L3200DT; L3200F; L3200H; L3240DT; L3240DT3; L3240F; L3240F3; L3240GST; L3240GST3; L3240HST; L3240HST3; L3240HSTC; L3240HSTC3; L3300DT; L3300DTGST; L3300F; L3400DT; L3400F; L3400HST; L3410DT; L3410GST; L3410HST; L3430DT; L3430GST; L3430HST; L3430HSTC; L3540GST; L3540HST; L3540HST3; L3540HSTC; L3560DT; L3560GST; L3560HST; L3560HSTC; L3600DT; L3600DTC; L3600DTGST; L3600DTGSTC; L3700SU; L3710DT; L3710DTGST; L3710DTHST; L3710DTHSTC; L3800DT; L3800F; L3800H; L3830DT; L3830F; L3830GST; L3830HST; L39 Indust/Const; L3940DT; L3940DT3; L3940GST; L3940GST3; L3940HST; L3940HST3; L3940HSTC; L3940HSTC3; L4200DT; L4200DTC; L4200DTGST; L4200DTGSTC; L4200F; L4200FC; L4200FGST; L4240DT; L4240DT3; L4240GST; L4240GST3; L4240HST; L4240HST3; L4240HSTC; L4240HSTC3; L4300DT; L4300F; L4310DT; L4310DTGST; L4310DTGSTC; L4310DTHST; L4310DTHSTC; L4310F; L4330DT; L4330GST; L4330HST; L4330HSTC; L4400DT; L4400F; L4400H; L45 Indust/Const; L4600DT; L4600F; L4600H; L4610DTGST; L4610DTHST; L4610DTHSTC; L4630DT; L4630GST; L4630GSTC; L4630HST; L8419; L8439; R420S Loader; RTV1100CR; RTV1100CR9; RTV1100CRX; RTV1100CW; RTV1100CW9; RTV1100CWX; RTV900G; RTV900G6; RTV900G9; RTV900R6; RTV900R9; RTV900RSD; RTV900RSD1; RTV900T; RTV900T2; RTV900T5H; RTV900T6; RTV900T9; RTV900W; RTV900W6; RTV900W6SE; RTV900W8SE; RTV900W9; RTV900W9SE; RTV900XTG; RTV900XTR; RTV900XTS; RTV900XTT; RTV900XTW; V4272 TECH NOTES: Takeuchi 1911102772; bad Boy 063-8020-00		
AF8670	Air Filter	11013-7020; K7561-82860; R1411-42270; TA040-93230; TC620-93230
		
FITS MODELS: L2501D; L2501F; L2501H; L2800DT; L2800F; L2800HST; L2900DT; L2900DTGST; L2900F; L3010DT; L3010F; L3010GST; L3010HST; L3130DT; L3130F; L3130GST; L3130HST; L3200DT; L3200F; L3200H; L3240DT; L3240DT3; L3240F; L3240F3; L3240GST; L3240GST3; L3240HST; L3240HST3; L3240HSTC; L3240HSTC3; L3300DT; L3300DTGST; L3300F; L3301DT; L3301F; L3301H; L3400DT; L3400F; L3400HST; L3410DT; L3410GST; L3410HST; L3430DT; L3430GST; L3430HSTC; L3540GST; L3540GST3; L3540HST; L3540HST3; L3540HSTC; L3560DT; L3560GST; L3560HST; L3560HSTC; L3600DT; L3600DTC; L3600DTGST; L3600DTGSTC; L3700SU; L3710DT; L3710DTGST; L3710DTHST; L3710DTHSTC; L3710GST; L3710HST; L3800DT; L3800F; L3800H; L3830DT; L3830F; L3830GST; L3830HST; L39 Indust/Const; L3901DT; L3901F; L3901H; L3940DT; L3940DT3; L3940GST; L3940GST3; L3940HST; L3940HST3; L3940HSTC; L3940HSTC3; L4200DT; L4200DTC; L4200DTGST; L4200DTGSTC; L4200F; L4200FC; L4200FGST; L4240DT; L4240DT3; L4240GST; L4240GST3; L4240HST; L4240HST3; L4240HSTC; L4240HSTC3; L4300DT; L4300F; L4310DT; L4310DTGST; L4310DTGSTC; L4310DTHST; L4310DTHSTC; L4310F; L4330DT; L4330GST; L4330HST; L4330HSTC; L4400DT; L4400F; L4400H; L45 Indust/Const; L4600DT; L4600F; L4600H; L4610DTGST; L4610DTHST; L4610DTHSTC; L4630DT; L4630GST; L4630GSTC; L4630HST; L8419; L8439; R420S Loader; RTV1100CR; RTV1100CR9; RTV1100CRX; RTV1100CW; RTV1100CW9; RTV1100CWX; RTV900G; RTV900G6; RTV900G9; RTV900R6; RTV900R9; RTV900RSD; RTV900RSD1; RTV900T; RTV900T2; RTV900T5H; RTV900T6; RTV900T9; RTV900W; RTV900W6; RTV900W6SE; RTV900W8SE; RTV900W9; RTV900W9SE; RTV900XTG; RTV900XTR; RTV900XTS; RTV900XTT; RTV900XTW; V4272		
AF8680	Air Filter	R2401-42280; TC630-93220
		
FITS MODELS: KX057-4 Excavator; KX121-3 Excavator; KX121-3S Excavator; KX121-3ST Excavator; KX161-3 Excavator; KX161-3S Excavator; KX161-3ST Excavator; L4701DT; L4701F; L4701H; L48 Indust/Const; L5030GST; L5030HST; L5030HSTC; M4700; M4700DT; M4800SUDF; M4800SUF; M4900; M4900C; M4900DT; M4900DTC; M4900SU; M4900SUDT; M5400; M5400DT; M5400DTN; M5640SU; M5640SUD; M5640SUD1; M5660SUH; M5660SUHD; M5700; M5700C; M5700DT; M5700DTC; M5700DTN; M5700HD; M5700HDC; MX4700DT; MX4700F; MX4700H; MX4800DT; MX4800F; MX4800H; MX5000DT; MX5000F; MX5000SU; MX5100DT; MX5100F; MX5100H; MX5200DT; MX5200F; MX5200H; MX5800H; R420 Loader; R520 Loader; R520S Loader; U45S Excavator; U45ST Excavator; U55-4 Excavator		

A/C Components

Brake System Components

Clutch, Transmission, PTO

Cooling System Components

Drivelines

Electrical Components

Engine Components

Filters

Front Axle Steering

Fuel System Components

Gauges, Instruments, Cables

Hitch, Implement Components

Hydraulic, Power Steering

Manuals & Decals

Muffler

Rear Axle Differential







Roller Chain

Seats, Other Components

Sheet Metal, Grille






Tools & Shop Supplies

Wheels, Hubs, Components

	PART NO.	DESCRIPTION	REFERENCE NO.
A/C Components	AF7021	Air Filter (Outer)	16097-49441
Brake System Components	FF1101	Fuel Filter	32200-35700; 32200-35750; 32200-35753; 32200-35790; 70000-14630
Clutch, Transmission, PTO			
Cooling System Components	FF1604	Fuel Filter	16551-43060; 16631-43560; BHC5102; HH166-43560
Drivelines			
Electrical Components	FITS MODELS: L200; L210; L260P		
Engine Components	TECH NOTES: Fuel filter for diesel applications.		
Filters	FITS MODELS: KX080-3T Excavator; M100GXDT; M100XDTC; M105SC; M105SDS; M105SDSF; M105SDSL; M105SDTC; M105SH; M105SHD; M105XDTC; M108SDS; M108SDS2; M108SDSC; M108SDSC2; M108SDSF; M108SDSL; M108SDSL2; M108SDSL2S; M108SDSL2S; M108SH; M108SHC; M108SHD; M108SHDC; M108SHDC2; M110DTC; M110FC; M110GXDT; M110XDTC; M120DTC; M120FC; M125XDTC; M4N-071HD12; M4N-071HDC12; M4N-071HDC12; M5-091HD; M5-091HD12; M5-091HDC; M5-091HDC12; M5-091HF; M5-111HD; M5-111HD12; M5-111HDC; M5-111HDC24; M5-111HF; M5L-111; M5N-091HD12; M5N-091HD24; M5N-091HDC12; M5N-091HDC12PC; M5N-091HDC24; M5N-091HDC12; M5N-091HDC12; M5N-111HDC12; M5N-111HDC24; M5N-111HDC12; M5N-111HDC24; M5N-111HDC12; M5N-111HDC24; M8540HD; M8540HD1; M8540HD12; M8540HD121; M8540HDC; M8540HDC1; M8540HDC12; M8540HDC121; M8540HDNB; M8540HDNB1; M8540HDNBC; M8540HDNBC10; M8540HDNBC; M8560HD; M8560HD12; M8560HDC; M8560HDC12; M8560HF; M8560HFC; M9000DTM; M9000DTMC; M9540DT; M9540DT1; M9540DTC; M9540DTC1; M9540F; M9540F1; M9540FC; M9540FC1; M9540HD; M9540HD1; M9540HD12; M9540HD121; M9540HDC; M9540HDC1; M9540HDC12; M9540HDC121; M9540HDC241; M9540HDCLTD; M9540HDL; M9540HDL1; M9540HDL1S; M9540HFL; M9540HFL1; M9540HFL1S; M95SDS; M95SDTC; M95SH; M95XDTC; M96SDS; M96SDSC; M96SH; M96SHDM; M9960HD; M9960HD12; M9960HDC; M9960HDC12; M9960HDC24; M9960HDL; M9960HDLN; M9960HF; M9960HFC		
Front Axle Steering	TECH NOTES: long version		
Fuel System Components	FF1615	Fuel Filter	70000-14659
Gauges, Instruments, Cables			
Hitch, Implement Components	TECH NOTES: This filter is currently available in Baldwin brand.		
Hydraulic, Power Steering	FF1702	Fuel Filter	70000-14661
Manuals & Decals			
Muffler	TECH NOTES: Fuel filter for diesel applications.		
Rear Axle Differential	FF2000	Fuel Filter	15521-43160; 19244-87110; 1A001-43160
Roller Chain			
Seats, Other Components	FITS MODELS: D1101 Eng; D1102 Eng; D1301 Eng; D1302 Eng; D1402 Eng; KH151 Excavator; KH191 Excavator; L2250DT; L2250F; L235; L2550DT; L2550DTGST; L2550F; L2550TOW; L2650DT; L2650DTGST; L2650DTWET; L2650F; L275; L2850DT; L2850DTGST; L2850F; L2900DT; L2900DTGST; L2900F; L2950DT; L2950DTGST; L2950DTWET; L2950F; L3010DT; L3010F; L3010GST; L3010HST; L3130DT; L3130F; L3130GST; L3130HST; L3240DT; L3240DT3; L3240F; L3240F3; L3240GST; L3240GST3; L3240HST; L3240HST3; L3240HSTC; L3240HSTC3; L3250DT; L3250F; L3300DT; L3300DTGST; L3300F; L3350DT; L3410DT; L3410GST; L3410HST; L3430DT; L3430GST; L3430HST; L3430HSTC; L3450DT; L3450DTGST; L3450DTWET; L3450F; L35 Indus/Const; L3540GST; L3540GST3; L3540HST; L3540HST3; L3540HSTC; L3540HSTC3; L355SS; L3600DT; L3600DTC; L3600DTGST; L3600DTGSTC; L3650DT; L3650DTGST; L3650DTWET; L3650F; L3710DT; L3710DTHSTC; L3750; L3750DT; L3830DT; L3830F; L3830GST; L3830HST; L39 Indus/Const; L3940DT; L3940DT3; L3940GST; L3940GST3; L3940HST; L3940HST3; L3940HSTC; L3940HSTC3; L405; L4150; L4150DT; L4150DTN; L4200DT; L4200DTC; L4200DTGST; L4200DTGSTC; L4200F; L4200FC; L4200FGST; L4240DT; L4240DT3; L4240GST; L4240GST3; L4240HST; L4240HST3; L4240HSTC; L4240HSTC3; L4300DT; L4300F; L4310DT; L4310DTGST; L4310DTGSTC; L4310DTHST; L4310DTHSTC; L4310F; L4330DT; L4330GST; L4330HST; L4330HSTC; L4350DT; L4400DT; L4400F; L4400H; L45 Indus/Const; L4600DT; L4600F; L4600H; L4610DTGST; L4610DTHST; L4610DTHSTC; L4630DT; L4630GST; L4630GSTC; L4630HST; L4740GST; L4740GST3; L4740HST; L4740HST3; L4740HSTC; L4740HSTC3; L48 Indus/Const; L4850DT; L5030GST; L5030HST; L5030HSTC; L5040GST; L5240HST; L5240HST3; L5240HSTC; L5240HSTC3; L5450DT; L5740HST; L5740HST3; L5740HSTC; L5740HSTC3; M4700; M4700DT; M4800SUDF; M4800SUF; M4900; M4900DT; M4900SU; M4900SUDT; M5400; M5400DT; M5400DTN; M5700; M5700DT; M5700DTN; M5700HD; M59 Indus/Const; MX4700DT; MX4700F; MX4700H; MX5000DT; MX5000F; MX5000SU; MX5100DT; MX5100F; MX5100H; SQ1140-USA Generator; SQ1200-USA Generator; SQ3170-USA Generator; SQ3250-USA-SW Generator; V1502 Engine; V1702B Engine; V1902B Engine; V1903 Engine; V2203 Eng		
Sheet Metal, Grille	TECH NOTES: Fuel filter for diesel applications.		
Tools & Shop Supplies	FF2106	Fuel Filter	7000014660
Wheels, Hubs, Components			
	TECH NOTES: Dimensions: ID: 1.35" / 34.4mm, OD: 2.85" / 72.5mm, Length: 3.62" / 92mm. Fuel filter for diesel applications.		

Replacement Filters

KUBOTA

PART NO.	DESCRIPTION	REFERENCE NO.
 FF2608	Fuel Filter	12581-43010; 12581-43012; 12691-43010; 13-021; 13-12581-43012; 13301-43010; 13351-43010
<p>FITS MODELS: B6000E; BX1500D; BX1800D; BX1830D; BX1850D; BX1860; BX1870; BX1870-1; BX1880; BX2200D; BX2230D; BX22D; BX2350D; BX2360; BX2370; BX2370-1; BX2380; BX23D; BX23S; BX24D; BX25; BX25DLB; BX2660D; BX2670; F260 Mower; F2560 Mower; F2560E Mower; F2680E Mower; F2690 Mower; F2690E Mower; F2880EF Mower; F2880F Mower; F3060 Mower; F3080 Mower; F3680 Mower; F3990 Mower; G1700 Mower; G1800 Mower; G1800S Mower; G1900 Mower; G1900S Mower; G2000 Mower; G2000S Mower; G2160 Mower; G2460G Mower; G3200 Mower; G4200 Mower; G4200H Mower; G5200H Mower; G6200H Mower; GF1800 Mower; GF1800E Mower; GR2100 Mower; GR2110 Mower; GR2120 Mower; GR2120B Mower; K008-3 Excavator; KH-51H; KH-60H; KH-61H; KH-90H; KH-91H; KH007H Excavator; KH101 Excavator; KH151 Excavator; KH191 Excavator; KH35 Excavator; KH36 Excavator; KH41 Excavator; KH51 Excavator; KH60 Excavator; KH61 Excavator; KH66 Excavator; KH90 Excavator; KH91 Excavator; KH91 Excavator; KH151 Excavator; KH151 Excavator; KH41H Excavator; KH71 Excavator; R400B Loader; RTV1100CR; RTV1100CR9; RTV1100CRX; RTV1100CW; RTV1100CW9; RTV1100CWX; RTV1140CPX; RTV1140CPXR; RTV900G; RTV900G6; RTV900G9; RTV900R6; RTV900R9; RTV900RSD; RTV900RSDL; RTV900T; RTV900T2; RTV900T5H; RTV900T6; RTV900T9; RTV900W; RTV900W6; RTV900W6SE; RTV900W8SE; RTV900W9; RTV900W9SE; RTV900XTG; RTV900XTR; RTV900XTS; RTV900XTT; RTV900XTW; T1600H Mower; T1600HG Mower; TG1860 Mower; ZD1011 Mower; ZD1021 Mower; ZD1211 Mower; ZD1211L Mower; ZD1211R Mower; ZD1211RL Mower; ZD18 Mower; ZD18F Mower; ZD21 Mower; ZD21F Mower; ZD221 Mower; ZD25F Mower; ZD28 Mower; ZD28F Mower; ZD321 Mower; ZD321N Mower; ZD323 Mower; ZD326HL Mower; ZD326P Mower; ZD326RP Mower; ZD326S Mower; ZD331L Mower; ZD331P Mower; ZD331RP Mower; ZG222 Mower; ZG222S Mower; ZG227 Mower; ZG227L Mower; ZG327P; ZG327RP; ZG332LP Mower; ZG332P Mower</p> <p>TECH NOTES: In-Line Fuel Filter for 5/16" Fuel filter for diesel and gas applications.</p>		
 FF2609	Fuel Filter	16551-43060; 16631-43560; 16631-99540; BHC5102; HH166-43560
<p>FITS MODELS: KX080-3T Excavator; M105SC; M105SDS; M105SDSF; M105SDSL; M105SDTDC; M105SH; M105SHD; M105XDTC; M108SDS; M108SDS2; M108SDSC; M108SDSC2; M108SDSF; M108SDSL; M108SDSL2; M108SDSL2S; M108SDSLS; M108SH; M108SHC; M108SHD; M108SHDC; M108SHDC2; M108XDTC; M110DTC; M110FC; M110GXDTDC; M110XDTC; M120DTC; M120FC; M125XDTC; M4900; M4900C; M4900DT; M4900DTC; M4N-071HD12; M4N-071HDC12; M4N-071HDC12C; M5-091HD; M5-091HD12; M5-091HDC; M5-091HDC12; M5-091HF; M5-111HD; M5-111HD12; M5-111HDC; M5-111HDC24; M5-111HF; M5700; M5700C; M5700DT; M5700DTC; M5700HD; M5700HDC; M5L-111; M5N-091HD12; M5N-091HD24; M5N-091HDC12; M5N-091HDC24; M5N-091HDC12C; M5N-091HDC12C24; M5N-111HD12; M5N-111HD24; M5N-111HDC12; M5N-111HDC24; M5N-111HDC12C; M5N-111HDC12C24; M6-101DTC; M6-111DTC; M6800; M6800DT; M6800HD; M6800HDC; M6800S; M6800SC; M6800SDT; M6800SDTC; M7580DT; M7580DTC; M8200; M8200C; M8200DT; M8200DTC; M8200DTN; M8200HD; M8200HDC; M8200SDTN; M8200SDTNC; M8540DT; M8540DT1; M8540DTC; M8540DTC1; M8540F; M8540F1; M8540FC; M8540FC1; M8540HD; M8540HD1; M8540HD12; M8540HD121; M8540HDC; M8540HDC1; M8540HDC12; M8540HDC121; M8540HDNB; M8540HDNB1; M8540HDNBC; M8540HDNBC10; M8540HDNBPC; M8560HD; M8560HD12; M8560HDC; M8560HDC12; M8560HF; M8560HFC; M8580DT; M8580DTC; M9000; M9000C; M9000DT; M9000DTC; M9000DTL; M9000DTM; M9000DTMC; M9000HD; M9000HDC; M9000HDLF; M9540DT; M9540DT1; M9540DTC; M9540DTC1; M9540F; M9540F1; M9540FC; M9540FC1; M9540HD; M9540HD1; M9540HD12; M9540HD121; M9540HDC; M9540HDC1; M9540HDC12; M9540HDC121; M9540HDC241; M9540HDL; M9540HDL1; M9540HDL1S; M9540HFL; M9540HFL1; M9540HFL1S; M9580DT; M95SDS; M95SDTC; M95SH; M95XDTC; M96SDS; M96SDSC; M96SH; M96SH-DM; M9960HD; M9960HD12; M9960HDC; M9960HDC12; M9960HDC24; M9960HDL; M9960HDLNS; M9960HF; M9960HFC; SQ3350-USA-SW Generator; SSV65 Skid Steer; SSV65C Skid Steer; SSV75 Skid Steer; SSV75C Skid Steer; SVL75 Compact Track Loader; SVL75-2 Compact Track Loader; SVL75-2C Compact Track Loader; SVL75C Compact Track Loader; SVL90 Compact Track Loader; SVL90C Compact Track Loader</p> <p>TECH NOTES: short version</p>		
 FF2907	Fuel Filter	15601-43170; 70000-43170
<p>FITS MODELS: M4000; M4030; M4030DT; M4030SU; M4050; M4500; M4500DT; M4950; M4950DT; M5030; M5030DT; M5030SU; M5030SUMDT</p>		
 FF2922	Fuel Filter	16271-43560
<p>FITS MODELS: D1105 Eng; F2400 Mower; FZ2100 Mower; FZ2400 Mower</p> <p>TECH NOTES: This filter is currently available in Baldwin brand. Fuel filter for diesel applications.</p>		
 FF3000	Fuel Filter	15451-43560; 70000-14632; 70000-37500; FF167A
<p>FITS MODELS: D3200 Eng; M5500; M5500DT; M5950; M5950C; M5950DT; M5950DTC; M5950DTS; M5950S; M6030; M6030DT; M6030DTN; M6030DTNB; M6950; M6950C; M6950DT; M6950DTC; M6950DTS; M6950S; M6970DT; M7030; M7030DT; M7030DTNB; M7030N; M7030SU; M7030SUDT; M7500; M7500ACL; M7500DT; M7500DTACL; M7950; M7950C; M7950DT; M7950DT-Mudder; M7950DTC; M7950DTS; M7950H; M7950S; M7950W; M7970DT; M8030; M8030DT; M8950; M8950C; M8950DT; M8950DTC; M8950DTS; M8950S; M8970DT; V4000 ENG</p> <p>TECH NOTES: Fuel filter for diesel and gas applications.</p>		

A/C
ComponentsBrake System
ComponentsClutch,
Transmission,
PTOCooling
System
Components

Drivelines

Electrical
ComponentsEngine
Components

Filters

Front Axle
SteeringFuel System
ComponentsGauges,
Instruments,
CablesHitch,
Implement
ComponentsHydraulic,
Power SteeringManuals &
Decals

Muffler

Rear Axle
Differential

Roller Chain

Seats, Other
ComponentsSheet Metal,
GrilleTools & Shop
SuppliesWheels, Hubs,
Components

	PART NO.	DESCRIPTION	REFERENCE NO.
A/C Components	FF3331	Fuel Filter	
Brake System Components			
Clutch, Transmission, PTO	FF4105	Fuel Filter	13-70000-43081; 15193-43100; 15221-43080; 15221-43081; 15221-43089; 15221-43170; 15221-43172; 70000-43081
Cooling System Components			
Drivelines	FF6215	Fuel Filter	15831-43380; 1G311-43380
Electrical Components			
Engine Components			
Filters			
Front Axle Steering	FF9151	Fuel Filter	15831-43380; 1G311-43380
Fuel System Components			
Gauges, Instruments, Cables			
Hitch, Implement Components			
Hydraulic, Power Steering			
Manuals & Decals			
Muffler			
Rear Axle Differential			
Roller Chain			
Seats, Other Components			
Sheet Metal, Grille			
Tools & Shop Supplies			
Wheels, Hubs, Components			



FITS MODELS: V2203 Eng

TECH NOTES: Dimensions: OD: 3.03" / 77mm, HEIGHT: 3.75" / 95mm, THREAD SIZE: M 16 x 1.5



FITS MODELS: D1101 Eng; D1102 Eng; D1105 Eng; D1301 Eng; D1302 Eng; D1402 Eng; D722 Eng; D750 Eng; D850 Eng; D950 Eng; GV1125Q60KTC Generator; GV312060B Generator; GV3170SW Generator; GV3190Q60 Generator; GV3250Q60SW Generator; KH-1; KH-170L; KH-28L; KH-35H; KH-51H; KH-60H; KH-61H; KH-66H; KH-90H; KH-91H; KH101 Excavator; KH35 Excavator; KH36 Excavator; KH41 Excavator; KH5 Excavator; KH51 Excavator; KH60 Excavator; KH61 Excavator; KH66 Excavator; KH90 Excavator; KH91 Excavator; KJS130D Generator; KJS150V Generator; KJS150VX Generator; KJT210V Generator; KJT210VX Generator; KJT270FSW Generator; KJT270FXSW Generator; KX018-4 Excavator; KX033-4 Excavator; KX057-4 Excavator; KX080-3 Excavator; KX101 Excavator; KX121-2 Excavator; KX121-3 Excavator; KX121-3S Excavator; KX121-3ST Excavator; KX151 Excavator; KX161-2 Excavator; KX161-3 Excavator; KX161-3S Excavator; KX161-3ST Excavator; KX41-2 Excavator; KX41H Excavator; KX61-2 Excavator; KX71 Excavator; KX71-3 Excavator; KX71-3S Excavator; KX91-2 Excavator; KX91-3 Excavator; KX91-3S Excavator; L175; L185DT; L185F; L2050DT; L2050F; L225; L225DT; L225FA; L2350DT; L2350F; L245DT; L245F; L245H; L2500DT; L2500F; L2600DT; L2600F; L285P; L285WP; L295DT; L295F; L3000DT; L3000F; L305DT; L305F; L345; L345DT; R310 Loader; R400 Loader; R400B Loader; R410 Loader; R410B Loader; R420 Loader; R510 Loader; R510B Loader; R520 Loader; U15 Excavator; U17 Excavator; U25S Excavator; U35-4 Excavator; U35-S2 Excavator; U35S Excavator; U45S Excavator; U45ST Excavator; U55 Excavator; V1908 Engine; V2203 Eng; Z482E Engine

TECH NOTES: Fuel filter for diesel applications.

FITS MODELS: KX121-2 Excavator; KX161-2 Excavator; KX61-2 Excavator; KX91-2 Excavator; L3301DT; L3301F; L3301H; L3560DT; L3560GST; L3560HST; L3560HSTC; L3901DT; L3901F; L3901H; L4060DT; L4060GST; L4060HST; L4060HSTC; L4701DT; L4701F; L4701H; L4760GST; L4760HST; L4760HSTC; L5060GST; L5460HST; L5460HSTC; L6060HST; L6060HSTC; M100XDT; M105SC; M105SDS; M105SDSF; M105SDSL; M105SDT; M105SH; M105SHD; M105SHDC; M108SDS2; M108SDSC; M108SDSC2; M108SDSF; M108SDSL; M108SDSL2; M108SDSL2S; M108SDSLS; M108SH; M108SHC; M108SHD; M108SHDC; M108SSDS; M108X-DTC; M110XDT; M126GXDT; M126XDT; M126XDTP; M135GXDT; M135GXDTSC; M135XDT; M135XDTSC; M4900C; M4900DT; M4900DTC; M5040DT; M5040DT1; M5040DTC; M5040DTC1; M5040F; M5040F1; M5040FC; M5040FC1; M5040HD; M5040HD1; M5040HDC; M5040HDC1; M5140DT; M5140DTC; M5140F; M5140FC; M5140HD; M5140HDC; M5660SUH; M5660SUHD; M5700C; M5700DTC; M5700HDC; M6-131DTC; M6-141DTC; M6-141DTSC; M6040DT; M6040DT1; M6040DTC; M6040DTC1; M6040F; M6040F1; M6040FC; M6040FC1; M6040HD; M6040HD1; M6040HDC; M6040HDC1; M6040HDNB; M6800; M6800DT; M6800HD; M6800HDC; M6800S; M6800SC; M6800SDT; M6800SDTC; M7040DT; M7040DT1; M7040DTC; M7040DTC1; M7040F; M7040F1; M7040FC; M7040FC1; M7040HD; M7040HD1; M7040HDC; M7040HDC1; M7040HDNB; M7040HDNBC; M7040SU; M8200; M8200C; M8200DT; M8200DTC; M8200DTN; M8200HD; M8200HDC; M8200SDTN; M8200SDTNC; M8540DT; M8540DT1; M8540DTC; M8540DTC1; M8540F; M8540F1; M8540FC; M8540FC1; M8540HD; M8540HD1; M8540HD12; M8540HD121; M8540HDC; M8540HDC1; M8540HDC12; M8540HDC121; M8540HDNB; M8540HDNBC; M8540HDNBPC; M9000; M9000C; M9000DT; M9000DTC; M9000DTL; M9000DTM; M9000DTMC; M9000HD; M9000HDC; M9000HDLF; M9540DT; M9540DT1; M9540DTC; M9540DTC1; M9540F; M9540F1; M9540FC; M9540FC1; M9540HD; M9540HD1; M9540HD12; M9540HDC121; M9540HDC121; M9540HDL; M9540HDL1; M9540HDL1S; M9540HFL; M9540HFL1; M9540HFL1S; M95SDS; M95SDTC; M95SH; M95XDTC; M96SDS; M96SDSC; M96SH; M96SHDM; MX4800DT; MX4800F; MX4800H; MX5200DT; MX5200F; MX5200H; MX5800H; R420 Loader; R520 Loader

TECH NOTES: This filter is currently available in Baldwin brand.



FITS MODELS: KX121-2 Excavator; KX161-2 Excavator; KX61-2 Excavator; KX91-2 Excavator; L3301DT; L3301F; L3301H; L3560DT; L3560GST; L3560HST; L3560HSTC; L3901DT; L3901F; L3901H; L4060DT; L4060GST; L4060HST; L4060HSTC; L4701DT; L4701F; L4701H; L4760GST; L4760HST; L4760HSTC; L5060GST; L5460HST; L5460HSTC; L6060HST; L6060HSTC; M100GXDT; M100XDT; M105SC; M105SDS; M105SDSF; M105SDSL; M105SDT; M105SH; M105SHD; M105XDT; M108SDS2; M108SDSC; M108SDSC2; M108SDSF; M108SDSL; M108SDSL2; M108SDSL2S; M108SDSLS; M108SH; M108SHC; M108SHD; M108SHDC; M108SHDC2; M108SSDS; M108XDT; M126GXDT; M126XDT; M126XDTP; M135GXDT; M135GXDTSC; M135XDT; M135XDTSC; M4900C; M4900DT; M4900DTC; M5040DT; M5040DT1; M5040DTC; M5040DTC1; M5040F; M5040F1; M5040FC; M5040FC1; M5040HD; M5040HD1; M5040HDC; M5040HDC1; M5140DT; M5140DTC; M5140F; M5140FC; M5140HD; M5140HDC; M5660SUH; M5660SUHD; M5700C; M5700DTC; M5700HDC; M6-131DTC; M6-141DTC; M6-141DTSC; M6040DT; M6040DT1; M6040DTC; M6040DTC1; M6040F; M6040F1; M6040FC; M6040FC1; M6040HD; M6040HD1; M6040HDC; M6040HDC1; M6040HDNB; M6040HDNB1; M6800; M6800DT; M6800HD; M6800HDC; M6800S; M6800SC; M6800SDT; M6800SDTC; M7040DT; M7040DT1; M7040DTC; M7040DTC1; M7040F; M7040F1; M7040FC; M7040FC1; M7040HD; M7040HD1; M7040HDC; M7040HDC1; M7040HDCLTD; M7040HDNB; M7040HDNB1; M7040HDNBC; M7040SU; M7040SUD; M7040SUH; M7040SUHD; M8200; M8200C; M8200DT; M8200DTC; M8200DTN; M8200HD; M8200HDC; M8200SDTN; M8200SDTNC; M8540DT; M8540DT1; M8540DTC; M8540DTC1; M8540F; M8540F1; M8540FC; M8540FC1; M8540HD; M8540HD1; M8540HD12; M8540HD121; M8540HDC; M8540HDC1; M8540HDC12; M8540HDC121; M8540HDNB; M8540HDNB1; M8540HDNBC; M8540HDNB10; M8540HDNBPC; M9000; M9000C; M9000DT; M9000DTC; M9000DTL; M9000DTM; M9000DTMC; M9000HD; M9000HDC; M9000HDLF; M9540DT; M9540DT1; M9540DTC; M9540DTC1; M9540F; M9540F1; M9540FC; M9540FC1; M9540HD; M9540HD1; M9540HD12; M9540HDC121; M9540HDC121; M9540HDC121; M9540HDC121; M9540HDC121; M9540HDC121; M9540HDL; M9540HDL1; M9540HDL1S; M9540HFL; M9540HFL1; M9540HFL1S; M95SDS; M95SDTC; M95SH; M95XDTC; M96SDS; M96SDSC; M96SH; M96SHDM; MX4800DT; MX4800F; MX4800H; MX5200DT; MX5200F; MX5200H; MX5800H; R420 Loader; R520 Loader

TECH NOTES: This filter is currently available in Baldwin brand. O-ring included.

Replacement Filters

KUBOTA

PART NO.	DESCRIPTION	REFERENCE NO.
 HF0504	Lube Filter	70000-14645
 HF1210	Lube Filter	52200-15320; 52200-15321; HH520-15320
<p>FITS MODELS: M100XDTC; M105XDTC; M108XDTC; M110DTC; M110FC; M110XDTC; M120DTC; M120FC; M125XDTC; M126XDTC; M126XDTPC; M135XDTC; M135XDTC; M95XDTC; R420 Loader; R510 Loader; R510B Loader; R520 Loader</p> <p>TECH NOTES: This filter is currently available in Baldwin brand.</p>		
 HF3105	Lube Filter	15451-32430; 15451-99170; 16121-32430; 16121-99170; 16541-32430; 16543-99170; 70000-15451; HH160-32430
<p>FITS MODELS: M110DTC; M110FC; M120DTC; M120FC; M125XDTC; M5500DT; M5950; M5950C; M5950DT; M5950DTC; M5950DTS; M5950S; M6030; M6030DT; M6030DTN; M6030DTNB; M6950; M6950C; M6950DT; M6950DTC; M6950DTS; M6950S; M6970DT; M7030; M7030DT; M7030DTNB; M7030N; M7030SU; M7030SUDT; M7500; M7500ACL; M7500DT; M7500DTACL; M7580DT; M7580DTC; M7950; M7950C; M7950DT; M7950DT-Mudder; M7950DTC; M7950DTS; M7950H; M7950W; M7970DT; M8030; M8030DT; M8580DT; M8580DTC; M8950; M8950C; M8950DT; M8950DTC; M8950DTS; M8950S; M8970DT; M9580DT; M9580DTC</p> <p>TECH NOTES: Lube filter for diesel and gas applications.</p>		
HF6110	Lube Filter	68131-62130; 68131-62133
<p>FITS MODELS: KH-60H; KH-61H; KH-66H; KH-90H; KH-91H; KH101 Excavator; KH51 Excavator; KH61 Excavator; KH66 Excavator; KH91 Excavator; R310 Loader; R400B Loader</p> <p>TECH NOTES: This filter is currently available in Baldwin brand.</p>		
 HF6601	Lube Filter	35861-82630
<p>FITS MODELS: M4030; M4030DT; M4030SU; M4030SUTF; M5030; M5030DT; M5030SU; M5030SUMDT; M5950DTS; M6030; M6030DT; M6030DTN; M6030DTNB; M6950; M6950C; M6950DT; M6950DTC; M7030; M7030DT; M7030DTNB; M7030N; M7030SU; M7030SUDT; M7950; M7950C; M7950DT; M7950DT-Mudder; M7950DTC; M7950H; M7950W; M8030; M8030DT; M8950; M8950C; M8950DT; M8950DTC</p> <p>TECH NOTES: This filter is currently available in Baldwin brand.</p>		
 HF6603	Lube Filter	67955-37710; HH670-37710; HH670-37712
<p>FITS MODELS: B1700D; B1700E; B1700HSD; B1700HSE; B2100D; B2100E; B2100HSD; B2100HSE; B2301HSD; B2320DT; B2320DTN-1; B2320DTWO; B2320HSD; B2320HSDN; B2400D; B2400E; B2400HSD; B2400HSE; B2410HSD; B2410HSDB; B2410HSE; B26 Indust/Const; B2601HSD; B2620HSD; B2630HSD; B2650HSD; B2650HSDC; B2710HSD; B2910HSD; B2920HSD; B3000HSDC; B3000HSDCC; B3030HSD; B3030HSDC; B3030HSDCC; B3200HSD; B3200HSDWO; B3300SUHSD; B3350HSD; B3350HSDC; B3350SUHSD; B7400HSD; B7410D; B7500D; B7500DTN; B7500HSD; B7510D; B7510DN; B7510HSD; B7510HSDTR; B7610HSD; B7800HSD</p> <p>TECH NOTES: This filter is currently available in Baldwin brand.</p>		
 HF6605	Lube Filter	HHK20-36990; K2561-36990; K2561-3992
<p>FITS MODELS: BX1500D; BX1800D; BX1830D; BX1850D; BX1860; BX1870; BX1870-1; BX1880; BX2200D; BX2230D; BX22D; BX2350D; BX2360; BX2370; BX2370-1; BX2380; BX23D; BX23S; BX24D; BX25; BX25DLB; BX25DLB-1; BX2660D; BX2670; BX2670-1; G2160 Mower; G2460G Mower; GR2000G Mower; GR2010G Mower; GR2010GAB Mower; GR2020G Mower; GR2020GB Mower; GR2100 Mower; GR2110 Mower; GR2120 Mower; GR2120B Mower; ZD18 Mower; ZD18F Mower; ZD21 Mower; ZD21F Mower; ZD25F Mower; ZD28 Mower; ZD28F Mower</p> <p>TECH NOTES: This filter is currently available in Baldwin brand. Lube filter for diesel applications.</p>		

A/C Components

Brake System Components

Clutch, Transmission, PTO

Cooling System Components

Drivelines

Electrical Components

Engine Components

Filters

Front Axle Steering

Fuel System Components

Gauges, Instruments, Cables

Hitch, Implement Components

Hydraulic, Power Steering

Manuals & Decals

Muffler

Rear Axle Differential


Roller Chain

Seats, Other Components

Sheet Metal, Grille

Tools & Shop Supplies

Wheels, Hubs, Components

	PART NO.	DESCRIPTION	REFERENCE NO.	
A/C Components		HF8202	Lube Filter	HHTA0-59900; TA240-59900; TA240-59901; V0511-65320
Brake System Components	FITS MODELS: L3010DT; L3010GST; L3010HST; L3130DT; L3130GST; L3130HST; L3240HST; L3240HST3; L3240HSTC; L3240HSTC3; L3410DT; L3410GST; L3410HST; L3430DT; L3430GST; L3430HST; L3430HSTC; L3540HST; L3540HST3; L3540HSTC; L3540HSTC3; L3560HST; L3560HSTC; L3710DTHST; L3710DTHSTC; L3830DT; L3830GST; L3830HST; L3940DT; L3940GST; L3940HST; L3940HST3; L3940HSTC; L3940HSTC3; L4060HST; L4060HSTC; L4240DT; L4240GST; L4240HST; L4240HST3; L4240HSTC; L4240HSTC3; L4310DT; L4310DTGSTC; L4310DTHST; L4310DTHSTC; L4310DTHSTC3; L4330DT; L4330GST; L4330HST; L4330HSTC; L4400H; L45 Indust/Const; L4600H; L4610DTHST; L4610DTHSTC; L4630DT; L4630GST; L4630GSTC; L4630HST; L47 Indust/Const; L4701H; L4740GST; L4740HST; L4740HST3; L4740HSTC; L4740HSTC3; L4760HST; L4760HSTC; L48 Indust/Const; L5030GST; L5030HST; L5030HSTC; L5240HST; L5240HST3; L5240HSTC; L5240HSTC3; L5460HST; L5460HSTC; L5740HST; L5740HST3; L5740HSTC; L5740HSTC3; L6060HST; L6060HSTC; M59 Indust/Const; M62 Indust/Const; MX4700H; MX4800H; MX5100H; MX5200H; MX5800H; SSV65 Skid Steer; SSV65C Skid Steer; SSV65PC Skid Steer; SSV75 Skid Steer; SSV75C Skid Steer; SSV75PC Skid Steer; SVL75 Compact Track Loader; SVL75-2 Compact Track Loader; SVL75-2C Compact Track Loader; SVL75C Compact Track Loader; SVL90 Compact Track Loader; SVL90-2; SVL90-2C Compact Track Loader; SVL90C Compact Track Loader; SVL95-2S; SVL95-2SC Compact Track Loader			
Clutch, Transmission, PTO	TECH NOTES: This filter is currently available in Baldwin brand.			
Cooling System Components	HF8861	Lube Filter	15511-01300; 68651-62120	
Drivelines	FITS MODELS: KX101 Excavator; KX151 Excavator; KX91-3 Excavator; KX91-3S Excavator; U35 Excavator; U35S Excavator			
Electrical Components	TECH NOTES: This filter is currently available in Baldwin brand.			
Engine Components	OF1004	Lube Filter	66021-36060; HH660-36060; HHK70-14070; HHK71-14080; HHK72-14080; HHK80-14080; K7561-14070; K7561-14080	
Filters		FITS MODELS: B1550D; B1550E; B1550HSTD; B1550HSTE; B1700D; B1700E; B1700HSD; B1700HSE; B1750D; B1750E; B1750HSTD; B1750HSTE; B21 Indust/Const; B2100D; B2100E; B2100HSD; B2100HSE; B2301HSD; B2320HSD; B2320HSDN; B2400D; B2400E; B2400HSD; B2400HSE; B2410HSD; B2410HSD; B2410HSE; B26 Indust/Const; B2601HSD; B2620HSD; B2630HSD; B2650HSD; B2650HSDC; B2710HSD; B2910HSD; B2920HSD; B3000HSDC; B3000HSDCC; B3030HSD; B3030HSDC; B3030HSDCC; B3200HSD; B3200HSDWO; B3300SUHSD; B3350SUHSD; B3350HSDC; B3350SUHSD; B6200HSD; B6200HSTE; B7100HSD; B7100HSTE; B7200HSD; B7200HSTE; B7300HSD; B7400HSD; B7500HSD; B7510DN; B7510HSD; B7510HSD; B7510HSDTR; B7610HSD; B7800HSD; F2000 Mower; F2100 Mower; F2100E Mower; F2260 Mower; F2400 Mower; F2560 Mower; F2560E Mower; F2680E Mower; F2690 Mower; F2690E Mower; F2880E Mower; F2880F Mower; F3060 Mower; F3080 Mower; F3680 Mower; G1700 Mower; G1800 Mower; G1800S Mower; G1900 Mower; G1900HST Mower; G1900S Mower; G2000 Mower; G2000S Mower; G2160 Mower; G4200H Mower; G5200H Mower; G6200H Mower; GF1800 Mower; GF1800E Mower; GH630 Eng; L2501H; L2800DT; L2800HST; L3200H; L3301H; L3400DT; L3400HST; L3700SU; L3800H; L3901H; RTV1100CR; RTV1100CR9; RTV1100CRX; RTV1100CW; RTV1100CW9; RTV1100CWX; RTV1140CPX; RTV1140CPXR; RTV500AH; RTV500RAH; RTV900G; RTV900G6; RTV900G9; RTV900R6; RTV900R9; RTV900RSD; RTV900RSDL; RTV900T; RTV900T2; RTV900T5H; RTV900T6; RTV900T9; RTV900W; RTV900W6; RTV900W6SE; RTV900W9; RTV900W9SE; RTV900XTG; RTV900XTR; RTV900XTS; RTV900XTT; RTV900XTW; RTVX1100CR; RTVX1100CW; RTVX1120DR; RTVX1120DW; RTVX1140R; RTVX1140W; RTVX900G; RTVX900R; RTVX900W; ZD1011 Mower; ZD1021 Mower; ZD1211 Mower; ZD1211L Mower; ZD1211R Mower; ZD1211RL Mower; ZD1511LF Mower; ZD1511RL Mower; ZD1511RFL Mower; ZD221 Mower; ZD321 Mower; ZD321N Mower; ZD323 Mower; ZD326HL Mower; ZD326P Mower; ZD326RP Mower; ZD326S Mower; ZD331LP Mower; ZD331P Mower; ZD331RP Mower; ZG20 Mower; ZG20F Mower; ZG222 Mower; ZG222A Mower; ZG222S Mower; ZG222SA Mower; ZG227 Mower; ZG227A Mower; ZG227L Mower; ZG227LA Mower; ZG23 Mower; ZG23F Mower; ZG327P Mower; ZG327PA Mower; ZG327RPA Mower; ZG332LP Mower; ZG332P Mower; ZP330LP Mower; ZP330P Mower		
Front Axle Steering	TECH NOTES: Lube filter for gas applications.			
Fuel System Components	OF1005	Lube Filter	70000-14647	
Gauges, Instruments, Cables		TECH NOTES: Lube filter for diesel and gas applications.		
Hitch, Implement Components	OF1102	Lube Filter	15152-32090; 15212-32090; 15213-32090; 15213-32430; 70000-32431	
Hydraulic, Power Steering		FITS MODELS: L175; L185DT; L185F; L210; L225; L225DT; L245DT; L245F; L245H; L260P; L295DT; L295F; L305DT; L305F		
Manuals & Decals	OF2007	Lube Filter	15906-32090; 15906-32093	
Muffler		FITS MODELS: L175; L185DT; L185F; L210; L225; L225DT; L245DT; L245F; L245H; L260P; L295DT; L295F; L305DT; L305F		
Rear Axle Differential	TECH NOTES: Lube filter for diesel and gas applications.			
Roller Chain	FITS MODELS: L175; L185DT; L185F; L210; L225; L225DT; L245DT; L245F; L245H; L260P; L295DT; L295F; L305DT; L305F			
Seats, Other Components	FITS MODELS: L175; L185DT; L185F; L210; L225; L225DT; L245DT; L245F; L245H; L260P; L295DT; L295F; L305DT; L305F			
Sheet Metal, Grille	FITS MODELS: L175; L185DT; L185F; L210; L225; L225DT; L245DT; L245F; L245H; L260P; L295DT; L295F; L305DT; L305F			
Tools & Shop Supplies	FITS MODELS: L175; L185DT; L185F; L210; L225; L225DT; L245DT; L245F; L245H; L260P; L295DT; L295F; L305DT; L305F			
Wheels, Hubs, Components	FITS MODELS: L175; L185DT; L185F; L210; L225; L225DT; L245DT; L245F; L245H; L260P; L295DT; L295F; L305DT; L305F			

Replacement Filters

KUBOTA

PART NO.	DESCRIPTION	REFERENCE NO.
 OF2010	Lube Filter	15451-32430; 15451-99170; 16121-99170; 16543-99170; 70000-15451; HH160-32430
<p>FITS MODELS: M110DTC; M110FC; M120DTC; M120FC; M125XDTC; M5500DT; M5950; M5950C; M5950DT; M5950DTC; M5950DTS; M5950S; M6030; M6030DT; M6030DTN; M6030DTNB; M6950; M6950C; M6950DT; M6950DTC; M6950DTS; M6950S; M6970DT; M7030; M7030DT; M7030DTNB; M7030N; M7030SU; M7030SUDT; M7500; M7500ACL; M7500DT; M7500DTACL; M7580DT; M7580DTC; M7950; M7950C; M7950DT; M7950DT-Mudder; M7950DTC; M7950DTS; M7950H; M7950S; M7950W; M7970DT; M8030; M8030DT; M8580DT; M8580DTC; M8950; M8950C; M8950DT; M8950DTC; M8950DTS; M8950S; M8970DT; M9580DT; M9580DTC; V4000 Engine</p>		
 OF2101	Lube Filter	15521-32430; 16414-32430; 16414-32434; 17321-32430; 7321-32432; 17321-32439; 70000-74035; HH164-32430
<p>FITS MODELS: GV1125Q60KTC Generator; GV312060B Generator; GV3170SW Generator; GV3190Q60 Generator; KH-60H; KH-66H; KH-90H; KH-91H; KH101 Excavator; KH151 Excavator; KH66 Excavator; KH91 Excavator; KJS130D Generator; KJS130DX Generator; KJS150V Generator; KJS150VX Generator; KJT210V Generator; KJT210VX Generator; KX040-4 Excavator; KX101 Excavator; KX121-2 Excavator; KX151 Excavator; KX161-2 Excavator; L2050DT; L2050F; L2250DT; L2250F; L235; L2350DT; L2350F; L2500DT; L2500F; L2501D; L2501F; L2501H; L2550DT; L2550DTGST; L2550F; L2550TOW; L2600DT; L2600F; L2650DT; L2650DTGST; L2650DTWET; L2650F; L275; L2800DT; L2800F; L2800HST; L2850DT; L2850DTGST; L2850F; L2900DT; L2900DTGST; L2900F; L2950DT; L2950DTGST; L2950DTWET; L2950F; L3000DT; L3000F; L3010DT; L3010F; L3010GST; L3010HST; L3130DT; L3130F; L3130GST; L3130HST; L3200DT; L3200F; L3200H; L3240DT; L3240DT3; L3240F; L3240F3; L3240GST; L3240HST; L3240HST3; L3240HSTC; L3240HSTC3; L3250DT; L3250F; L3300DT; L3300DTGST; L3300F; L3301DT; L3301F; L3301H; L3350DT; L3400DT; L3400F; L3400HST; L3410DT; L3410GST; L3410HST; L3430DT; L3430GST; L3430HST; L3430HSTC; L3450DT; L3450DTGST; L3450DTWET; L3450F; L35 Indust/Const; L3540GST; L3540GST3; L3540HST; L3540HST3; L3540HSTC; L3540HSTC3; L355SS; L3560DT; L3560GST; L3560HST; L3560HSTC; L3600DT; L3600DTC; L3600DTGST; L3600DTGSTC; L3650DT; L3650DTGST; L3650DTWET; L3650F; L3700SU; L3710DT; L3710DTHSTC; L3800DT; L3800F; L3800H; L3830DT; L3830F; L3830GST; L3830HST; L39 Indust/Const; L3901DT; L3901F; L3901H; L3940DT; L3940DT3; L3940GST; L3940GST3; L3940HST; L3940HST3; L3940HSTC; L3940HSTC3; L405; L4060DT; L4060GST; L4060HST; L4060HSTC; L4200DT; L4200DTC; L4200DTGST; L4200DTGSTC; L4200F; L4200FC; L4200FGST; L4240DT; L4240DT3; L4240GST; L4240GST3; L4240HST; L4240HST3; L4240HSTC; L4240HSTC3; L4300DT; L4300F; L4310DT; L4310DTGST; L4310DTHST; L4310DTHSTC; L4310F; L4330DT; L4330GST; L4330HST; L4330HSTC; L4350DT; L4400DT; L4400F; L4400H; L45 Indust/Const; L4600DT; L4600F; L4600H; L4610DTGST; L4610DTHST; L4610DTHSTC; L4630DT; L4630GST; L4630GSTC; L4630HST; L47 Indust/Const; L4701DT; L4701F; L4701H; L4740GST; L4740GST3; L4740HST; L4740HST3; L4740HSTC; L4740HSTC3; L4760GST; L4760HST; L4760HSTC; L48 Indust/Const; L4850DT; L5030GST; L5030HST; L5030HSTC; L5040GST; L5040GST3; L5060GST; L5240HST; L5240HST3; L5240HSTC; L5240HSTC3; L5450DT; L5460HST; L5460HSTC; L5740HST; L5740HST3; L5740HSTC; L5740HSTC3; L6060HST; L6060HSTC; M4030SU; M4030SUTF; M4700; M4700DT; M4800SUDF; M4800SUF; M4900; M4900C; M4900DT; M4900DTC; M4900SU; M4900SUDT; M5140DT; M5140DTC; M5140F; M5140FC; M5140HD; M5140HDC; M5400; M5400DT; M5400DTN; M5640SU; M5640SUD; M5640SUD1; M5660SUH; M5660SUHD; M5700; M5700C; M5700DT; M5700DTC; M5700DTN; M5700HD; M5700HSD; M59 Indust/Const; M62 Indust/Const; M9000DTMC; M9000HDLF; MX4700DT; MX4700F; MX4700H; MX4800DT; MX4800F; MX4800H; MX5000DT; MX5000F; MX5000SU; MX5100DT; MX5100F; MX5100H; MX5200DT; MX5200F; MX5200H; MX5800H; R400 Loader; R400B Loader; R410 Loader; R410B Loader; R420 Loader; R420S Loader; R510 Loader; R510B Loader; RTV1100CR; RTV1100CR9; RTV1100CRX; RTV1100CW; RTV1100CW9; RTV1100CWX; SQ1140-USA Generator; SQ1200-USA Generator; SQ3170-USA Generator; SQ3250-USA-SW Generator</p>		
 OF2102	Lube Filter	15241-32090; 15241-32092; 15241-32093; 15241-32094; 15241-32099; 15841-32430; 15841-32431; 15841-32432; 15841-32439; 15852-32430; 15852-32432; 30401-37580; 70000-15241; 70000-74034; HH150-32094; HH150-32804; HH152-32432
<p>FITS MODELS: B1550D; B1550E; B1550HSTD; B1550HSTE; B1700D; B1700E; B1700HSD; B1700HSE; B1750D; B1750E; B1750HSTD; B1750HSTE; B20 Indust/Const; B21 Indust/Const; B2100D; B2100E; B2100HSD; B2100HSE; B2150D; B2150E; B2150HSD; B2150HSE; B2301HSD; B2320DT; B2320DTN-1; B2320DTWO; B2320HSD; B2320HSDN; B2400D; B2400E; B2400HSD; B2400HSE; B2410HSD; B2410HSDB; B2410HSE; B26 Indust/Const; B2601HSD; B2620HSD; B2630HSD; B2650HSD; B2650HSDC; B2920HSD; B3200HSD; B3200HSDWO; B4200D; B5100DP; B5100EP; B5200D; B5200E; B6100DP; B6100EP; B6100HSD; B6100HSTE; B6200D; B6200E; B6200HSD; B6200HSTE; B7100DP; B7100HSD; B7100HSTE; B7200D; B7200E; B7200HSD; B7200HSTE; B7500D; B7500DTN; B7500HSD; B7510D; B7510DN; B7510HSD; B7510HSDTR; B7610HSD; B8200DP; B8200EP; B8200HSTD; B8200HSTEP; B9200CDP; B9200DCEP; B9200HSDTOW; B9200HSTD; B9200HSTEP; BX2200D; BX22D; BX23D; BX2660D; BX2670; BX2670-1; D1005 Eng; D1105 Eng; D600 Eng; D650 Eng; D722 Eng; D750 Eng; D850 Eng; D902 Eng; D905 Eng; D950 Eng; DG972 Eng; F2000 Mower; F2100 Mower; F2100E Mower; F2260 Mower; F2560 Mower; F2560E Mower; F2680E Mower; F2690 Mower; F2690E Mower; F2880EF Mower; F2880F Mower; F3080 Mower; F3680 Mower; G1700 Mower; G1800 Mower; G1800S Mower; G1900 Mower; G1900S Mower; G2000 Mower; G2000S Mower; G3200 Mower; G4200 Mower; G4200H Mower; G5200H Mower; G5500S Generator; G6200H Mower; GL4500S Generator; GL5500S Generator; GL6500S Generator; GL6500SRV Generator; K008 Excavator; K008-3 Excavator; KH-35H; KH-51H; KH-61H; KH007H Excavator; KH36 Excavator; KH41 Excavator; KH51 Excavator; KH61 Excavator; RTV1140CPX; RTV1140CPXR; RTVX1100CR; RTVX1100CW; RTVX1120DR; RTVX1120DW; RTVX1140R; RTVX1140W; T1600H Mower; T1600HG Mower; U15 Excavator; U25S Excavator; V1100B Engine; V800B Engine; WG600B Engine; WG750B Engine; WG972 Engine; Z400B Engine; Z500 Engine; ZB600 Eng; ZD1211 Mower; ZD1211L Mower; ZD1211R Mower; ZD1211RL Mower; ZD25F Mower; ZD28 Mower; ZD28F Mower; ZD326P Mower; ZD326RP Mower; ZD326S Mower; ZD331LP Mower; ZD331P Mower; ZD331RP Mower; ZG327P; ZG327PA Mower; ZG327RP; ZG327RPA Mower</p> <p>TECH NOTES: Features: Anti-Drainback Valve, By-Pass Valve</p>		

A/C
ComponentsBrake System
ComponentsClutch,
Transmission,
PTOCooling
System
Components

Drivelines

Electrical
ComponentsEngine
Components

Filters








Front Axle
SteeringFuel System
ComponentsGauges,
Instruments,
CablesHitch,
Implement
ComponentsHydraulic,
Power SteeringManuals &
Decals

Muffler

Rear Axle
Differential








Roller Chain

Seats, Other
ComponentsSheet Metal,
GrilleTools & Shop
SuppliesWheels, Hubs,
Components

	PART NO.	DESCRIPTION	REFERENCE NO.
A/C Components	 OF2504	Lube Filter	15521-32430; 15521-32439; 16414-32430; 16414-32434; 17321-32432; 17321-32439; 70000-74035; HH164-32430
Brake System Components	FITS MODELS: GV1125Q60KTC Generator; GV312060B Generator; GV3170SW Generator; GV3190Q60 Generator; KH-60H; KH-66H; KH-90H; KH-91H; KH101 Excavator; KH151 Excavator; KH60 Excavator; KH66 Excavator; KH90 Excavator; KH91 Excavator; KJS130D Generator; KJS130DX Generator; KJS150V Generator; KJS150VX Generator; KJT210V Generator; KJT210VX Generator; KX040-4 Excavator; KX101 Excavator; KX121-2 Excavator; KX151 Excavator; KX161-2 Excavator;		
Clutch, Transmission, PTO	L2050DT; L2050F; L2250DT; L2250F; L235; L2350DT; L2350F; L2500DT; L2500F; L2501D; L2501F; L2501H; L2550DT; L2550DTGST; L2550F; L2600DT; L2600F; L2650DT; L2650DTGST; L2650DTWET; L2650F; L275; L2800DT; L2800F; L2800HST; L2850DT; L2850DTGST; L2850F; L2900DT; L2900DTGST; L2900F; L2950DT; L2950DTGST; L2950DTWET; L2950F; L3000DT; L3000F; L3010DT; L3010F; L3010GST; L3010HST; L3130DT; L3130F; L3130GST; L3130HST; L3200DT; L3200F; L3200H; L3240DT; L3240DT3; L3240F; L3240F3; L3240GST; L3240GST3; L3240HST; L3240HST3; L3240HSTC; L3240HSTC3; L3250DT; L3250F; L3300DT; L3300DTGST; L3300F; L3301DT; L3301F; L3301H; L3350DT; L3400DT; L3400F; L3400HST; L3410DT; L3410GST; L3410HST; L3430DT; L3430GST; L3430HST; L3430HSTC; L3450DT; L3450DTGST; L3450DTWET; L3450F; L35 Indust/Const; L3540GST; L3540GST3; L3540HST; L3540HST3; L3540HSTC; L3540HSTC3; L355SS; L3560DT; L3560GST; L3560HST; L3560HSTC; L3600DT; L3600DTC; L3600DTGST; L3600DTGSTC; L3650DT; L3650DTGST; L3650DTWET; L3650F; L3700SU; L3710DT; L3710DTHSTC; L3710GST; L3710HST; L3800DT; L3800F; L3800H; L3830DT; L3830F; L3830GST; L3830HST; L39 Indust/Const; L3901DT; L3901F; L3901H; L3940DT; L3940DT3; L3940GST; L3940GST3; L3940HST; L3940HST3; L3940HSTC; L3940HSTC3; L4060DT; L4060GST; L4060HST; L4060HSTC; L4200DT; L4200DTC; L4200DTGST; L4200DTGSTC; L4200F; L4200FC; L4200FGST; L4240DT; L4240DT3; L4240GST; L4240GST3; L4240HST; L4240HST3; L4240HSTC; L4240HSTC3; L4300DT; L4300F; L4310DT; L4310DTGSTC; L4310DTHSTC; L4310F; L4330DT; L4330GST; L4330HST; L4330HSTC; L4330HSTC3; L4350DT; L4400DT; L4400F; L4400H; L45 Indust/Const; L4600DT; L4600F; L4600H; L4610DTGST; L4610DTHST; L4610DTHSTC; L4630DT; L4630GST; L4630GSTC; L4630HST; L47 Indust/Const; L4701DT; L4701F; L4701H; L4740GST; L4740GST3; L4740HST; L4740HST3; L4740HSTC; L4740HSTC3; L4760GST; L4760HST; L4760HSTC; L48 Indust/Const; L4850DT; L5030GST; L5030HST; L5030HSTC; L5040GST; L5040GST3; L5060GST; L5240HST; L5240HST3; L5240HSTC; L5240HSTC3; L5450DT; L5450HST; L5460HSTC; L5740HST; L5740HST3; L5740HSTC; L5740HSTC3; L6060HST; L6060HSTC; M4030SU; M4030SUTF; M4700; M4700DT; M4800SUDF; M4800SUF; M4900; M4900C; M4900D; M4900DTC; M4900SU; M4900SUDT; M5140DT; M5140DTC; M5140F; M5140FC; M5140HD; M5140HDC; M5400; M5400DT; M5400DTN; M5640SU; M5640SUD; M5640SUD1; M5660SUH; M5660SUHD; M5700; M5700C; M5700DT; M5700DTC; M5700DTN; M5700HD; M5700HDC; M59 Indust/Const; M62 Indust/Const; M9000DTMC; M9000HDLF; MX4700DT; MX4700F; MX4700H; MX4800DT; MX4800F; MX4800H; MX5000DT; MX5000F; MX5000SU; MX5100DT; MX5100F; MX5100H; MX5200DT; MX5200F; MX5200H; MX5800H; R400B Loader; R410 Loader; R410B Loader; R420 Loader; R420S Loader; R510 Loader; R510B Loader; RTV1100CR; RTV1100CR9; RTV1100CRX; RTV1100CW; RTV1100CW9; RTV1100CWX; SQ1140-USA Generator; SQ1200-USA Generator; SQ3170-USA Generator; SQ3250-USA-SW Generator		
Drivelines	TECH NOTES: Lube filter for diesel applications.		
Electrical Components	 OF2662	Lube Filter	15101-32080; 15101-32530; 1510-32410; 70000-14631
Engine Components	FITS MODELS: L200; L260P; M4000 TECH NOTES: Lube filter for diesel applications.		
Filters	 OF2664	Lube Filter	19404-32430
Front Axle Steering	TECH NOTES: Features: Anti-Drainback Valve, Front-End Check Valve, Super High Pressure By-Pass Valve (30-45 PSID). Lube filter for diesel and gas applications.		
Fuel System Components	 OF2667	Lube Filter	70000-14646
Gauges, Instruments, Cables	TECH NOTES: Lube filter for diesel and gas applications.		
Hitch, Implement Components	 OF2668	Lube Filter	70000-14641
Hydraulic, Power Steering	TECH NOTES: Lube filter for diesel and gas applications.		
Manuals & Decals	 OF2803	Lube Filter	15192-32090; 15213-32090; 15213-32091; 15213-32430; 15246-32430; 70000-32431
Muffler	FITS MODELS: L175; L185DT; L185F; L200; L210; L225; L225DT; L225FA; L245DT; L245F; L245H; L260P; L295DT; L295F; L305DT; L305F		
Rear Axle Differential	 OF2804	Lube Filter	70000-14651
Roller Chain	TECH NOTES: Lube filter for gas applications.		
Seats, Other Components			
Sheet Metal, Grille			
Tools & Shop Supplies			
Wheels, Hubs, Components			

Replacement Filters

KUBOTA

PART NO.	DESCRIPTION	REFERENCE NO.	
 OF3101 Lube Filter	15193-32400; 15221-32430; 15402-32430; 15831-32430; 16080-32430; 70000-14692; 70000-32091; 70020-00755; HH151-32430		A/C Components
FITS MODELS: KX121-2 Excavator; KX121-3 Excavator; KX121-3S Excavator; KX121-3ST Excavator; KX161-3 Excavator; KX161-3ST Excavator; M4000; M4030; M4030DT; M4030SU; M4500; M4500DT; M4950; M4950DT; R520S Loader; U35-4 Excavator; U45S Excavator; U45ST Excavator; V2203 Eng TECH NOTES: Features: Anti-Drainback Valve, By-Pass Valve. Lube filter for diesel and gas applications.			Brake System Components
 OF3103 Lube Filter			Clutch, Transmission, PTO
TECH NOTES: Features: 20 PSID By-Pass Valve. Lube filter for diesel and gas applications.			Cooling System Components
 OF3761 Lube Filter	15853-32430; 15853-32435; 15853-32437; 15853-32439; 15853-99170; 15853-99179; HH150-32430; KB-HH150-32430		Drivelines
FITS MODELS: B7300HSD; B7400HSD; B7410D; BX1500D; BX1800D; BX1830D; BX1850D; BX1860; BX1870; BX1870-1; BX1880; BX2230D; BX2350D; BX2360; BX2370; BX2370-1; BX2380; BX23S; BX24D; BX25; BX25DLB; BX25DLB-1; G1700 Mower; G1800 Mower; G1800S Mower; G1900 Mower; G1900HST Mower; G1900S Mower; G2000S Mower; G2160 Mower; G2460G Mower; GF1800 Mower; GF1800E Mower; GR2100 Mower; GR2110 Mower; GR2120 Mower; GR2120B Mower; KX018-4 Excavator; KX41-3 Excavator; RTV400; RTV400Ci-A; RTV400Ci-H; RTV400CiR-A; RTV400CiR-H; RTV500AH; RTV500RAH; RTV900G; RTV900G6; RTV900G9; RTV900R6; RTV900RSD; RTV900RSDL; RTV900T; RTV900T2; RTV900T5H; RTV900T6; RTV900T9; RTV900W; RTV900W6; RTV900W6SE; RTV900W8SE; RTV900W9; RTV900W9SE; RTV900XTG; RTV900XTR; RTV900XTS; RTV900XTT; RTV900XTW; RTVX900G; RTVX900R; RTVX900W; T1600 Mower; T1600H Mower; T1600HG Mower; T1810 Mower; TG1860 Mower; U17 Excavator; Z482E Engine; ZD1011 Mower; ZD1021 Mower; ZD18 Mower; ZD18F Mower; ZD21 Mower; ZD21F Mower; ZD221 Mower; ZD321 Mower; ZD321N Mower; ZD323 Mower; ZG222 Mower; ZG222A Mower; ZG222S Mower; ZG222SA Mower; ZG227 Mower; ZG227A Mower; ZG227L Mower; ZG227LA Mower; ZG332LP Mower; ZG332P Mower; ZP330LP Mower; ZP330P Mower TECH NOTES: Features: Anti-Drainback Valve, By-Pass Valve			Electrical Components
 OF3768 Lube Filter	70000-14643		Engine Components
TECH NOTES: Dimensions: ID: 1.65" / 41.8mm, OD: 3.37" / 85.5mm, HEIGHT: 6.46" / 164mm			Filters
 OF3770 Lube Filter	70000-14642		Front Axle Steering
TECH NOTES: Dimensions: ID: 1.06" / 26.9mm, OD: 3.48" / 88.4mm, Length: 4.11" / 104.4mm Lube filter for gas applications.			Fuel System Components
 OF5200 Lube Filter	12499-32430		Gauges, Instruments, Cables
FITS MODELS: F1900 Mower; Kawasaki 17 hp Eng; T1770 Mower; T1870 Mower			Hitch, Implement Components
 OF7702 Lube Filter	70000-14653		Hydraulic, Power Steering
TECH NOTES: Lube filter for diesel and gas applications.			Manuals & Decals
 OF7706 Lube Filter	15152-32090; 15212-32090; 15213-32090; 15213-32091; 70000-32431		Muffler
FITS MODELS: L175; L185DT; L185F; L210; L225; L225DT; L245DT; L245F; L245H; L260P; L295DT; L295F; L305DT; L305F TECH NOTES: Lube filter for gas applications.			Rear Axle Differential
			Roller Chain
			Seats, Other Components
			Sheet Metal, Grille
			Tools & Shop Supplies
			Wheels, Hubs, Components

KUBOTA**Replacement Front Axle Steering**

	PART NO.	DESCRIPTION	REFERENCE NO.
A/C Components	1904-0008	Axial Joint	3A121-62980
Brake System Components		FITS MODELS: L48 Indust/Const; M4700DT; M4800SUDF; M4900DT; M4900DTC; M4900SUDT; M5-091HD; M5-091HD12; M5-091HDC; M5-091HDC12; M5-111HD; M5-111HD12; M5-111HDC; M5-111HDC12; M5-111HDC24; M5040DT; M5040DT1; M5040DTC; M5040DTC1; M5040HD; M5040HD1; M5040HDC; M5040HDC1; M5140DT; M5140DTC; M5140HD; M5140HDC; M5400DT; M5640SUD; M5640SUD1; M5660SUHD; M5700DT; M5700DTC; M5700HD; M5700HDC; M59 Indust/Const; M5L-111; M6040DT; M6040DT1; M6040DTC; M6040DTC1; M6040HD; M6040HD1; M6040HDC; M6040HDC1; M6060HD; M6060HDC; M62 Indust/Const; M6800DT; M6800HD; M6800HDC; M6800SDT; M6800SDTC; M7040DT; M7040DT1; M7040DTC; M7040DTC1; M7040HD; M7040HD1; M7040HDC; M7040HDC1; M7040HDCLTD; M7040SUD; M7040SUHD; M7060HD; M7060HD12; M7060HDC; M7060HDC12; M8200DT; M8200DTC; M8200HD; M8200HDC; M8540DT; M8540DT1; M8540DTC; M8540DTC1; M8540HD; M8540HD1; M8540HD12; M8540HD121; M8540HDC; M8540HDC1; M8540HDC12; M8540HDC121; M8560HD12; M8560HDC; M8560HDC12; M9000DT; M9000DTC; M9000DTL; M9000DTM; M9000DTMC; M9000HD; M9000HDC; M9000HDLF; M9540DT; M9540DT1; M9540DTC; M9540DTC1; M9540HD; M9540HD1; M9540HD12; M9540HD121; M9540HDC; M9540HDC1; M9540HDC12; M9540HDC121; M9540HDC241; M9540HDCLTD; M9540HDL; M9540HDL1; M9540HDL1S; M9960HD; M9960HD12; M9960HDC; M9960HDC12; M9960HDC24; M9960HDL; M9960HDLNS	
Clutch, Transmission, PTO		TECH NOTES: LOA: 7.187" (182.55mm), OD1: 0.861" (21.86mm), OD2: 0.783" (19.88mm)	
Cooling System Components	1904-0009	Axial Joint	3A151-62980
Drivelines		FITS MODELS: M110FC; M120FC; M4700; M5-091HF; M5-091HFC; M5-111HF; M5-111HFC; M5400; M8200; M8200C; M8540F; M8540F1; M8540FC; M8540FC1; M8560HF; M8560HFC; M9000; M9000C; M9540F; M9540F1; M9540FC; M9540FC1; M9540HFL; M9540HFL1; M9540HFL1S; M9960HF; M9960HFC	
Electrical Components		TECH NOTES: LOA: 8.00" (203.20mm), OD1: 0.858" (21.80mm), OD2: 0.806" (20.48mm) w/ 2 notches	
Engine Components	1904-0012	Axial Joint	K1253-01640; K1253-01650; K1253-01660; K1253-01670; K1253-16600; K1253-16602; K1253-16603; K2561-01630; K2561-01632; K2561-01633; K2561-01640; K2561-01650; K2561-16610; K2561-16613
Filters		FITS MODELS: B2301HSD; B26 Indust/Const; B2601HSD; B2630HSD; B2650HSD; B3000HSDC; B3000HSDCC; B3030HSD; B3030HSDC; BX1500D; BX1800D; BX1830D; BX1850D; BX1860; BX1870; BX1870-1; BX1880; BX2200D; BX2230D; BX22D; BX2350D; BX2360; BX2370; BX2370-1; BX2380; BX23D; BX24D; BX25; BX25DLB; BX25DLB-1; BX2660D; BX2670; BX2670-1; GR2000G Mower; GR2010G Mower; GR2010GAB Mower; GR2020G Mower; GR2020GB Mower; GR2100 Mower; GR2110 Mower; GR2120 Mower; GR2120B Mower	
Front Axle Steering		TECH NOTES: LOA: 4.230" (107.44mm), OD1: 0.545" (13.84mm), OD2: 0.544" (13.83mm)	
Fuel System Components	1904-0015	Axial Joint	35080-44660; 35080-44662
Gauges, Instruments, Cables		FITS MODELS: L2650DT; L2650DTGST; L2650DTWET; L2950DT; L2950DTGST; L2950DTWET; L3130DT; L3130GST; L3130HST; L3240DT; L3240DT3; L3240GST; L3240GST3; L3240HST; L3240HST3; L3240HSTC; L3240HSTC3; L3430DT; L3430GST; L3430HST; L3430HSTC; L3450DT; L3450DTGST; L3450DTWET; L3540GST; L3540GST3; L3540HST; L3540HST3; L3540HSTC; L3540HSTC3; L3560DT; L3560GST; L3560HST; L3560HSTC; L3650DT; L3650DTGST; L3650DTWET; L3830DT; L3830GST; L3830HST; L39 Indust/Const; L3940DT; L3940DT3; L3940GST; L3940GST3; L3940HST; L3940HST3; L3940HSTC; L3940HSTC3; L4060DT; L4060GST; L4060HST; L4060HSTC; L4240DT; L4240GST; L4240HST; L4240HSTC; L4330DT; L4330GST; L4330HST; L4330HSTC; L4400DT; L4400H; L4610DTGST; L4610DTHST; L4610DTHSTC; L4630DT; L4630GST; L4630GSTC; L4630HST; L4740GST; L4740HST; L4740HSTC; L5030GST; L5030HST; L5030HSTC; L5040GST; L5240HST; L5240HSTC; L5740HST; L5740HSTC; M4700DT; M5400DT; M5400DTN; M5700DTN; MX4700DT; MX4700H; MX5000DT; MX5100DT; MX5100H	
Hitch, Implement Components		TECH NOTES: LOA: 6.250" (158.75mm), OD1: 0.703" (17.85mm), OD2: 0.781" (19.85mm)	
Hydraulic, Power Steering	1904-0016	Axial Joint	35533-62980
Manuals & Decals		FITS MODELS: M100GXDT; M100XDT; M105SDS; M105SDSL; M105SDTC; M105SHD; M105XDT; M108SDS2; M108SDSC; M108SDSC2; M108SDSL; M108SDSL2; M108SDSL2S; M108SDSL3; M108SHD; M108SHDC; M108SHDC2; M108SSDS; M108XDT; M110DT; M110GXDT; M110XDT; M120DT; M125XDT; M126XDT; M126XDTPC; M135XDT; M135XDTSC; M4030DT; M4950DTS; M5030DT; M5030SUMDT; M5950DTS; M6-101DTC; M6-111DTC; M6030DT; M6030DTN; M6030DTNB; M6950DTS; M6970DT; M7030DT; M7030SUDT; M7580DT; M7580DTC; M7950DT-Mudder; M7950DTS; M7970DT; M8030DT; M8580DT; M8580DTC; M8950DT; M8950DTS; M8970DT; M9580DT; M9580DTC; M95SDS; M95SDTC; M95XDT; M96SDS; M96SDSC; M96SHDM	
Rear Axle Differential		TECH NOTES: LOA: 7.00" (177.80mm), OD1: 0.939" (23.85mm), OD2: 0.781" (19.83mm)	
Roller Chain	1904-0017	Axial Joint	3A011-62980
Seats, Other Components		FITS MODELS: L3130F; L3240F; L3240F3; L3830F; L4400F; L4600F; M4700; M4800SUF; M4900; M4900C; M4900SU; M5040F; M5040F1; M5040FC; M5040FC1; M5140F; M5140FC; M5400; M5640SU; M5660SUH; M5700; M5700C; M6040F; M6040F1; M6040FC; M6040FC1; M6060HFC; M6800; M6800S; M6800SC; M7040F; M7040F1; M7040FC; M7040FC1; M7040SU; M7040SUH; M7060HFC; MX4700F; MX4800F; MX5100F; MX5200F	
Sheet Metal, Grille		TECH NOTES: LOA: 7.00" (177.80mm), OD1: 0.703" (17.85mm), OD2: 0.809" (20.55mm) W/ 2 notches	
Tools & Shop Supplies			
Wheels, Hubs, Components			

Replacement Front Axle Steering

KUBOTA

PART NO.	DESCRIPTION	REFERENCE NO.
 1904-1000	Bearing	08101-06910
<p>FITS MODELS: B21 Indust/Const; B2320DTN-1; B2320HSD; B2620HSD; B2710HSD; B2910HSD; B2920HSD; B3200HSD; B3200HSDWO; B7400HSD; B7410D; B7500D; B7500DTN; B7500HSD; B7510D; B7510DN; B7510HSD; B7510HSDTR; B7610HSD; B7800HSD; BX1800D; BX1830D; BX2200D; BX2230D; BX22D; BX2350D; BX2360; BX23D; BX24D; BX25; BX2660D; M8540DT; M8540DT1; M8540DTC; M8540DTC1; M8540F; M8540F1; M8540FC; M8540FC1; M8950DT; M8950DTC; M8950DTS; M9540DT; M9540DT1; M9540DTC; M9540DTC1; M9540F; M9540F1; M9540FC; M9540FC1</p>		
 1904-1001	Bearing	1G772-51760
<p>FITS MODELS: B2320DT; B2320DTN-1; B2320DTWO; B2320HSD; B2320HSDN; B2620HSD; B2920HSD; B3300SUHSD; BX1880; BX2360; BX2370; BX2370-1; BX2380; BX23S; BX25; BX25DLB; BX25DLB-1; BX2660D; BX2670; BX2670-1; KX057-4 Excavator; KX080-3T Excavator; M5040DT; M5040DT1; M5040DTC; M5040DTC1; M5040F; M5040F1; M5040FC; M5040FC1; M5040HD; M5040HD1; M5040HDC; M5040HDC1; M6040DT; M6040DT1; M6040DTC; M6040DTC1; M6040F; M6040F1; M6040FC; M6040FC1; M6040HD; M6040HDC; M6040HDC1; M6040HDB; M6040HDB1; M7040DT; M7040DTC; M7040DTC1; M7040F; M7040F1; M7040FC; M7040FC1; M7040HD; M7040HD1; M7040HDC; M7040HDC1; M7040HDCLTD; M7040HDNB; M7040HDNB1; M7040HDNBC; M7040SU; M7040SUD; M7040SUH; M7040SUHD; M8540DT; M8540DT1; M8540DTC; M8540DTC1; M8540F; M8540F1; M8540FC; M8540FC1; M9540DT; M9540DT1; M9540DTC; M9540DTC1; M9540F; M9540F1; M9540FC; M9540FC1; SVL75 Compact Track Loader; SVL75C Compact Track Loader; U55 Excavator</p>		
 1904-1003	Bearing	35533-43470
<p>FITS MODELS: M100GXDT; M100XDT; M105SDS; M105SDSF; M105SDSL; M105SDSL2; M105SDSL2S; M105SDSL3; M105SH; M105SHD; M105XDTC; M108SDS2; M108SDSC; M108SDSC2; M108SDSF; M108SDSL; M108SDSL2; M108SDSL2S; M108SDSL3; M108SH; M108SHD; M108SHDC; M108SHDC2; M108SSDS; M108XDTC; M110DTC; M110GXDT; M110XDT; M4030DT; M4950DTS; M5030DT; M5030SUMDT; M6-101DTC; M6-111DTC; M6030DT; M6030DTN; M6030DTNB; M6800DT; M6800HD; M6800HDC; M6800SDTC; M6H-101SHD; M6L-111SDS; M6L-111SDS2; M6S-111SDS2; M6S-111SDSC; M6S-111SDSC2; M6S-111SDS2; M6S-111SHD; M6S-111SHDC; M6S-111SHDC2; M7030DTNB; M7030SUDT; M8200DT; M8200DTC; M8200HD; M8200HDC; M9000DT; M9000DTC; M9000DTL; M9000DTM; M9000DTMC; M9000HD; M9000HDC; M9000HDLF; M95SDS; M95SDTC; M95XDTC; M96SDS; M96SDSC; M96SHDM</p> <p>TECH NOTES: OD 3.937", ID 1.77" and Thickness .985"</p>		
 1904-1004	Bearing	3C011-43360
<p>FITS MODELS: M4N-071HD12; M4N-071HDC12; M4N-071HDRC12; M5040DT; M5040DT1; M5040DTC; M5040DTC1; M5040HD; M5040HD1; M5040HDC; M5040HDC1; M5140DT; M5140DTC; M5140HD; M5140HDC; M5660SUHD; M59 Indust/Const; M5N-091HD12; M5N-091HD24; M5N-091HDC12; M5N-091HDC12PC; M5N-091HDC24; M5N-091HDRC12; M5N-091HDRC24; M5N-111HD12; M5N-111HD24; M5N-111HDC12; M5N-111HDC24; M5N-111HDRC12; M5N-111HDRC24; M6040DT; M6040DTC; M6040DTC1; M6040HD; M6040HD1; M6040HDC; M6040HDC1; M6040HDNB; M6040HDNB1; M6060HD; M6060HDC; M62 Indust/Const; M7040DT; M7040DT1; M7040DTC; M7040DTC1; M7040HD; M7040HD1; M7040HDC; M7040HDC1; M7040HDCLTD; M7040HDNB; M7040HDNB1; M7040HDNBC; M7040SU; M7040SUHD; M7060HD; M7060HD12; M7060HDC; M7060HDC12; M8540HDNB; M8540HDNB1; M8540HDNBC; M8540HDNBC10; M8540HDNBCPC</p>		
 1904-1005	Bearing	3C011-43470
<p>FITS MODELS: M5040DT; M5040DT1; M5040DTC; M5040DTC1; M5040HD; M5040HD1; M5040HDC; M5040HDC1; M5140DT; M5140DTC; M5140HD; M5140HDC; M5660SUHD; M59 Indust/Const; M6040DT; M6040DT1; M6040DTC; M6040DTC1; M6040HD; M6040HD1; M6040HDC; M6040HDC1; M6040HDNB; M6040HDNB1; M6060HD; M6060HDC; M62 Indust/Const; M7040DT; M7040DT1; M7040DTC; M7040DTC1; M7040HD; M7040HD1; M7040HDC; M7040HDC1; M7040HDCLTD; M7040HDNB; M7040HDNB1; M7040HDNBC; M7040SU; M7040SUHD; M7060HD; M7060HD12; M7060HDC; M7060HDC12; M8540HDNB; M8540HDNB1; M8540HDNBC; M8540HDNBC10; M8540HDNBCPC</p>		
 1904-1007	Bearing	TA140-13140
<p>FITS MODELS: L2800DT; L2800HST; L2900DT; L2900DTGST; L3010DT; L3010GST; L3010HST; L3130DT; L3130GST; L3130HST; L3240DT; L3240DT3; L3240GST; L3240GST3; L3240HST; L3240HST3; L3240HSTC; L3240HSTC3; L3300DT; L3300DTGST; L3301DT; L3301H; L3400DT; L3400HST; L3410DT; L3410GST; L3410HST; L3430DT; L3430GST; L3430HST; L3430HSTC; L3540GST; L3540GST3; L3540HST; L3540HST3; L3540HSTC; L3540HSTC3; L3560DT; L3560GST; L3560HST; L3560HSTC; L3600DT; L3600DTC; L3600DTGST; L3600DTGSTC; L3700SU; L3710DT; L3710DTHSTC; L3830DT; L3830GST; L3830HST; L39 Indust/Const; L3901DT; L3901H; L3940DT; L3940DT3; L3940GST; L3940GST3; L3940HST; L3940HST3; L3940HSTC; L3940HSTC3; L4060DT; L4060GST; L4060HST; L4060HSTC; L4200DT; L4200DTC; L4200DTGST; L4200DTGSTC; L4300DT; L4310DT; L4310DTGSTC; L4310DTHSTC; L4400DT; L4400H; L4600DT; L4600H; L4701DT; L4701H</p>		

A/C
ComponentsBrake System
ComponentsClutch,
Transmission,
PTOCooling
System
Components

Drivelines

Electrical
ComponentsEngine
Components

Filters










Front Axle
SteeringFuel System
ComponentsGauges,
Instruments,
CablesHitch,
Implement
ComponentsHydraulic,
Power SteeringManuals &
Decals

Muffler

Rear Axle
Differential








Roller Chain

Seats, Other
ComponentsSheet Metal,
GrilleTools & Shop
SuppliesWheels, Hubs,
Components

	PART NO.	DESCRIPTION	REFERENCE NO.
A/C Components		1904-4450 Steering Gear Assembly	34150-16100; 34159-16090; 34159-16091; 34209-16100; 34350-16102; 35240-16100; 35240-16102; H3520-99100
Brake System Components	FITS MODELS: L175; L185DT; L185F; L225; L225DT; L245DT; L245F; L245H TECH NOTES: Steering Gear Assembly with drop down arm.		
Clutch, Transmission, PTO		1904-0100 Tie Rod	TC220-12400
Cooling System Components	FITS MODELS: L2800F; L3200F; L3301F; L3400F; L3800F; L3901F TECH NOTES: Left tie rod, LOA: 21.00" (533.40MM)		
Drivelines		1904-0101 Tie Rod	TC220-13700
Electrical Components	FITS MODELS: L2800DT; L2800HST; L3400DT; L3410DT; L3410HST; L3700SU TECH NOTES: Left tie rod, LOA: 21.50" (546.10MM)		
Engine Components		1904-0102 Tie Rod	TC220-12500
Filters	FITS MODELS: L2800F; L3200F; L3301F; L3400F; L3800F; L3901F TECH NOTES: Right tie rod, LOA: 20.50" (520.70MM)		
Front Axle Steering		1904-0103 Tie Rod	TC220-13740; TC420-13740
Fuel System Components	FITS MODELS: L2501D; L2501H; L2800DT; L2800HST; L3200DT; L3200H; L3301DT; L3301H; L3400DT; L3400HST; L3700SU; L3800DT; L3800H; L3901DT; L3901H TECH NOTES: Right tie rod, LOA: 21.50" (546.10MM)		
Gauges, Instruments, Cables		1904-0104 Tie Rod	6C070-57710
Hitch, Implement Components	FITS MODELS: B2710HSD; B2910HSD; B3200HSD; B3200HSDWO; B7800HSD TECH NOTES: Drag Link, LOA: 29.50" (749.30MM)		
Hydraulic, Power Steering		1904-0105 Tie Rod	6C140-57710; 6C140-57712; 6C300-57760
Manuals & Decals	FITS MODELS: B2320DT; B2320DTN-1; B2320DTWO; B2320HSD; B2320HSDN; B2410HSD; B2410HSDB; B2410HSE; B2620HSD; B2920HSD; B7400HSD; B7410D; B7500D; B7500DTN; B7500HSD; B7510D; B7510DN; B7510HSD; B7510HSDTR; B7610HSD TECH NOTES: Drag Link, LOA: 25.50" (647.70MM)		
Muffler		1904-0106 Tie Rod	32430-12450
Rear Axle Differential	FITS MODELS: L2850F; L3250F; L3450F; L3650F; L4200F; L4200FC; L4200FGST; L4300F; L4310F; MX5000F; MX5000SU TECH NOTES: CtC: 19.00" (482.60mm)		
Roller Chain		1904-0107 Tie Rod	6C120-56490; 6C516-56420
Seats, Other Components	FITS MODELS: B2320DTN-1; B7500DTN; B7510DN TECH NOTES: CtC: 20.50" (520.70)		
Sheet Metal, Grille	FITS MODELS: B2320DTN-1; B7500DTN; B7510DN TECH NOTES: CtC: 20.50" (520.70)		
Tools & Shop Supplies	FITS MODELS: B2320DTN-1; B7500DTN; B7510DN TECH NOTES: CtC: 20.50" (520.70)		
Wheels, Hubs, Components	FITS MODELS: B2320DTN-1; B7500DTN; B7510DN TECH NOTES: CtC: 20.50" (520.70)		

Replacement Front Axle Steering

KUBOTA

PART NO.	DESCRIPTION	REFERENCE NO.
 1904-0108	Tie Rod	6A320-56422; 6C120-56420
<p>FITS MODELS: B2320DT; B2320DTN-1; B2320DTWO; B2320HSD; B2320HSDN; B2620HSD; B2920HSD; B7400HSD; B7410D; B7500D; B7500HSD; B7510D; B7510HSD; B7510HSDTR; B7610HSD</p> <p>TECH NOTES: Ctc: 23.50" (596.90mm)</p>		
 1904-0000	Tie Rod End	35523-62920
<p>FITS MODELS: M105SC; M105SDSF; M105SH; M108SDSF; M108SH; M108SHC; M110FC; M120FC; M4030; M4030SU; M4030SUTF; M5-091HF; M5-091HFC; M5-111HF; M5-111HFC; M5030; M5030SU; M6030; M6S-111SHC; M6S-111SHF; M7030; M7030N; M7030SU; M8030; M8200; M8200C; M8540F; M8540F1; M8540FC; M8540FC1; M8560HF; M8560HFC; M9000; M9000C; M9540F; M9540F1; M9540FC; M9540FC1; M9540HFL; M9540HFL1; M9540HFL1S; M95SH; M96SH; M9960HF; M9960HFC</p> <p>TECH NOTES: LOA: 3.55" (90.17MM), OD: .779" (19.78MM), M20 X 1.5 RH male thread.</p>		
 1904-0001	Tie Rod End	35533-62920
<p>FITS MODELS: M4030DT; M4950DTS; M5030DT; M5030SUMDT; M5950DTS; M6030DT; M6800DT; M6800HD; M6800HDC; M6800SDT; M6800SDTC; M6950DTS; M7030DT; M7030SUDT; M8030DT; M8200DT; M8200DTC; M8200HD; M8200HDC; M9000DTL</p> <p>TECH NOTES: Ctc: 7.00" (177.80mm), ID: 0.723" (18.36mm) threaded, OD: 1.08" (27.43mm)</p>		
 1904-0002	Tie Rod End	32150-12600; 32150-12601; 32150-12602; 34160-12600; 34670-44780; 38440-44780; 38440-44782; 38440-44870; H3840-44700
<p>FITS MODELS: B1700E; B1700HSE; B20 Indust/Const; B21 Indust/Const; B2100E; B2100HSE; B2150D; B2150E; B2150HSD; B2150HSE; B2400E; B2400HSE; B2410HSE; B8200DP; B8200EP; B8200HSTDP; B8200HSTEP; B9185; B9200DCDP; B9200DCEP; B9200HSDTOW; B9200HSTDP; B9200HSTEP; L185DT; L185F; L200; L2050DT; L2050F; L210; L2250DT; L2250F; L225DT; L225FA; L235; L2350DT; L2350F; L245DT; L245F; L245H; L2500DT; L2500F; L2550DT; L2550DTGST; L2550F; L2550TOW; L2600DT; L2600F; L260P; L2650DT; L2650DTWET; L2650F; L275; L2850DT; L2850DTGST; L2850F; L285P; L285WP; L2900F; L2950DT; L2950DTWET; L2950F; L295F; L3000DT; L3000F; L3010F; L3130F; L3240F; L3240F3; L3250DT; L3250F; L3300F; L3450DT; L3450DTWET; L3450F; L3650DT; L3650DTGST; L3650DTWET; L3650F; L3830F; L4200F; L4200FC; L4200FGST; L4300F; L4310F; L4400F; L4600F; MX4700F; MX4800F; MX5000F; MX5000SU; MX5100F; MX5200F</p> <p>TECH NOTES: LOA: 3.50" (88.90MM), OD: .634" (16.10MM), M16 X 1.5 RH male thread</p>		
 1904-0004	Tie Rod End	3A011-62920; 3A011-62922
<p>FITS MODELS: M4700; M4800SUF; M4900; M4900C; M4900SU; M5040F; M5040F1; M5040FC; M5040FC1; M5140F; M5140FC; M5400; M5640SU; M5660SUH; M5700; M5700C; M6040F; M6040F1; M6040FC; M6040FC1; M6060HFC; M6800; M6800S; M6800SC; M7040F; M7040F1; M7040FC; M7040FC1; M7040SU; M7040SUH; M7060HFC</p> <p>TECH NOTES: LOA: 3.50" (88.90MM), OD: .785" (19.94MM), M20 X 1.5 RH THREAD</p>		
 1904-0005	Tie Rod End	3A161-62920
<p>FITS MODELS: M100GXDT; M100XDT; M105SDS; M105SDSL; M105SDTC; M105SHD; M105XDTC; M108SDS2; M108SDSL; M108SDSL2; M108SDSL2S; M108SDSL; M108SHD; M108SHDC; M108SSDS; M108XDTC; M110DTC; M110GXDT; M110XDTC; M6-101DTC; M6-111DTC; M6H-101SHD; M6L-111SDS; M6L-111SDS2; M6S-111SDSC; M6S-111SDSC2; M6S-111SHDC; M6S-111SHDC2; M9000DT; M9000DTC; M9000DTM; M9000DTMC; M9000HD; M9000HDC; M9000HDLF; M95SDS; M95SDTC; M95XDTC; M96SDS; M96SDSC; M96SHDM</p> <p>TECH NOTES: LOA: 9.44" (239.78MM), OD: 1.08" (27.43MM), ID: 0.723" (18.36MM).</p>		
 1904-0006	Tie Rod End	32430-12410; 32430-12412
<p>FITS MODELS: L2550F; L2550TOW; L2650F; L2850F; L2900F; L2950F; L3010F; L3250F; L3300F; L3450F; L3650F; L4200F; L4200FC; L4200FGST; L4300F; L4310F; MX5000F; MX5000SU</p> <p>TECH NOTES: LOA: 11.25" (285.75MM), OD: 0.81" (20.57MM), solid shaft w/ 4 notches.</p>		

A/C
ComponentsBrake System
ComponentsClutch,
Transmission,
PTOCooling
System
Components

Drivelines

Electrical
ComponentsEngine
Components

Filters

Front Axle
SteeringFuel System
ComponentsGauges,
Instruments,
CablesHitch,
Implement
ComponentsHydraulic,
Power SteeringManuals &
Decals

Muffler





Rear Axle
Differential

Roller Chain

Seats, Other
ComponentsSheet Metal,
GrilleTools & Shop
SuppliesWheels, Hubs,
Components

	PART NO.	DESCRIPTION	REFERENCE NO.
A/C Components		Tie Rod End	3C011-62920
Brake System Components			
Clutch, Transmission, PTO	<p>FITS MODELS: M5040DT; M5040DT1; M5040DTC; M5040DTC1; M5040HD; M5040HD1; M5040HDC; M5040HDC1; M5140DT; M5140DTC; M5140HD; M5140HDC; M6040DT; M6040DT1; M6040DTC; M6040DTC1; M6040HD; M6040HD1; M6040HDC; M6040HDC1; M6060HD; M6060HDC; M7040DT; M7040DT1; M7040DTC; M7040DTC1; M7040HD; M7040HD1; M7040HDC; M7040HDC1; M7040HDC1CLTD; M7040SUD; M7040SUHD; M7060HD; M7060HD12; M7060HDC; M7060H-DC12</p> <p>TECH NOTES: LOA: 7.88"(200.15MM), OD: 1.08"(27.43MM), ID: 0.711"(18.06MM).</p>		
Cooling System Components		Tie Rod End	TA150-13710
Drivelines			
Electrical Components	<p>FITS MODELS: L4240DT; L4240GST; L4240HST; L4240HSTC; L4330DT; L4330GST; L4330HST; L4330HSTC; L4610DTGST; L4610DTHST; L4610DTHSTC; L4630DT; L4630GST; L4630GSTC; L4630HST; L4740GST; L4740HST; L4740HSTC; L5030GST; L5030HST; L5030HSTC; L5040GST; L5240HST; L5240HSTC; L5740HST; L5740HSTC; MX4700DT; MX4700H; MX5000DT; MX5100DT; MX5100H</p> <p>TECH NOTES: LOA: 4.00" (101.60mm), ID: 0.729" (18.53mm)</p>		
Engine Components		Tie Rod End	TD030-13710
Filters			
Front Axle Steering	<p>FITS MODELS: L3130DT; L3130GST; L3130HST; L3240DT; L3240DT3; L3240GST; L3240GST3; L3240HST; L3240HST3; L3240HSTC; L3240HSTC3; L3430DT; L3430GST; L3430HST; L3430HSTC; L3540GST; L3540GST3; L3540HST; L3540HST3; L3540HSTC; L3540HSTC3; L3560GST; L3560HST; L3560HSTC; L3830DT; L3830GST; L3830HST; L39 Indust/Const; L3940DT; L3940DT3; L3940GST; L3940GST3; L3940HST; L3940HST3; L3940HSTC; L3940HSTC3; L4060DT; L4060GST; L4060HST; L4060HSTC; L4400DT; L4400H</p> <p>TECH NOTES: LOA: 3.625" (92.07mm), ID: 0.729" (18.53mm)</p>		
Fuel System Components		Tie Rod End	K2561-01650
Gauges, Instruments, Cables			
Hitch, Implement Components	<p>FITS MODELS: BX1500D; BX1800D; BX1830D; BX1850D; BX1860; BX2200D; BX2230D; BX22D; BX2350D; BX2360; BX23D; BX24D; BX25; BX2660D</p> <p>TECH NOTES: LOA: 2.250" (57.15mm), ID: 4.94" (12.55mm)</p>		
Hydraulic, Power Steering		Tie Rod End	K1253-01630; K1253-01640; K1253-01650; K1253-01660; K1253-01670; K1253-16600; K1253-16602; K1253-16603; K2561-01630; K2561-01640; K2561-16610; K2561-16613
Manuals & Decals			
Muffler	<p>FITS MODELS: BX1860; BX1870; BX1870-1; BX1880; BX2360; BX2370; BX2370-1; BX2380; BX23S; BX25; BX25DLB; BX25DLB-1; BX2660D; BX2670; BX2670-1; BX2680; GR2000G Mower; GR2010G Mower; GR2010GAB Mower; GR2020G Mower; GR2020G-2 Mower; GR2020G-3 Mower; GR2020GB Mower; GR2020GB-2 Mower; GR2020GB-3 Mower; GR2100 Mower; GR2110 Mower; GR2120 Mower; GR2120-2 Mower; GR2120B Mower; GR2120B-2 Mower</p> <p>TECH NOTES: Axial joint w/ tie rod end</p>		
Rear Axle Differential		Tie Rod End	TD030-13700
Roller Chain			
Seats, Other Components	<p>FITS MODELS: L3130DT; L3130GST; L3130HST; L3240DT; L3240DT3; L3240GST; L3240GST3; L3240HST; L3240HST3; L3240HSTC; L3240HSTC3; L3430DT; L3430GST; L3430HST; L3430HSTC; L3540GST; L3540GST3; L3540HST; L3540HST3; L3540HSTC; L3540HSTC3; L3560GST; L3560HST; L3560HSTC; L3830DT; L3830GST; L3830HST; L39 Indust/Const; L3940DT; L3940DT3; L3940GST; L3940GST3; L3940HST; L3940HST3; L3940HSTC; L3940HSTC3; L4060DT; L4060GST; L4060HST; L4060HSTC; L4400DT; L4400H</p> <p>TECH NOTES: LOA: 6.00" (152.40mm), OD1: 0.698" (17.72mm), OD2: 0.776" (19.70mm)</p>		
Sheet Metal, Grille		Tie Rod End	32580-44770
Tools & Shop Supplies			
Wheels, Hubs, Components	<p>FITS MODELS: L2800DT; L2800HST; L2900DT; L2900DTGST; L3010DT; L3010GST; L3010HST; L3300DT; L3300DTGST; L3400DT; L3400HST; L3410DT; L3410GST; L3410HST; L3600DT; L3600DTC; L3600DTGST; L3600DTGSTC; L3700SU; L3710DT; L3710DTGST; L3710DTHST; L3710DTHSTC; L3750; L3750DT; L4150; L4150DT; L4200DT; L4200DTC; L4200DTGST; L4200DTGSTC; L4300DT; L4310DT; L4310DTGST; L4310DTGSTC; L4310DTHST; L4310DTHSTC; L5450DT</p> <p>TECH NOTES: CtE: 3.38" (85.85mm), OD: .475" (12.05mm)</p>		

Replacement **Front Axle Steering****KUBOTA**

	PART NO.	DESCRIPTION	REFERENCE NO.
	1904-0020	Tie Rod End	6C200-57410; 6C200-57412; 6C200-57420; 6C430-57410
<p>FITS MODELS: B26 Indust/Const; B2630HSD; B2650HSD; B2650HSDC; B3000HSDC; B3000HSDCC; B3030HSD; B3030HSDC; B3030HSDCC; B3350HSD; B3350HSDC; B3350SUHSD</p> <p>TECH NOTES: LOA: 4.25" (107.95mm), OD1: 0.547" (13.90mm), OD2: 0.543" (13.80mm)</p>			
	1904-0021	Tie Rod End	67121-56520; 67950-56520
<p>FITS MODELS: B1550D; B1550E; B1550HSTD; B1550HSTE; B1700D; B1700HSD; B1750D; B1750E; B1750HSTD; B1750HSTE; B2100D; B2100HSD; B2400D; B2400HSD; B2410HSD; B2410HSDDB; B2710HSD; B2910HSD; B3200HSD; B3200HSDWO; B3300SUHSD; B4200D; B5200D; B5200E; B6100HSTE; B6200D; B6200E; B6200HSTD; B6200HSTE; B7100HSTD; B7100HSTE; B7200D; B7200E; B7200HSTD; B7200HSTE; B7300HSD; B7800HSD; F2000 Mower</p> <p>TECH NOTES: Cte: 3.00" (76.20mm), OD: .475" (12.05mm) M12 X 1.5 LH Thread</p>			
	1904-0022	Tie Rod End	67121-56530; 67950-56530
<p>FITS MODELS: B1550D; B1550E; B1550HSTD; B1550HSTE; B1700D; B1700HSD; B1750D; B1750E; B1750HSTD; B1750HSTE; B2100D; B2400D; B2400HSD; B2410HSD; B2410HSDDB; B2710HSD; B2910HSD; B3200HSD; B3200HSDWO; B3300SUHSD; B4200D; B5200D; B5200E; B6100HSTE; B6200D; B6200E; B6200HSTD; B6200HSTE; B7100HSTD; B7100HSTE; B7200D; B7200E; B7200HSTD; B7200HSTE; B7300HSD; B7800HSD; F2000 Mower</p> <p>TECH NOTES: Cte: 3.00" (76.20mm), OD: .475" (12.05mm) M12 X 1.25 RH Thread</p>			
	1904-0109	Tie Rod Tube	6C070-56590
<p>FITS MODELS: B2710HSD; B2910HSD; B3200HSD; B3200HSDWO; B3300SUHSD; B7800HSD</p> <p>TECH NOTES: Tie Rod Tube. LOA: 22.75" (577.85mm), ID:</p>			

A/C
ComponentsBrake System
ComponentsClutch,
Transmission,
PTOCooling
System
Components

Drivelines

Electrical
ComponentsEngine
Components

Filters

Front Axle
SteeringFuel System
ComponentsGauges,
Instruments,
CablesHitch,
Implement
ComponentsHydraulic,
Power SteeringManuals &
Decals

Muffler

Rear Axle
Differential






Roller Chain

Seats, Other
ComponentsSheet Metal,
GrilleTools & Shop
SuppliesWheels, Hubs,
Components

		PART NO.	DESCRIPTION	REFERENCE NO.			
A/C Components Brake System Components Clutch, Transmission, PTO Cooling System Components Drivelines Electrical Components Engine Components Filters Front Axle Steering		1903-3030	Fuel Bowl	6A320-59920			
		<p>FITS MODELS: B2301HSD; B2320DT; B2320DTN-1; B2320DTR; B2320DTS; B2320HSD; B2320HSDN; B2410HSD; B2410HSDB; B2410HSE; B26 Indust/Const; B2601HSD; B2620HSD; B2630HSD; B2650HSD; B2650HSDC; B2710HSD; B2910HSD; B2920HSD; B3000HSD; B3000HSDCC; B3030HSD; B3030HSDC; B3030HSDCC; B3200HSD; B3200HSDWO; B3300SUHSD; B3350HSD; B3350HSDC; B3350SUHSD; B7400HSD; B7410D; B7500D; B7500DTN; B7500HSD; B7510D; B7510DN; B7510HSD; B7510HSDTR; B7610HSD; B7800HSD; L2501D; L2501F; L2501H; L2800DT; L2800F; L2800HST; L3200DT; L3200F; L3200H; L3400DT; L3400F; L3400HST; L3700SU; L3800DT; L3800F; L3800H; M5640SU; M5640SUD1; RTV900G; RTV900G6; RTV900R6; RTV900RSD; RTV900RSL; RTV900T; RTV900T2; RTV900T5H; RTV900T6; RTV900W; RTV900W6; RTV900W6SE; RTV900W8SE; RTVX1100CR; RTVX1100CW; RTVX1120DR; RTVX1120DW; RTVX1140R; RTVX1140W; RTVX900G; RTVX900R; RTVX900W</p> <p>TECH NOTES: Outside threads 2-1/8" (53.975mm); Depth of bowl inside is 3-3/16" (76.2mm)</p>					
		Fuel System Components Gauges, Instruments, Cables Hitch, Implement Components Hydraulic, Power Steering Manuals & Decals Muffler Rear Axle Differential Roller Chain Seats, Other Components Sheet Metal, Grille Tools & Shop Supplies Wheels, Hubs, Components		1903-3031	Fuel Bowl	15521-43100; 15521-43130; 15521-43132; 15575-43130; 17076-43100; 17388-43100; 19271-43100; 1A001-43100	
				<p>FITS MODELS: KH191 Excavator; KX121-3 Excavator; KX161-3 Excavator; KX71-3 Excavator; KX91-3 Excavator; L2250DT; L2250F; L235; L2550DT; L2550DTGST; L2550F; L2550TOW; L2650DT; L2650DTGST; L2650DTWET; L2650F; L275; L2850DT; L2850DTGST; L2850F; L2900DT; L2900DTGST; L2900F; L2950DT; L2950DTGST; L2950DTWET; L2950F; L3010DT; L3010F; L3010G; L3010HST; L3010HSTC; L3130DT; L3130F; L3130G; L3130HST; L3130HSTC; L3240DT; L3240DT3; L3240F; L3240F3; L3240GST; L3240G3; L3240HST; L3240HSTC; L3240HSTC3; L3250DT; L3250F; L3300DT; L3300DTGST; L3300F; L3350DT; L3410DT; L3410G; L3410HST; L3430DT; L3430G; L3430HST; L3430HSTC; L3450DT; L3450DTGST; L3450DTWET; L3450F; L35 Indust/Const; L3540GST; L3540G3; L3540HST; L3540HST3; L3540HSTC; L3540HSTC3; L355SS; L3600DT; L3600DT3; L3600DTGST; L3600DTGSTC; L3650DT; L3650DTGST; L3650DTWET; L3650F; L3710DT; L3710DTHSTC; L3750; L3750DT; L3830DT; L3830F; L3830G; L3830HST; L39 Indust/Const; L3940DT; L3940DT3; L3940G; L3940G3; L3940HST; L3940HST3; L3940HSTC; L3940HSTC3; L4150; L4150DT; L4150DTN; L4200DT; L4200DT3; L4200DTGST; L4200DTGSTC; L4200F; L4200FC; L4200FGST; L4240DT; L4240DT3; L4240G; L4240G3; L4240HST; L4240HST3; L4240HSTC; L4240HSTC3; L4300DT; L4300F; L4310DT; L4310DTGST; L4310DTHSTC; L4310F; L4330DT; L4330G; L4330HST; L4330HSTC; L4350DT; L4400DT; L4400F; L4400H; L45 Indust/Const; L4600DT; L4600F; L4600H; L4610DTGST; L4610DTHST; L4610DTHSTC; L4630DT; L4630G; L4630G3; L4630HST; L4740G; L4740G3; L4740HST; L4740HST3; L4740HSTC; L4740HSTC3; L48 Indust/Const; L4850DT; L5030G; L5030HST; L5030HSTC; L5040G; L5040G3; L5240HST; L5240HST3; L5240HSTC; L5450DT; L5740HST; L5740HST3; L5740HSTC; L5740HSTC3; M4700; M4700DT; M4800SUDF; M4800SUF; M4900; M4900DT; M4900SU; M4900SUDT; M5400; M5400DT; M5400DTN; M5700; M5700DT; M5700DTN; M5700HD; M59 Indust/Const; MX4700F; MX4700H; MX5000DT; MX5000F; MX5000SU; MX5100DT; MX5100F; MX5100H; SQ1140-USA Generator; SQ1200-USA Generator; SQ3170-USA Generator; SQ3250-USA-SW Generator; U35 Excavator</p> <p>TECH NOTES: Top OD: 63.85mm, Flange OD: 75.25mm, Interior depth: 83.30mm.</p>			
					1903-2000	Fuel Cap	T1060-42020
					<p>FITS MODELS: L2501D; L2501F; L2501H; L2600DT; L2600F; L2800DT; L2800F; L2800HST; L3000DT; L3000F; L3130DT; L3130F; L3130G; L3130HST; L3200DT; L3200F; L3200H; L3240DT; L3240DT3; L3240F; L3240F3; L3240G; L3240G3; L3240HST; L3240HST3; L3240HSTC; L3240HSTC3; L3400DT; L3400F; L3400HST; L3430DT; L3430G; L3430HST; L3430HSTC; L3540G; L3540G3; L3540HST; L3540HST3; L3540HSTC; L3540HSTC3; L3700SU; L3800DT; L3800F; L3800H; L3830DT; L3830F; L3830G; L3830HST; L39 Indust/Const; L3940DT; L3940DT3; L3940G; L3940G3; L3940HST; L3940HST3; L3940HSTC; L3940HSTC3; L4240DT; L4240DT3; L4240G; L4240G3; L4240HST; L4240HST3; L4240HSTC; L4240HSTC3; L4300DT; L4300F; L4330DT; L4330G; L4330HST; L4330HSTC; L4400DT; L4400F; L4400H; L45 Indust/Const; L4630DT; L4630G; L4630G3; L4630HST; L47 Indust/Const; L4740G; L4740G3; L4740HST; L4740HST3; L4740HSTC; L5030G; L5030HST; L5030HSTC; L5040G; L5040G3; L5240HST; L5240HST3; L5240HSTC; L5240HSTC3; L5740HST; L5740HST3; L5740HSTC; L5740HSTC3; M59 Indust/Const; M62 Indust/Const; MX4700DT; MX4700F; MX4700H; MX4800DT; MX4800F; MX4800H; MX5100DT; MX5100F; MX5100H; MX5200DT; MX5200F; MX5200H; MX5800H</p>		
	1903-2001				Fuel Cap	3N300-04290; 3R600-04300	
	<p>FITS MODELS: M100XDTC; M105SC; M105SDS; M105SDSF; M105SDSL; M105SDTC; M105SH; M105SHD; M105XDTC; M108SDS2; M108SDSC; M108SDSC2; M108SDSF; M108SDSL; M108SDSL2; M108SDSL2S; M108SDSL3; M108SH; M108SHC; M108SHD; M108SHDC; M108SHDC2; M108SSDS; M110XDTC; M125XDTC; M126XDTC; M126XDTPC; M135XDTC; M135XDTC; M95SDS; M95SDTC; M95SH; M95XDTC; M96SDS; M96SDSC; M96SH; M96SHDM</p>						
		1903-2002	Fuel Cap		3C451-04290; 3C451-04292		
		<p>FITS MODELS: M5640SU; M5640SUD; M5640SUD1; M6040HDNB; M6040HDNB1; M7040HDNB; M7040HDNB1; M8540HDNB; M8540HDNB1</p>					
			1903-3000	Fuel Pump	15261-52030; 15263-52030; 15381-52030; 15401-52030; 15401-52032; 15605-52030		
			<p>FITS MODELS: B1550D; B1550E; B1550HSTD; B1550HSTE; B1750D; B1750E; B1750HSTD; B1750HSTE; B20 Indust/Const; B2150D; B2150E; B2150HSD; B2150HSE; B4200D; B5100DP; B5100EP; B5200D; B5200E; B6100DP; B6100EP; B6100HSTD; B6100HSTE; B6200D; B6200E; B6200HSTD; B6200HSTE; B7100DP; B7100HSTD; B7100HSTE; B7200D; B7200E; B7200HSTD; B7200HSTE; B8200DP; B8200EP; B8200HSTD; B8200HSTE; B9200CDP; B9200CEP; B9200HSDTOW; B9200HSTDP; B9200HSTEP; F2000 Mower; F2100 Mower; F2100E Mower; GV3240SW Generator; GV3240SW Generator; L2250DT; L2250F; L2550DT; L2550DTGST; L2550F; L2650DT; L2650DTGST; L2650DTWET; L2650F; L2850DT; L2850DTGST; L2850F; L2950DT; L2950DTGST; L2950DTWET; L2950F; L3250DT; L3250F; L3350DT; L345; L3450DT; L3450DTGST; L3450DTWET; L3450F; L345DT; L355SS; L3650DT; L3650DTGST; L3650DTWET; L3650F; L3750; L3750DT; L4150; L4150DT; L4150DTN; M4030; M4030DT; M4030SU; M4030SUTF; M4050; M4050DT; M4500; M4500DT; M4950; M4950DT; M4950DT3; M4950S; M5030; M5030DT; M5030SU; M5030SUDT</p>				

Replacement Fuel System Components

KUBOTA

PART NO.	DESCRIPTION	REFERENCE NO.
 1903-3001	Fuel Pump	17121-52030; 17121-52032
<p>FITS MODELS: GV3250Q60SW Generator; KJT270FSW Generator; KJT270FXSW Generator; L2800DT; L2800F; L2800HST; L2900DT; L2900DTGST; L2900F; L3000DT; L3000F; L3010DT; L3010F; L3010GST; L3010HST; L3130DT; L3130F; L3130GST; L3130HST; L3240DT; L3240DT3; L3240F; L3240F3; L3240GST; L3240GST3; L3240HST; L3240HST3; L3240HSTC3; L3300DT; L3300DTGST; L3300F; L3400DT; L3400F; L3400HST; L3410DT; L3410GST; L3410HST; L3430DT; L3430GST; L3430HST; L3430HSTC3; L35 Indust/Const; L3540GST; L3540GST3; L3540HST; L3540HST3; L3540HSTC3; L3600DT; L3600DTC; L3600DTGST; L3600DTGSTC; L3700SU; L3710DT; L3710DTGST; L3710DTHST; L3710DTHSTC; L3830DT; L3830F; L3830GST; L3830HST; L39 Indust/Const; L3940DT; L3940DT3; L3940GST; L3940GST3; L3940HST; L3940HST3; L3940HSTC3; L4200DT; L4200DTC; L4200DTGST; L4200DTGSTC; L4200F; L4200FC; L4200FGST; L4240DT; L4240DT3; L4240GST; L4240GST3; L4240HST; L4240HST3; L4240HSTC3; L4300DT; L4300F; L4310DT; L4310DTGST; L4310DTGSTC; L4310DTHST; L4310DTHSTC; L4310F; L4330DT; L4330GST; L4330HST; L4330HSTC; L4350DT; L4400DT; L4400F; L4400H; L45 Indust/Const; L4610DTGST; L4610DTHST; L4610DTHSTC; L4630DT; L4630GST; L4630GSTC; L4630HST; L4740GST; L4740GST3; L4740HST; L4740HST3; L4740HSTC; L4740HSTC3; L48 Indust/Const; L4850DT; L5030GST; L5030HST; L5030HSTC; L5040GST; L5040GST3; L5240HST; L5240HST3; L5240HSTC; L5240HSTC3; L5450DT; L5740HST; L5740HST3; L5740HSTC; L5740HSTC3; M4700; M4700DT; M4800SUDF; M4800SUF; M4900; M4900C; M4900DT; M4900DTC; M4900SU; M4900SUDT; M5400; M5400DT; M5400DTN; M5640SU; M5640SUD; M5640SUD1; M5700; M5700C; M5700DT; M5700DTC; M5700DTN; M5700HD; M5700HDC; M59 Indust/Const; MX4700DT; MX4700F; MX4700H; MX5000DT; MX5000F; MX5000SU; MX5100DT; MX5100F; MX5100H</p> <p>TECH NOTES: Fuel pump for diesel applications.</p>		
 1903-3002	Fuel Pump	15231-52030; 15231-52033; 68371-51210
<p>FITS MODELS: B6000DT; B6000E; G3200 Mower; G4200 Mower; G4200H Mower; G5200H Mower; G6200H Mower; KH-1; KH-35H; KH-51H; KH-60H; KH-66H; KH-90H; KH-91H; KH007H Excavator; KH101 Excavator; KH151 Excavator; KH191 Excavator; KH35 Excavator; KH36 Excavator; KH41 Excavator; KH51 Excavator; KH60 Excavator; KH61 Excavator; KH66 Excavator; KH90 Excavator; KH91 Excavator; KX101 Excavator; KX151 Excavator; KX41H Excavator; KX71 Excavator; R310 Loader; R310BH Loader; R400B Loader; R410 Loader; R410B Loader; R510 Loader; R510B Loader</p> <p>TECH NOTES: Electric fuel pump for diesel applications</p>		
 1903-3032	Fuel Pump	1C010-52032; 1C010-52033; 1C010-52034
<p>FITS MODELS: M105SC; M105SDS; M105SDSF; M105SDSL; M105SDTC; M105SH; M105SHD; M105XDTC; M5040DT; M5040DT1; M5040DTC; M5040DTC1; M5040F; M5040F1; M5040FC; M5040FC1; M5040HD; M5040HD1; M5040HDC; M5040HDC1; M6040DT; M6040DT1; M6040DTC; M6040DTC1; M6040F; M6040F1; M6040FC; M6040FC1; M6040HD; M6040HD1; M6040HDC; M6040HDC1; M6800; M6800DT; M6800HD; M6800HDC; M6800S; M6800SC; M6800SDT; M6800SDTC; M7040DT; M7040DT1; M7040DTC; M7040DTC1; M7040F; M7040F1; M7040FC; M7040FC1; M7040HD; M7040HD1; M7040HDC; M7040HDC1; M7040HDNB; M7040HDNB1; M7040HDNBC; M7040SU; M7040SUD; M8200; M8200C; M8200DT; M8200DTC; M8200DTN; M8200HD; M8200HDC; M8200SDTN; M8200SDTNC; M8540DT; M8540DT1; M8540DTC; M8540DTC1; M8540F; M8540F1; M8540FC; M8540FC1; M8540HD; M8540HD1; M8540HD12; M8540HD121; M8540HDC; M8540HDC1; M8540HDC12; M8540HDC121; M8540HDNB; M8540HDNB1; M8540HDNBC; M8540HDNBPC; M9000; M9000C; M9000DT; M9000DTC; M9000DTL; M9000DTM; M9000DTMC; M9000HD; M9000HDC; M9000HDLF; M9540DT; M9540DT1; M9540DTC; M9540DTC1; M9540F; M9540F1; M9540FC; M9540FC1; M9540HD; M9540HD1; M9540HD12; M9540HD121; M9540HDC; M9540HDC1; M9540HDC12; M9540HDC121; M9540HDC241; M9540HDL; M9540HDL1; M9540HDL1S; M9540HFL; M9540HFL1; M9540HFL1S; M95SDS; M95SDTC; M95SH; M95XDTC; M96SDS; M96SDSC; M96SH</p> <p>TECH NOTES: Includes Gasket</p>		
 1903-3033	Fuel Pump	16285-52030; 16285-52032
<p>FITS MODELS: RTV1100CR; RTV1100CR9; RTV1100CRX; RTV1100CW; RTV1100CW9; RTV1100CWX; RTV1140CPX; RTV1140CPXR</p> <p>TECH NOTES: Includes Gasket</p>		
 1903-3034	Fuel Pump	16851-52030; 16851-52033; R1401-51350; R1401-51352
<p>FITS MODELS: BX1860; BX1870; BX1870-1; BX1880; BX2360; BX2370; BX2370-1; BX2380; BX23S; BX25; BX25DLB; BX25DLB-1; BX2660D; BX2670; BX2670-1; BX2680; F2260 Mower; F2560 Mower; F2560E Mower; F2680E Mower; F3060 Mower; F3080 Mower; F3680 Mower; G1700 Mower; G1800 Mower; G1800S Mower; G1900 Mower; G1900HST Mower; G1900S Mower; GF1800 Mower; GF1800E Mower; K008 Excavator; K008-3 Excavator; KX121-2 Excavator; KX161-2 Excavator; KX41-2 Excavator; KX61-2 Excavator; KX91-2 Excavator; KX91-3 Excavator; R420 Loader; R420S Loader; R520 Loader; R520S Loader; TG1860 Mower; U35 Excavator; ZD221 Mower; ZD323 Mower</p> <p>TECH NOTES: 12v fuel pump</p>		
 1903-3035	Fuel Pump	16604-52030; 16604-52032
<p>FITS MODELS: V1903 Engine; V2203 Eng; V2403 Eng</p>		

A/C
ComponentsBrake System
ComponentsClutch,
Transmission,
PTOCooling
System
Components

Drivelines

Electrical
ComponentsEngine
Components

Filters

Front Axle
SteeringFuel System
ComponentsGauges,
Instruments,
CablesHitch,
Implement
ComponentsHydraulic,
Power SteeringManuals &
Decals

Muffler

Rear Axle
Differential

Roller Chain

Seats, Other
ComponentsSheet Metal,
GrilleTools & Shop
SuppliesWheels, Hubs,
Components






KUBOTA

Replacement Fuel System Components

	PART NO.	DESCRIPTION	REFERENCE NO.
A/C Components		1903-3036 Fuel Pump	RC601-51350; RC601-51352
Brake System Components			
Clutch, Transmission, PTO	<p>FITS MODELS: BX1500D; BX1800D; BX1830D; BX1850D; BX1860; BX2200D; BX2230D; BX22D; BX2350D; BX2360; BX23D; BX24D; BX25; BX2660D; F2680E Mower; F2880EF Mower; F2880F Mower; F3080 Mower; F3680 Mower; G2160 Mower; K008 Excavator; KX121-2 Excavator; KX161-2 Excavator; KX41-2 Excavator; KX61-2 Excavator; KX91-2 Excavator; KX91-3 Excavator; M100GXDT; M100XDT; M108SDS2; M108SDSC; M108SDSC2; M108SDSF; M108SDSL; M108SDSL2; M108SDSL2S; M108SDSL3; M108SH; M108SHC; M108SHD; M108SHDC; M108SHDC2; M108SSDS; M108XDT; M110GXDT; M110XDT; M4N-071HD12; M4N-071HDC12; M4N-071HDRC12; M8560HD; M8560HD12; M8560HDC; M8560HDC12; M8560HF; M8560HFC; M9960HD; M9960HD12; M9960HDC; M9960HDC12; M9960HDC24; M9960HDL; M9960HDLN; M9960HF; M9960HFC; R420 Loader; R520 Loader; SQ1140-USA Generator; SQ1200-USA Generator; SQ3170-USA Generator; SQ3250-USA-SW Generator; SQ3350-USA-SW Generator; ZD18 Mower; ZD18F Mower; ZD21 Mower; ZD21F Mower; ZD221 Mower; ZD221F Mower; ZD25F Mower; ZD28 Mower; ZD28F Mower; ZD321 Mower; ZD321N Mower; ZD323 Mower; ZD326P Mower; ZD326S Mower; ZD331LP Mower; ZD331P Mower</p> <p>TECH NOTES: 12v fuel pump</p>		
Drivelines		1903-3005 Fuel Solenoid	16616-60010; 16616-60013; 16616-60015; 17454-60010
Electrical Components			
Engine Components	<p>FITS MODELS: B1700D; B1700E; B1700HSD; B1700HSE; B21 Indust/Const; B2100D; B2100E; B2100HSD; B2100HSE; B2400D; B2400E; B2400HSD; B2400HSE; BX2200D; BX22D; F2260 Mower; F2560 Mower; F2560E Mower; F3060 Mower</p> <p>TECH NOTES: 12v, three wire type unit.</p>		
Filters		1903-3006 Fuel Solenoid	16271-60010; 16271-60012
Front Axle Steering			
Fuel System Components		1903-3007 Fuel Solenoid	16851-60010; 16851-60014
Gauges, Instruments, Cables			
Hitch, Implement Components	<p>FITS MODELS: B7410D; BX1500D; BX1800D; BX1830D; BX1850D; BX1860; BX2230D; BX2350D; BX2360; BX24D; BX25; G1700 Mower; G1800 Mower; G1800S Mower; G1900 Mower; G1900S Mower; G2160 Mower; GF1800 Mower; GF1800E Mower; GR2100 Mower; GR2120 Mower; GR2120B Mower; K008 Excavator; K008-3 Excavator; RTV900G; RTV900G6; RTV900G9; RTV900R6; RTV900R9; RTV900RS; RTV900RSD; RTV900T; RTV900T2; RTV900T5H; RTV900T6; RTV900T9; RTV900W; RTV900W6; RTV900W6SE; RTV900W9SE; RTV900W9SE; RTV900XG; RTV900XTR; RTV900XTS; RTV900XTT; RTV900XTW; T1600H Mower; T1600HG Mower; TG1860 Mower; ZD18 Mower; ZD18F Mower; ZD21 Mower; ZD21F Mower; ZD221 Mower; ZD321 Mower; ZD321N Mower; ZD323 Mower</p>		
Hydraulic, Power Steering		1903-3008 Fuel Solenoid	15471-60010
Manuals & Decals			
Muffler	<p>FITS MODELS: B1550D; B1550E; B1550HSTD; B1550HSTE; B1750D; B1750E; B1750HSTD; B1750HSTE; B20 Indust/Const; B2150D; B2150E; B2150HSD; B2150HSE; B9200HSDTOW; F2000 Mower; F2100 Mower; F2100E Mower; GV1125Q60KTC Generator; GV312060B Generator; GV3170SW Generator; GV3190Q60 Generator; GV3240 Generator; GV3240SW Generator; GV3250Q60SW Generator; KH151 Excavator; KH191 Excavator; KJS130D Generator; KJS130DX Generator; KJS150V Generator; KJS150VX Generator; KJT210V Generator; KJT210VX Generator; KJT270FSW Generator; KJT270FSW Generator; KX101 Excavator; KX121-2 Excavator; KX151 Excavator; KX161-2 Excavator; L2250DT; L2250F; L2550DT; L2550DTG; L2550F; L2550TOW; L2650DT; L2650DTG; L2650DTWET; L2650F; L2850DT; L2850DTG; L2850F; L2900DT; L2900DTG; L2900F; L2950DT; L2950DTG; L2950DTWET; L2950F; L3010DT; L3010F; L3010G; L3010H; L3250DT; L3250F; L3300DT; L3300DTG; L3300F; L3350DT; L3410DT; L3410G; L3410H; L3450DT; L3450DTG; L3450DTWET; L3450F; L35 Indust/Const; L3600DT; L3600DTC; L3600DTG; L3600DTG; L3650DT; L3650DTG; L3650DTWET; L3650F; L3710DT; L3710DTG; L3710DTH; L3710DTHST; L3750; L3750DT; L4150; L4150DT; L4150DTN; L4200DT; L4200DTC; L4200DTG; L4200DTG; L4200F; L4200FC; L4200FG; L4310DT; L4310DTG; L4310DTG; L4310DTH; L4310DTHST; L4310DTHSTC; L4310F; L4350DT; L4610DTG; L4610DTH; L4610DTHST; L4610DTHSTC; L4850DT; L4850DT; M4030; M4030DT; M4900; M4900C; M4900DT; M4900DTC; M4950; M4950DT; M4950DTS; M4950S; M5030; M5030DT; M5030SU; M5030SUMD; M5700; M5700C; M5700DT; M5700DTC; M5700DTN; M5700HD; M5700HDC; R400B Loader; R410 Loader; R410B Loader; R420 Loader; R510 Loader; R510B Loader; R520 Loader</p>		
Roller Chain		1903-3009 Fuel Solenoid	1A021-60013; 1A021-60015; 1A021-60016; 1A021-60017
Seats, Other Components			
Sheet Metal, Grille	<p>FITS MODELS: KX121-3 Excavator; KX121-3S Excavator; KX121-3ST Excavator; KX161-3 Excavator; KX161-3S Excavator; KX161-3ST Excavator; KX91-3 Excavator; KX91-3S Excavator; KX91-3S2; L2501D; L2501F; L2501H; L2800DT; L2800F; L2800HST; L3130DT; L3130F; L3130GST; L3130HST; L3200DT; L3200F; L3200H; L3240DT; L3240DTC; L3240F; L3240F3; L3240GST; L3240GST3; L3240HST; L3240HST3; L3240HSTC; L3240HSTC3; L3400DT; L3400F; L3400HST; L3430DT; L3430GST; L3430HST; L3430HSTC; L3540GST; L3540GST3; L3540HST; L3540HST3; L3540HSTC; L3540HSTC3; L3700SU; L3800DT; L3800F; L3800H; L3830DT; L3830F; L3830GST; L3830HST; L39 Indust/Const; L3940DT; L3940DTC; L3940DTG; L3940GST; L3940GST3; L3940HST; L3940HSTC; L3940HSTC3; L4240DT; L4240DTC; L4240GST; L4240GST3; L4240HST; L4240HSTC; L4240HSTC3; L4300DT; L4300F; L4330DT; L4330GST; L4330HST; L4330HSTC; L4400DT; L4400F; L4400H; L45 Indust/Const; L4600DT; L4600F; L4600H; L4630DT; L4630DTG; L4630GST; L4630HST; L4740GST; L4740HST; L4740HSTC; L4740HSTC3; L48 Indust/Const; L5030GST; L5030HST; L5030HSTC; L5040GST; L5040GST3; L5240HST; L5240HST3; L5240HSTC; L5240HSTC3; L5740HST; L5740HST3; L5740HSTC; L5740HSTC3; M5140DT; M5140DTC; M5140F; M5140FC; M5140HD; M5140HDC; M5640SU; M5640SUD; M5640SUD1; M59 Indust/Const; MX4700DT; MX4700F; MX4700H; MX5000DT; MX5000F; MX5000SU; MX5100DT; MX5100F; MX5100H; R420S Loader; R520S Loader; U35 Excavator; U35S2 Excavator; U35S Excavator; U45S Excavator; U45ST Excavator</p>		
Tools & Shop Supplies			
Wheels, Hubs, Components			

Replacement Fuel System Components

KUBOTA

	PART NO.	DESCRIPTION	REFERENCE NO.
	1903-3010	Fuel Solenoid	17208-60010; 17208-60015; 17208-60016
FITS MODELS: B2410HSD; B2410HSDB; B2410HSE; B2710HSD; B2910HSD; B7510D; B7510DN; B7510HSD; B7610HSD; B7800HSD; D1005 Eng; D1105 Eng; D905 Eng; KX71-3 Excavator; KX71-3S Excavator; U25 Excavator; U25S Excavator			
	1903-3011	Fuel Solenoid	1G772-60010; 1G772-60012; 1G772-60013; 1G772-60014
FITS MODELS: KX057-4 Excavator; KX080-3T Excavator; M5040DT; M5040DT1; M5040DTC; M5040DTC1; M5040F; M5040F1; M5040FC; M5040FC1; M5040HD; M5040HD1; M5040HDC; M5040HDC1; M6040DT; M6040DT1; M6040DTC; M6040DTC1; M6040F; M6040F1; M6040FC; M6040FC1; M6040HD; M6040HD1; M6040HDC; M6040HDC1; M6040HDNB; M6040HDNB1; M7040DT; M7040DT1; M7040DTC; M7040DTC1; M7040F; M7040F1; M7040FC; M7040FC1; M7040HD; M7040HD1; M7040HDC; M7040HDC1; M7040HDCLTD; M7040HDNB; M7040HDNB1; M7040HDNBC; M7040SU; M7040SUD; M7040SUH; M7040SUHD; SVL75 Compact Track Loader; SVL75C Compact Track Loader; U55 Excavator			
	1903-3015	Injector	1G677-53900; 1G677-53902; 1G677-53903
FITS MODELS: B2301HSD; B2320DT; B2320DTN-1; B2320DTWO; B2320HSD; B2320HSDN; B26 Indust/Const; B2601HSD; B2630HSD; B2650HSD; B2650HSDC; B2920HSD; B3000HSDC; B3000HSDCC; B3030HSD; B3030HSDC; B3030HSDCC; B3200HSD; B3200HSDWO; B3300SUHSD; B7800HSD; BX2670; BX2670-1; BX2680; F2690 Mower; F2690E Mower; F3080 Mower; F3680 Mower; KX71-3S Excavator; RTVX1100CR; RTVX1100CW; RTVX1120DR; RTVX1120DW; RTVX1140R; RTVX1140W; ZD1211 Mower; ZD1211L Mower; ZD1211R Mower; ZD1211RL Mower; ZD326HL Mower; ZD326P Mower; ZD326RP Mower; ZD326S Mower; ZD331LP Mower; ZD331P Mower; ZD331RP Mower			
	1903-3016	Injector	1G065-53900; 1G065-53902
FITS MODELS: B21 Indust/Const; B2320DT; B2320DTN-1; B2320DTWO; B2320HSD; B2320HSDN; B2410HSD; B2410HSDB; B2410HSE; B26 Indust/Const; B2620HSD; B2630HSD; B2710HSD; B2910HSD; B3030HSD; B3030HSDC; B3030HSDCC; B7500D; B7500DTN; B7500HSD; B7510D; B7510DN; B7510HSD; B7510HS-DTR; B7610HSD; B7800HSD; BX23D; BX2660D; F2260 Mower; F2560 Mower; F2560E Mower; F2680E Mower; F2880EF Mower; F2880F Mower; F3060 Mower; KX61-2 Excavator; KX71-3 Excavator; R310 Loader; R310BH Loader; RTV1100CR; RTV1100CR9; RTV1100CRX; RTV1100CW; RTV1100CW9; RTV1100CWX; RTV1140CPX; RTV1140CPXR; U25S Excavator; ZD25F Mower; ZD28 Mower; ZD28F Mower; ZD326P Mower; ZD326RP Mower; ZD326S Mower; ZD331LP Mower; ZD331P Mower TECH NOTES: Fuel Injector			
	1903-3017	Injector	16032-53900; 16032-53902
FITS MODELS: B1700D; B1700E; B1700HSD; B1700HSE; B21 Indust/Const; B2100D; B2100E; B2100HSD; B2100HSE; B2400D; B2400E; B2400HSD; B2400HSE; B2410HSD; B2410HSDB; B2410HSE; B2710HSD; B2910HSD; B7500D; B7500DTN; B7500HSD; B7510D; B7510DN; B7510HSD; B7510HSDTR; B7610HSD; B7800HSD; BX2200D; BX22D; BX23D; F2260 Mower; F2560 Mower; F2560E Mower; F3060 Mower; KX41-2 Excavator; KX41H Excavator; KX61-2 Excavator; KX71 Excavator; KX91-2 Excavator; R310 Loader; R310BH Loader; ZD28 Mower; ZD28F Mower			
	1903-3018	Injector	1C010-53900
FITS MODELS: M6800; M6800DT; M6800HD; M6800HDC; M6800S; M6800SC; M6800SDT; M6800SDTC; M8200; M8200C; M8200DT; M8200DTC; M8200DTN; M8200HD; M8200HDC; M8200SDTN; M8200SDTNC; M9000; M9000C; M9000DT; M9000DTC; M9000DTL; M9000DTM; M9000DTMC; M9000HD; M9000HDC; M9000HDLF; SQ3350-USA-SW Generator			
	1903-3019	Injector	16419-53000; 16419-53900; 16419-53905
FITS MODELS: L5040GST; L5040GST3; L5240HST; L5240HST3; L5240HSTC; L5240HSTC3; L5740HST; L5740HST3; L5740HSTC; L5740HSTC3; M5140DT; M5140DTC; M5140F; M5140FC; M5140HD; M5140HDC; M5640SU; M5640SUD; M5640SUD1; M59 Indust/Const; MX5100DT; MX5100F; MX5100H; R420 Loader; R420S Loader			

A/C
ComponentsBrake System
ComponentsClutch,
Transmission,
PTOCooling
System
Components

Drivelines

Electrical
ComponentsEngine
Components

Filters







Front Axle
SteeringFuel System
ComponentsGauges,
Instruments,
CablesHitch,
Implement
ComponentsHydraulic,
Power SteeringManuals &
Decals

Muffler

Rear Axle
Differential

Roller Chain

Seats, Other
ComponentsSheet Metal,
GrilleTools & Shop
SuppliesWheels, Hubs,
Components

	PART NO.	DESCRIPTION	REFERENCE NO.
A/C Components		1903-3020 Injector	15221-53000; 15221-53010; 15261-53020; 15271-53000; 15271-53140; 19202-53020; 19202-53030; 70000-65208; 70000-65399
Brake System Components			
Clutch, Transmission, PTO	FITS MODELS: B1550D; B1550E; B1550HSTD; B1550HSTE; B1750D; B1750E; B1750HSTD; B1750HSTE; B20 Indust/Const; B2150D; B2150E; B2150HSD; B2150HSE; B4200D; B5100DP; B5100EP; B6100DP; B6100EP; B6100HSTD; B6100HSTE; B7100DP; B7100HSTD; B7100HSTE; B9200HSTD; B9200HSTEP; F2000 Mower; F2100 Mower; F2100E Mower; GL4500S Generator; GL5500S Generator; GL6500S Generator; KH-1; KH-18L; KH-35H; KH-51H; KH-60H; KH-61H; KH-90H; KH36 Excavator; KH41 Excavator; KH51 Excavator; KH61 Excavator; L175; L185DT; L185F; L2050DT; L2050F; L225; L225DT; L235; L2350DT; L2350F; L245DT; L245F; L245H; L275; L295DT; L295F; L305DT; L305F		
Cooling System Components		1903-3021 Injector	16454-53000; 16454-53900; 16454-53903; 16454-53905
Drivelines			
Electrical Components	FITS MODELS: GV3250Q60SW Generator; KJS150VX Generator; KJT210VX Generator; KJT270FSW Generator; KJT270FXSW Generator; KX121-2 Excavator; KX121-3 Excavator; KX121-3S Excavator; KX121-3ST Excavator; KX161-2 Excavator; KX161-3 Excavator; KX161-3S Excavator; KX161-3ST Excavator; L3600DT; L3600DTC; L3600DTGST; L3600DTGSTC; L3710DT; L3710DTGST; L3710DTHST; L3710DTHSTC; L3940DT; L3940DT3; L3940GST; L3940GST3; L3940HST; L3940HST3; L3940HSTC; L3940HSTC3; L4200DT; L4200DTC; L4200DTGST; L4200DTGSTC; L4200F; L4200FC; L4200FGST; L4240DT; L4240DT3; L4240GST; L4240GST3; L4240HST; L4240HST3; L4240HSTC; L4240HSTC3; L4300DT; L4300F; L4310DT; L4310DTGST; L4310DTGSTC; L4310DTHST; L4310DTHSTC; L4310F; L4330DT; L4330GST; L4330HST; L4330HSTC; L4400DT; L4400F; L4400H; L45 Indust/Const; L4600DT; L4600F; L4600H; L4610DTGST; L4610DTHST; L4610DTHSTC; L4630DT; L4630GST; L4630GSTC; L4630HST; L4740GST; L4740GST3; L4740HST; L4740HST3; L4740HSTC; L4740HSTC3; L48 Indust/Const; L5030GST; L5030HST; L5030HSTC; M4700; M4700DT; M4800SUDF; M4800SUF; M4900; M4900C; M4900DT; M4900DTC; M4900SU; M4900SUDT; M5400; M5400DT; M5400DTN; M5700; M5700C; M5700DT; M5700DTC; M5700DTN; M5700HD; M5700HDC; MX4700DT; MX4700F; MX4700H; MX5000DT; MX5000F; MX5000SU; R510 Loader; R510B Loader; R520 Loader; R520S Loader; SQ1200-USA Generator; SQ3250-USA-SW Generator; U45S Excavator; U45ST Excavator		
Filters	TECH NOTES: Units marked #5060.		
Front Axle Steering		1903-3022 Injector	1 6082-53903; 16082-53000; 16082-53900; 19077-53000; 19077-53900
Fuel System Components			
Gauges, Instruments, Cables	FITS MODELS: GV1125Q60KTC Generator; KJS130D Generator; KJS130DX Generator; KJS150V Generator; KJT210V Generator; KJT270FXSW Generator; KX91-3 Excavator; KX91-3S Excavator; KX91-3S2; L2500DT; L2500F; L2600DT; L2600F; L2800DT; L2800F; L2800HST; L2900DT; L2900DTGST; L2900F; L3000DT; L3000F; L3010DT; L3010F; L3010GST; L3010HST; L3130DT; L3130F; L3130GST; L3130HST; L3200DT; L3200F; L3200H; L3240DT; L3240DT3; L3240F; L3240F3; L3240GST; L3240GST3; L3240HST; L3240HST3; L3240HSTC; L3240HSTC3; L3300DT; L3300DTGST; L3300F; L3400DT; L3400F; L3400HST; L3410DT; L3410GST; L3410HST; L3430DT; L3430GST; L3430HST; L3430HSTC; L35 Indust/Const; L3540GST; L3540GST3; L3540HST; L3540HST3; L3540HSTC; L3540HSTC3; L3700SU; L3800DT; L3800F; L3800H; L3830DT; L3830F; L3830GST; L3830HST; L39 Indust/Const; R510 Loader; R510B Loader; SQ1140-USA Generator; SQ1200-USA Generator; SQ3170-USA Generator; SQ3250-USA-SW Generator; U35 Excavator; U35-S2 Excavator; U35S Excavator		
Hitch, Implement Components	TECH NOTES: Units marked #4540.		
Hydraulic, Power Steering		1903-3023 Injector	17391-53000
Manuals & Decals			
Muffler	FITS MODELS: L2250DT; L2250F; L2550DT; L2550DTGST; L2550F; L2550TOW; L2650DT; L2650DTGST; L2650DTWET; L2650F; L2850DT; L2850DTGST; L2850F; L3250DT; L3250F; L3350DT; L3450DT; L3450DTGST; L3450DTWET; L3450F; L4150DTN; M4030; M4030DT; M4030SU; M4030SUTF; M5030; M5030DT; M5030SU; M5030SUMDT		
Rear Axle Differential		1903-3024 Injector	16001-53000; 16851-53000; H1600-53000
Roller Chain			
Seats, Other Components	FITS MODELS: B7300HSD; B7400HSD; B7410D; BX1500D; BX1800D; BX1830D; BX1850D; BX1860; BX2230D; BX2350D; BX2360; BX24D; BX25; BX25DLB; G1700 Mower; G1800 Mower; G1800S Mower; G1900 Mower; G1900S Mower; G2160 Mower; GF1800 Mower; GF1800E Mower; GR2100 Mower; GR2110 Mower; K008 Excavator; K008-3 Excavator; KX41-3 Excavator; RTV900G; RTV900G6; RTV900G9; RTV900R6; RTV900R9; RTV900RSD; RTV900RSDL; RTV900T; RTV900T2; RTV900T5H; RTV900T6; RTV900T9; RTV900W; RTV900W6; RTV900W6SE; RTV900W8SE; RTV900W9; RTV900W9SE; T1600H Mower; T1600HG Mower; TG1860 Mower; U15 Excavator; U17 Excavator; ZD18 Mower; ZD18F Mower; ZD21 Mower; ZD21F Mower; ZD221 Mower; ZD321 Mower; ZD321N Mower; ZD323 Mower		
Sheet Metal, Grille	TECH NOTES: Fuel Injector		
Tools & Shop Supplies		1903-3025 Injector	1G544-53000; 1G544-53003; 1G544-53610
Wheels, Hubs, Components			
	FITS MODELS: M8540DT; M8540DTC; M8540F; M8540FC; M8540HD; M8540HD12; M8540HDC; M8540HDC12; M8540HDNB; M9540DT; M9540DTC; M9540F; M9540FC; M9540HD; M9540HD12; M9540HDC; M9540HDC12; M9540HDCLTD; M9540HDL; M9540HFL; M95SDS; M95SDTC; M95SH; M95XDTC; M96SDS; M96SDSC; M96SH		
	TECH NOTES: Fuel Injector		

Replacement Hitch, Implement Components

KUBOTA

	PART NO.	DESCRIPTION	REFERENCE NO.
	1913-0000	3 Point Hitch Kit	
TECH NOTES: Cat 1. For various Kubota B Series models. Kit consists of 2 lift arms, 1 adjustable leveling arm, 1 stabilizer bar, 2 stabilizer chain assemblies, 1 adjustable top link, 2 leveling arm brackets.			
	3013-1635	Adjustable Link	
TECH NOTES: Adjustable link, collapsed length: 10 1/4", pin hole diameter: 5/8", clevis width: 1 @ 7/8", 1 @ 1 3/4". PINS NOT INCLUDED.			
	1913-1001	Bearing	08111-06203
FITS MODELS: F2000 Mower; F2100 Mower; F2100E Mower; F2400 Mower			
TECH NOTES: ID: 0.67" (17.00mm), OD: 1.57" (40.0mm), W: 0.47" (12mm) sealed one side, deep groove type.			
	3020-0000	Bearing	08101-06008; TC220-22160
FITS MODELS: B1550D; B1550HSTD; B1750D; B1750HSTD; B4200D; B5100DP; B5200D; B6000DT; B6000E; B6100DP; B6100HSTD; B6200D; B6200HSTD; B7100DP; B7200D; F2000 Mower; F2100 Mower; F2400 Mower; G1700 Mower; G1800 Mower; G1800S Mower; G1900 Mower; G1900S Mower; G2000 Mower; G2000S Mower; G2591; KH-1; KH-170L; KH-28L; KH151 Excavator; KH191 Excavator; L185DT; L185F; L2250DT; L2250F; L235; L245DT; L245F; L245H; L2550DT; L2550F; L2650DT; L275; L2850DT; L2850F; L285P; L285WP; L2950DT; L2950F; L295F; L3000DT; L3000F; L3400DT; L3400F; L3400HST; L3800DT; L3800F; L3901DT; L3901F; M4N-071HD12; M4N-071HDC12; M4N-071HDC12; M5-091HD; M5-091HD12; M5-091HDC; M5-091HDC12; M5-091HF; M5-091HFC; M5-111HD; M5-111HD12; M5-111HDC; M5-111HDC12; M5-111HDC24; M5-111HF; M5-111HFC; M5040DT; M5040DT1; M5040DTC; M5040DTC1; M5040F; M5040F1; M5040FC; M5040FC1; M5040HD; M5040HD1; M5040HDC; M5040HDC1; M5140DT; M5140DTC; M5140F; M5140FC; M5140HD; M5140HDC; M5660SUH; M5660SUHD; M5L-111; M5N-091HD12; M5N-091HD24; M5N-091HDC12; M5N-091HDC12PC; M5N-091HDC24; M5N-091HDC12; M5N-091HDC24; M5N-111HD12; M5N-111HD24; M5N-111HDC12; M5N-111HDC24; M5N-111HDC12; M5N-111HDC24; M6040DT; M6040DT1; M6040DTC; M6040DTC1; M6040F; M6040F1; M6040FC; M6040FC1; M6040HD; M6040HD1; M6040HDC; M6040HDC1; M6040HDNB; M6040HDNB1; M7040DT; M7040DT1; M7040DTC; M7040DTC1; M7040F; M7040F1; M7040FC; M7040FC1; M7040HD; M7040HD1; M7040HDC; M7040HDC1; M7040HDCLTD; M7040HDNB; M7040HDNB1; M7040HDNBC; M7040SU; M7040SUH; M7040SUHD; M7580DT; M7580DTC; M8540DT; M8540DT1; M8540DTC; M8540DTC1; M8540F; M8540F1; M8540FC; M8540FC1; M8540HD; M8540HD1; M8540HD12; M8540HD121; M8540HDC; M8540HDC1; M8540HDC12; M8540HDC121; M8540HDNB; M8540HDNB1; M8540HDNBC; M8540HDNBPC; M8560HD; M8560HD12; M8560HDC; M8560HDC12; M8560HF; M8560HFC; M8560DT; M8560DTC; M9540DT; M9540DT1; M9540DTC; M9540DTC1; M9540F; M9540F1; M9540FC; M9540FC1; M9540HD; M9540HD1; M9540HD12; M9540HD121; M9540HDC; M9540HDC1; M9540HDC12; M9540HDC121; M9540HDC241; M9540HDCLTD; M9540HDL; M9540HDL1; M9540HDL1S; M9540HFL; M9540HFL1S; M9960HD; M9960HD12; M9960HDC; M9960HDC12; M9960HDC24; M9960HDL; M9960HDLSN; M9960HF; M9960HFC			
TECH NOTES: Ball Bearing. ID: 1.57" (40mm), OD: 2.68" (68mm), W: 0.59" (15mm)			
	3020-0001	Bearing	08101-06303; PL501-12150
FITS MODELS: AD70 Tiller; AT55; AT60; AT70S; AT70S-E; B1550D; B1550E; B1550HSTD; B1550HSTE; B1700D; B1700E; B1700HSD; B1700HSE; B1750D; B1750E; B1750HSTD; B1750HSTE; B20 Indust/Const; B21 Indust/Const; B2100D; B2100E; B2100HSD; B2100HSE; B2150D; B2150HSD; B2320DT; B2320DTN-1; B2320DTWO; B2400D; B2400E; B2400HSD; B2400HSE; B2410HSD; B2410HSD; B2410HSD; B2410HSD; B2710HSD; B2910HSD; B3200HSD; B3200HSDWO; B4200D; B5100DP; B5100EP; B5200D; B5200E; B6000DT; B6000E; B6100DP; B6100EP; B6100HSTD; B6100HSTE; B6200D; B6200E; B6200HSTD; B6200HSTE; B7100DP; B7100HSTD; B7100HSTE; B7200D; B7200E; B7200HSD; B7200HSTE; B7410D; B7500D; B7500DTN; B7510D; B7510DN; B7800HSD; B8200DP; B8200HSDTP; B9200HSDTP; B9200HSDTOW; B9200HSDTDP; BX1500D; BX1800D; BX1830D; BX1850D; BX1860; BX1870; BX1870-1; BX1880; BX2200D; BX2230D; BX22D; BX2350D; BX2360; BX2370; BX2370-1; BX2380; BX23D; BX23S; BX24D; BX25; BX25DLB; BX25DLB-1; BX2660D; BX2670; BX2670-1; F2000 Mower; F2100 Mower; F2100E Mower; F2400 Mower; G1700 Mower; G1800 Mower; G1800S Mower; G1900 Mower; G1900S Mower; G2000 Mower; G2000S Mower; GF1800 Mower; GF1800E Mower; GR2000G Mower; GR2010G Mower; GR2010GAB Mower; GR2020G Mower; GR2020G-2 Mower; GR2020G-3 Mower; GR2020GB Mower; GR2020GB-2 Mower; GR2020GB-3 Mower; GR2100 Mower; GR2110 Mower; GR2120 Mower; GR2120-2 Mower; GR2120B Mower; GR2120B-2 Mower; KX080-3 Excavator; M105SC; M105SDS; M105SDSF; M105SDSL; M105SDTC; M105SH; M105SHD; M105XDTC; M8540DT; M8540DTC; M8540F; M8540FC; M8540HD; M8540HD12; M8540HDC; M8540HDC12; M8540HDNB; M9540DT; M9540DTC; M9540F; M9540FC; M9540HD; M9540HD12; M9540HDC; M9540HDC12; M9540HDCLTD; M9540HDL; M9540HDL1; M9540HDL1S; M9540HFL; M9540HFL1S; M9960HD; M9960HD12; M9960HDC; M9960HDC12; M9960HDC24; RC60-20; RC60-27; RC60-72; RC60-72A; RC60-F19; RC60-F20; RC60-F24; RC60-FZ21; RCB60-I; RCB60-IA; RCB60-IAE; RCB60-IE; RCK60-F30; SX700 Tiller			
TECH NOTES: Ball Bearing. ID: 0.67" (17mm), OD: 1.85" (47mm), W: 0.55" (14mm)			

A/C
ComponentsBrake System
ComponentsClutch,
Transmission,
PTOCooling
System
Components

Drivelines

Electrical
ComponentsEngine
Components

Filters

Front Axle
SteeringFuel System
ComponentsGauges,
Instruments,
CablesHitch,
Implement
ComponentsHydraulic,
Power SteeringManuals &
Decals

Muffler









Rear Axle
Differential

Roller Chain

Seats, Other
ComponentsSheet Metal,
GrilleTools & Shop
SuppliesWheels, Hubs,
Components










KUBOTA

Replacement Hitch, Implement Components

	PART NO.	DESCRIPTION	REFERENCE NO.
A/C Components		1909-5502 Belt	K5201-71410
Brake System Components	FITS MODELS: GR2000G Mower; GR2010G Mower; GR2010GAB Mower; RCK48-20ZG; RCK48GR; RCK48P-222Z; RCK48P18BX; RCK48TG; TG1860 Mower; TG1860G Mower; ZG20 Mower		
Clutch, Transmission, PTO	TECH NOTES: Dia 5/8" (16 mm) X 106" (2692 mm) Kevlar wrapped v-belt. For models with 48" mower deck.		
Cooling System Components		1909-5503 Belt	76550-34710
Drivelines	FITS MODELS: F2000 Mower; F2100 Mower; F2100E Mower; F2400 Mower; KH90 Excavator; L2250DT; L2250F; L2850DT; L2850DTGST; L2850F; L2900DT; L2900DTGST; L2900F; L3010DT; L3010F; L3010GST; L3010HST; L3300DT; L3300DTGST; L3300F; L3410DT; L3410GST; L3410HST; L3430DT; L3430GST; L3430HST; L3430HSTC; L3710DT; L3710DTGST; L3710DTGSTC; RC72-25; RC72-28; RC72-29; RC72-29A; RC72-36; RC72-36A		
Electrical Components	TECH NOTES: 7/8" (22 mm) X 141 5/8" (3597 mm) wrapped v-belt. For models with 72" mower deck.		
Engine Components		1909-5504 Belt	76539-34710
Filters	FITS MODELS: B1550D; B1550E; B1550HSTD; B1550HSTE; B1700D; B1700E; B1700HSD; B1700HSE; B1750D; B1750E; B1750HSTD; B1750HSTE; B2100D; B2100E; B2100HSD; B2100HSE; B2150D; B2150E; B2150HSD; B2150HSE; B2400D; B2400E; B2400HSD; B2400HSE; B7100DP; B7100HSTD; B7100HSTE; FZ2100 Mower; FZ2400 Mower; G1800 Mower; G1800S Mower; G1900 Mower; G1900S Mower; G2000 Mower; G2000S Mower; GF1800 Mower; GF1800E Mower; RC60-21B; RC60-24B; RC60-71B; RC60-B; RC60-F19; RC60-FZ21; RC60-G20		
Front Axle Steering	TECH NOTES: 1 1/8" (29 mm) X 120 5/16" (3056 mm) 2 band belt. For models with 60" mower.		
Fuel System Components		1909-5505 Belt	70000-73997; 76529-34710
Gauges, Instruments, Cables	FITS MODELS: B1550D; B1550E; B1550HSTD; B1550HSTE; B1700D; B1700E; B1700HSD; B1700HSE; B1750D; B1750E; B1750HSTD; B1750HSTE; B2100D; B2100E; B2100HSD; B2100HSE; B2400D; B2400E; B2400HSD; B2400HSE; B7100DP; B7100HSTD; B7100HSTE; FZ2100 Mower; FZ2400 Mower; G1800 Mower; G1800S Mower; G1900 Mower; G1900S Mower; G2000 Mower; G2000S Mower; GF1800 Mower; GF1800E Mower; RC54-24B; RC54-71B; RC54-B; RC54-F19; RC54-FZ21; RC54-G20		
Hitch, Implement Components	TECH NOTES: 1 1/8" (29 mm) X 112 1/8" (2848 mm) 2 band belt. For models with 54" mower.		
Hydraulic, Power Steering		1909-5506 Belt	66071-61730; 76517-61660
Manuals & Decals	FITS MODELS: RC40LT; RC40LT-17; T1400H Mower; T1700H Mower; T1700HX Mower		
Muffler	TECH NOTES: 5/8" (16 mm) X 70 1/2" (1791 mm) v-belt. For models with 40" mower.		
Rear Axle Differential		1909-5507 Belt	70000-73996; 76505-34710; 76505-34711
Roller Chain	FITS MODELS: G1700 Mower; G1800 Mower; G1800S Mower; G1900 Mower; G1900S Mower; G2000 Mower; G2000S Mower; GF1800 Mower; GF1800E Mower; RC48-F19; RC48-G20; RC48-G20-S		
Seats, Other Components	TECH NOTES: 1-1/8" (29 mm) X 96" (2438 mm) 2 band belt. For models with 48" mower.		
Sheet Metal, Grille		1909-5508 Belt	70721-34710; 76500-34710
Tools & Shop Supplies	FITS MODELS: B6100DP; B6100EP; B6100HSTD; B6100HSTE; B6200D; B6200E; B6200HSTD; B6200HSTE; B7200D; B7200E; B7200HSTD; B7200HSTE; G4200H Mower; G5200H Mower; G6200H Mower; MR4800; RC48-62H; RC48-G		
Wheels, Hubs, Components	TECH NOTES: 5/8" (16 mm) X 94 5/8" (2403 mm) v-belt. For models with 48" mower.		
		3019-2700 Belt	55030-73120; 66021-25080
	FITS MODELS: G3200 Mower; G4200 Mower; G4200H Mower; G5200H Mower; G6200H Mower		
	TECH NOTES: 5/8" by 32 1/2" Individually packaged		

Replacement Hitch, Implement Components

KUBOTA

	PART NO.	DESCRIPTION	REFERENCE NO.
	3019-2701	Belt	66101-25080; H6610-25000
<i>FITS MODELS:</i> G1700 Mower; G1800 Mower; G1800S Mower; G1900 Mower; G1900S Mower; G2000 Mower; G2000S Mower <i>TECH NOTES:</i> 5/8" by 33 1/2"			
	3019-2708	Belt	70722-32430
<i>FITS MODELS:</i> RC48-62-F; RC48-62A; RC60-20; RC60-27; RC60-72; RC60-72A <i>TECH NOTES:</i> 5/8" by 41 1/2"			
	3019-2725	Belt	76516-61510
<i>FITS MODELS:</i> RC44LT-17; RC48LT-17; T1700HX Mower <i>TECH NOTES:</i> 5/8" by 62 1/4"			
	3019-2734	Belt	K5112-71410; K5112-71420; K5182-51310
<i>FITS MODELS:</i> RCK40-16T; RCK40LT; RCK40LTB; RCK44-17T; RCK44LT17; RCK44LTB; RCK48LT17; RCK48LTB; T1460 Mower; T1560 Mower; T1570 Mower; T1670 Mower; T1760 Mower; T1770 Mower <i>TECH NOTES:</i> 5/8" by 69"			
	3019-2740	Belt	53961-71162
<i>FITS MODELS:</i> T1700HX Mower <i>TECH NOTES:</i> 5/8" by 73"			
	3019-2747	Belt	70050-94703
<i>FITS MODELS:</i> RFM-48 <i>TECH NOTES:</i> 5/8" by 78"			
	3019-2766	Belt	70000-73688; 70000-73985; 70712-34710; 70712-34712
<i>FITS MODELS:</i> G3200 Mower; G4200 Mower; G4200H Mower; G5200H Mower; G6200H Mower; RC44-42; RC44-G <i>TECH NOTES:</i> 5/8" by 90"			
	3019-2773	Belt	76516-61660
<i>FITS MODELS:</i> RC44LT-17; T1700HX Mower <i>TECH NOTES:</i> 5/8" by 96 1/2"			
	3019-2778	Belt	70050-93999; 70050-94497
<i>FITS MODELS:</i> RC48R-GF <i>TECH NOTES:</i> 5/8" by 102 1/2"			

A/C
ComponentsBrake System
ComponentsClutch,
Transmission,
PTOCooling
System
Components

Drivelines

Electrical
ComponentsEngine
Components

Filters










Front Axle
SteeringFuel System
ComponentsGauges,
Instruments,
CablesHitch,
Implement
ComponentsHydraulic,
Power SteeringManuals &
Decals

Muffler

Rear Axle
Differential



Roller Chain

Seats, Other
ComponentsSheet Metal,
GrilleTools & Shop
SuppliesWheels, Hubs,
Components

	PART NO.	DESCRIPTION	REFERENCE NO.
A/C Components		3019-2779 Belt	K5140-71422; K5410-71420
Brake System Components		FITS MODELS: RCK48R-21G TECH NOTES: 5/8" by 102 3/8" Double V belt	
Clutch, Transmission, PTO		3019-2788 Belt	70722-34710; 76535-34710
Cooling System Components		FITS MODELS: RC60-72H; RC60-82H; RC60-92H; RCB60-I; RCB60-IA; RCB60-IAE; RCB60-IE TECH NOTES: 5/8" by 111"	
Drivelines		3019-2792 Belt	70722-34710; 76535-34710
Electrical Components		FITS MODELS: RC60-72H; RC60-82H; RCB60-I; RCB60-IA; RCB60-IAE; RCB60-IE TECH NOTES: 5/8" by 113"	
Engine Components		3019-2793 Belt	K5221-71410
Filters		FITS MODELS: GR2020G Mower; GR2020GB Mower; GR2100 Mower; GR2110 Mower; GR2120 Mower; GR2120B Mower; RCK54-23ZG; RCK54GR; RCK54P23BX; RCK54TG; TG1860 Mower; TG1860G Mower; ZG23 Mower; ZG23F Mower TECH NOTES: 5/8" by 113"	
Front Axle Steering		3019-2809 Belt	70725-34710; 70725-34712
Fuel System Components		FITS MODELS: F2000 Mower; F2100 Mower; F2100E Mower; F2400 Mower; RC60-72; RC60-72A; RC60-F20; RC60-F24 TECH NOTES: 5/8" by 122"	
Gauges, Instruments, Cables		3019-2856 Belt	70050-93146; 70050-94495
Hitch, Implement Components		FITS MODELS: RC60R-F30; RC60R-F30B; RC72R-F30B; RCR48; RCR72 TECH NOTES: 5/8" by 175 3/4"	
Hydraulic, Power Steering		AQP-265-924 Belt	K5351-34710; K5351-34711
Manuals & Decals		FITS MODELS: ZD326 Mower; ZD331 Mower TECH NOTES: Banded Belt: W: 1", L: 113"	
Muffler		1913-2200 Blade Bolt	K5651-34370; K5651-34372
Rear Axle Differential		FITS MODELS: RCK48P-723Z; RCK54-18Z; RCK54-24B; RCK54-29B; RCK54-32; RCK54P-321Z; RCK54P-724Z; RCK60-21Z; RCK60-24B; RCK60-27B; RCK60-28Z; RCK60-29B; RCK60-30B; RCK60-32; RCK60-F30; RCK60P-1000Z; RCK60P-1200Z; RCK60P-21Z; RCK60P-227Z; RCK60P-28Z; RCK60P-327Z; RCK60P-331Z; RCK60P-725Z; RCK60P-F36; RCK60P-F39; RCK60R-331Z; RCK60R-F36; RCK72P-1200Z; RCK72P-28Z; RCK72P-331Z; RCK72P-332Z; RCK72P-F36; RCK72P-F39; RCK72R-F36; ZD321 Mower; ZD326S Mower	
Roller Chain		1913-2201 Blade Bolt Beveled Washer	K5651-34350; K5651-34352
Seats, Other Components		TECH NOTES: Recommended Torque specification is 85 Ft pounds when installed properly. Outside diameter 2 3/4". Inside hole size 1 1/8"	
Sheet Metal, Grille			
Tools & Shop Supplies			
Wheels, Hubs, Components			

Replacement Hitch, Implement Components

KUBOTA

	PART NO.	DESCRIPTION	REFERENCE NO.
	1913-2202	Dust Cup	K5647-34310; K5647-34312
FITS MODELS: RCK48GR; RCK48P-1000Z; RCK48P-222Z; RCK54GR; RCK54P-1000Z; RCK54P-227Z; RCK54P-321Z; RCK60P-1000Z; RCK60P-21Z; RCK60P-227Z; RCK60P-28Z; RCK60P-327Z; RCK60P-331Z; RCK60P-F36; RCK60P-F39; RCK60R-F36; RCK72P-28Z; RCK72P-331Z; RCK72P-332Z; RCK72P-F36; RCK72P-F39; RCK72R-F36			
	AQP-330-552	Hi-Lift Blade	330-552; 70000-00602; 70000-25001; 76539-34330; K5651-34340
FITS MODELS: F2560E Mower; F3060 Mower; G1900 Mower; G2000 Mower TECH NOTES: Mower Blade: LOA: 20 1/2", ID: 1 1/8", W: 2 1/2", Thk: .250", Heavy Duty.			
	AQP-330-823	Hi-Lift Blade	330-823; 70000-00602; 76539-34330; K5647-34330; K5647-34340; K5647-97530; K5668-34350; K5668-97530
FITS MODELS: ZD21 Mower; ZD25 Mower; ZD28 Mower; ZD323 Mower; ZD326 Mower; ZD331 Mower TECH NOTES: Mower Blade: LOA: 20 1/2", ID: 1 1/8", W: 2 1/2", Thk: .250", Heavy Duty.			
	AQP-330-831	Medium-Lift Blade	330-831; K5371-34340; K5371-99040
TECH NOTES: Mower Blade: LOA: 20 1/2", ID: 7/8", W: 2 1/2", Thk: .250", Heavy Duty.			
	1913-2203	Roller Wheel	K5673-46251; K5763-46250; K5763-46253
FITS MODELS: RCK48P-723Z; RCK54-18Z; RCK54-24B; RCK54-29B; RCK54-32; RCK54-75B; RCK54P-321Z; RCK54P-724Z; RCK60-21Z; RCK60-24B; RCK60-27B; RCK60-28Z; RCK60-29B; RCK60-30B; RCK60-32; RCK60B-75B; RCK60P-1000Z; RCK60P-1200Z; RCK60P-21Z; RCK60P-227Z; RCK60P-28Z; RCK60P-327Z; RCK60P-331Z; RCK60P-725Z; RCK60R-331Z; RCK72-28Z; RCK72P-1200Z; RCK72P-28Z; RCK72P-331Z; RCK72P-332Z TECH NOTES: ID: 1/2" (13mm), OD: 3" (76mm), LOA: 4" (102mm). Anti Scalp Roller for Kubota RCK series mower decks.			
	AQP-330-650	Standard Blade	330-650; K5617-34330; K5617-97530
TECH NOTES: Mower Blade: LOA: 18 5/8", ID: 3/4", W: 2 1/2", Thk: .250", Heavy Duty.			
	AQP-330-801	Standard Blade	330-801; 70000-25002; 70000-25013; 76553-34330; K5676-97520
FITS MODELS: B2150D; F2560 Mower; F3060 Mower TECH NOTES: Mower Blade: LOA: 24 1/2", ID: 1 1/8", W: 2 1/2", Thk: .250", Heavy Duty.			
	AQP-330-821	Standard Blade	330-821; K5182-71840; K5575-34330; K5575-97530
TECH NOTES: Mower Blade: LOA: 16 1/2", ID: 11/16", W: 2 1/2", Thk: .250", Heavy Duty.			
	AQP-302-630	Toothed Blade	302-630; 70000-00602; 70000-25001; 76539-34330; K5651-34340
TECH NOTES: Mower Blade: LOA: 20 1/2", ID: 1 1/8", W: 2 1/2", Thk: .250", Heavy Duty.			

A/C
ComponentsBrake System
ComponentsClutch,
Transmission,
PTOCooling
System
Components

Drivelines

Electrical
ComponentsEngine
Components

Filters










Front Axle
SteeringFuel System
ComponentsGauges,
Instruments,
CablesHitch,
Implement
ComponentsHydraulic,
Power SteeringManuals &
Decals

Muffler

Rear Axle
Differential










Roller Chain

Seats, Other
ComponentsSheet Metal,
GrilleTools & Shop
SuppliesWheels, Hubs,
Components

	PART NO.	DESCRIPTION	REFERENCE NO.
A/C Components		1901-1200	Hydraulic Cylinder Seal Kit 68191-91020
Brake System Components		FITS MODELS: KH41 Excavator TECH NOTES: Rod: 30 mm, Bore: 55 mm	
Clutch, Transmission, PTO		1901-1201	Hydraulic Cylinder Seal Kit 68271-99300
Cooling System Components		FITS MODELS: KH-170L; KH-28L TECH NOTES: Bore 80 mm, Rod 50 mm	
Drivelines		1901-1202	Hydraulic Cylinder Seal Kit 68271-99400
Electrical Components		FITS MODELS: KH-170L; KH-18L; KH-28L TECH NOTES: Bore 90 mm, Rod 55mm	
Engine Components		1901-1203	Hydraulic Cylinder Seal Kit 68131-64420; 68131-64430; 68271-99500; 68331-67430; 68331-67570; 68331-67580; 68331-67830
Filters		FITS MODELS: KH-1; KH-170L; KH-18L; KH-28L TECH NOTES: Bore 80 mm x Rod 50 mm	
Front Axle Steering		1901-1204	Hydraulic Cylinder Seal Kit 68271-99600
Fuel System Components		FITS MODELS: KH-170L; KH-28L TECH NOTES: Bore 100mm x Rod 55mm	
Gauges, Instruments, Cables		1901-1205	Hydraulic Cylinder Seal Kit 68271-99800
Hitch, Implement Components		FITS MODELS: KH-170L; KH-28L TECH NOTES: Bore 80mm x Rod 45mm	
Hydraulic, Power Steering		1901-1206	Hydraulic Cylinder Seal Kit 68301-91050; 68311-91050
Manuals & Decals		FITS MODELS: KX101 Excavator; KX71 Excavator TECH NOTES: Rod 45mm X Bore 90mm	
Muffler		1901-1207	Hydraulic Cylinder Seal Kit 68311-91010; 68311-91012
Rear Axle Differential		FITS MODELS: KH101 Excavator; KH71 Excavator TECH NOTES: Bore 80mm x Rod 40mm	
Roller Chain		1901-1208	Hydraulic Cylinder Seal Kit 68493-91020
Seats, Other Components		FITS MODELS: KH191 Excavator TECH NOTES: Bore 120mm x Rod 60mm	
Sheet Metal, Grille			
Tools & Shop Supplies			
Wheels, Hubs, Components			

Replacement Hydraulic, Power Steering

KUBOTA

	PART NO.	DESCRIPTION	REFERENCE NO.
 FITS MODELS: KH191 Excavator TECH NOTES: Bore 90 mm x Rod 55 mm	1901-1209	Hydraulic Cylinder Seal Kit	68493-91030
 FITS MODELS: KH191 Excavator TECH NOTES: Bore 80mm x Rod 50mm	1901-1210	Hydraulic Cylinder Seal Kit	68493-91040
 FITS MODELS: KH191 Excavator ECH NOTES: Bore 110mm x Rod 60mm	1901-1211	Hydraulic Cylinder Seal Kit	68493-91050
 FITS MODELS: KH191 Excavator TECH NOTES: Bore 110mm x Rod 60mm	1901-1212	Hydraulic Cylinder Seal Kit	68499-91010
 FITS MODELS: KH36 Excavator; KH41 Excavator TECH NOTES: Bore 55mm x Rod 30mm	1901-1213	Hydraulic Cylinder Seal Kit	68511-91010
 FITS MODELS: KH41 Excavator; KX41H Excavator TECH NOTES: Bore 55mm x Rod 30mm	1901-1214	Hydraulic Cylinder Seal Kit	68511-91110
 FITS MODELS: KH41 Excavator; KX41H Excavator TECH NOTES: Rod x Bore 35 X 70 mm	1901-1215	Hydraulic Cylinder Seal Kit	68511-91120
 FITS MODELS: KH-51H; KH-61H; KH-66H; KH-91H; KH101 Excavator; KH51 Excavator; KH61 Excavator; KH66 Excavator; KH91 Excavator TECH NOTES: Rod x Bore 40 X 80 mm	1901-1216	Hydraulic Cylinder Seal Kit	68541-91010
 FITS MODELS: KH-91H; KH101 Excavator; KH91 Excavator TECH NOTES: Rod x Bore 45 X 90 mm	1901-1217	Hydraulic Cylinder Seal Kit	68581-91020

A/C
ComponentsBrake System
ComponentsClutch,
Transmission,
PTOCooling
System
Components

Drivelines

Electrical
ComponentsEngine
Components

Filters











Front Axle
SteeringFuel System
ComponentsGauges,
Instruments,
CablesHitch,
Implement
ComponentsHydraulic,
Power SteeringManuals &
Decals

Muffler

Rear Axle
Differential










Roller Chain

Seats, Other
ComponentsSheet Metal,
GrilleTools & Shop
SuppliesWheels, Hubs,
Components

	PART NO.	DESCRIPTION	REFERENCE NO.
A/C Components	 1901-1218	Hydraulic Cylinder Seal Kit	68581-91030
Brake System Components	<i>FITS MODELS:</i> KH-66H; KH-91H; KH101 Excavator; KH66 Excavator; KH91 Excavator <i>TECH NOTES:</i> Rod x Bore 45 X 80 mm		
Clutch, Transmission, PTO	 1901-1219	Hydraulic Cylinder Seal Kit	68651-91020
Cooling System Components	<i>FITS MODELS:</i> KH101 Excavator; KH91 Excavator; KX101 Excavator <i>TECH NOTES:</i> Rod x Bore 45 X 90 mm		
Drivelines	 1901-1220	Hydraulic Cylinder Seal Kit	68651-91030
Electrical Components	<i>FITS MODELS:</i> KH101 Excavator; KH66 Excavator; KH91 Excavator; KX101 Excavator <i>TECH NOTES:</i> Rod x Bore 45 X 90 mm		
Engine Components	 1901-1221	Hydraulic Cylinder Seal Kit	68721-91130
Filters	<i>FITS MODELS:</i> KH36 Excavator; R310BH Loader <i>TECH NOTES:</i> Rod x Bore 30 x 50 mm		
Front Axle Steering	 1901-1222	Hydraulic Cylinder Seal Kit	68721-91160
Fuel System Components	<i>FITS MODELS:</i> KH36 Excavator <i>TECH NOTES:</i> Rod x Bore 35 X 65 mm		
Gauges, Instruments, Cables	 1901-1223	Hydraulic Cylinder Seal Kit	68761-91040; 68761-91140
Hitch, Implement Components	<i>FITS MODELS:</i> KH90 Excavator <i>TECH NOTES:</i> Rod x Bore 45 X 70 mm		
Hydraulic, Power Steering	 1901-1224	Hydraulic Cylinder Seal Kit	68761-91050; 68761-91150
Manuals & Decals	<i>FITS MODELS:</i> KH-90H; KH-91H; KH101 Excavator; KH91 Excavator <i>TECH NOTES:</i> Rod x Bore 45 X 90 mm		
Muffler	 1901-1225	Hydraulic Cylinder Seal Kit	68761-91060
Rear Axle Differential	<i>FITS MODELS:</i> KH-51H; KH-91H; KH101 Excavator; KH51 Excavator; KH91 Excavator <i>TECH NOTES:</i> Bore 70 mm, Rod 40 mm		
Roller Chain	 1901-1226	Hydraulic Cylinder Seal Kit	68761-91020; 68761-91120
Seats, Other Components	<i>FITS MODELS:</i> KH-90H <i>TECH NOTES:</i> Bore 90 mm, Rod 45 mm		
Sheet Metal, Grille	 1901-1227	Hydraulic Cylinder Seal Kit	68761-91130
Tools & Shop Supplies	<i>FITS MODELS:</i> KH-90H; KH90 Excavator <i>TECH NOTES:</i> Rod x Bore 45 X 80 mm		
Wheels, Hubs, Components	<i>FITS MODELS:</i> KH-90H; KH90 Excavator <i>TECH NOTES:</i> Rod x Bore 45 X 80 mm		

Replacement Hydraulic, Power Steering

KUBOTA

	PART NO.	DESCRIPTION	REFERENCE NO.
	1901-1228	Hydraulic Cylinder Seal Kit	68761-91050; 68761-91150
FITS MODELS: KH-90H; KH-91H; KH101 Excavator; KH90 Excavator; KH91 Excavator TECH NOTES: Bore 90 mm, Rod 45 mm			
	1901-1229	Hydraulic Cylinder Seal Kit	68811-93070
FITS MODELS: H400 Loader; H400B Loader TECH NOTES: Rod x Bore 40 x 70 mm			
	1901-1230	Hydraulic Cylinder Seal Kit	68311-91030; 68861-93300
FITS MODELS: KX101 Excavator; KX71 Excavator; R410 Loader; R410B Loader TECH NOTES: Rod x Bore 40 X 70 mm			
	1901-1231	Hydraulic Cylinder Seal Kit	RB101-91020; RC411-71880
FITS MODELS: KX41-2 Excavator TECH NOTES: Bore 55 mm, Rod 30 mm			
	1901-1232	Hydraulic Cylinder Seal Kit	HRB20-91010; RB201-91010
FITS MODELS: KX41-2 Excavator TECH NOTES: Bore 55 mm, Rod 30 mm			
	1901-1233	Hydraulic Cylinder Seal Kit	RB201-91030
FITS MODELS: KX41-2 Excavator TECH NOTES: Bore 70 mm, Rod 35 mm			
	1901-1234	Hydraulic Cylinder Seal Kit	RB201-91040; RB201-91050
FITS MODELS: KX41-2 Excavator TECH NOTES: Bore 60 mm, Rod 35 mm			
	1901-1235	Hydraulic Cylinder Seal Kit	RD118-71270
FITS MODELS: KX121-3 Excavator; KX121-3S Excavator; KX121-3ST Excavator TECH NOTES: Rod x Bore 45 X 80 mm			
	1901-1236	Hydraulic Cylinder Seal Kit	RD118-71350
FITS MODELS: KX121-3 Excavator; KX121-3S Excavator; KX121-3ST Excavator; KX91-3S2; U35-S2 Excavator TECH NOTES: Rod x Bore 30 X 55 mm			

A/C
ComponentsBrake System
ComponentsClutch,
Transmission,
PTOCooling
System
Components

Drivelines

Electrical
ComponentsEngine
Components

Filters

Front Axle
SteeringFuel System
ComponentsGauges,
Instruments,
CablesHitch,
Implement
ComponentsHydraulic,
Power SteeringManuals &
Decals

Muffler










Rear Axle
Differential

Roller Chain

Seats, Other
ComponentsSheet Metal,
GrilleTools & Shop
SuppliesWheels, Hubs,
Components








KUBOTA

Replacement Hydraulic, Power Steering

	PART NO.	DESCRIPTION	REFERENCE NO.
A/C Components		1901-1237 Hydraulic Cylinder Seal Kit	RD118-71400
Brake System Components		FITS MODELS: KX121-3 Excavator; KX121-3S Excavator; KX121-3ST Excavator TECH NOTES: Rod x Bore 50 X 85 mm	
Clutch, Transmission, PTO		1901-1238 Hydraulic Cylinder Seal Kit	RD118-71640
Cooling System Components		FITS MODELS: KX121-3 Excavator; KX121-3S Excavator; KX121-3ST Excavator TECH NOTES: Rod x Bore 45 X 75 mm	
Drivelines		1901-1239 Hydraulic Cylinder Seal Kit	RD118-71870
Electrical Components		FITS MODELS: KX121-3 Excavator; KX121-3S Excavator; KX121-3ST Excavator TECH NOTES: Rod x Bore 55 X 95 mm	
Engine Components		1901-1240 Hydraulic Cylinder Seal Kit	RD411-71820
Filters		FITS MODELS: KX121-3 Excavator; KX121-3S Excavator; KX121-3ST Excavator; U45S Excavator; U45ST Excavator TECH NOTES: Rod x Bore 40 X 75 mm	
Front Axle Steering		1901-1241 Hydraulic Cylinder Seal Kit	RD511-71270
Fuel System Components		FITS MODELS: KX161-3 Excavator; KX161-3S Excavator TECH NOTES: Rod x Bore 50 X 90 mm	
Gauges, Instruments, Cables		1901-1242 Hydraulic Cylinder Seal Kit	RD511-71490
Hitch, Implement Components		FITS MODELS: KX161-3 Excavator; KX161-3S Excavator; KX161-3ST Excavator TECH NOTES: Bore 95 mm, Rod 55 mm	
Hydraulic, Power Steering		1901-1243 Hydraulic Cylinder Seal Kit	RD511-71820
Manuals & Decals		FITS MODELS: KX161-3 Excavator; KX161-3S Excavator; KX161-3ST Excavator TECH NOTES: Bore 75 mm, Rod 45 mm	
Muffler		1901-1244 Hydraulic Cylinder Seal Kit	RD511-71870
Rear Axle Differential		FITS MODELS: KX161-3 Excavator; KX161-3S Excavator; KX161-3ST Excavator TECH NOTES: Rod x Bore 55 X 105 mm	
Roller Chain		1901-1245 Hydraulic Cylinder Seal Kit	RD518-71640; RD518-71642
Seats, Other Components		FITS MODELS: KX161-3 Excavator; KX161-3S Excavator; U45S Excavator TECH NOTES: Bore 85 mm, Rod 50 mm	
Sheet Metal, Grille	FITS MODELS: KX161-3 Excavator; KX161-3S Excavator; KX161-3ST Excavator TECH NOTES: Bore 85 mm, Rod 50 mm		
Tools & Shop Supplies	FITS MODELS: KX161-3 Excavator; KX161-3S Excavator; KX161-3ST Excavator TECH NOTES: Bore 85 mm, Rod 50 mm		
Wheels, Hubs, Components	FITS MODELS: KX161-3 Excavator; KX161-3S Excavator; KX161-3ST Excavator TECH NOTES: Bore 85 mm, Rod 50 mm		

Replacement Hydraulic, Power Steering

KUBOTA

	PART NO.	DESCRIPTION	REFERENCE NO.
	1901-1246	Hydraulic Cylinder Seal Kit	RD548-71130
FITS MODELS: KX161-3ST Excavator TECH NOTES: Bore 90 mm, Rod 50 mm			
	1901-1247	Hydraulic Cylinder Seal Kit	RD548-71330
FITS MODELS: KX161-3ST Excavator; U45ST Excavator TECH NOTES: Bore 105 mm, Rod 55 mm			
	1901-1000	Hydraulic Pump	34150-36100; 34150-36102; 34150-36103; 34150-36110; 35110-76100; 35110-76101; 35180-36100; 37150-36100; 37150-36110; 7000-36100
FITS MODELS: L175; L185DT; L185F; L225; L225DT; L245DT; L245F; L245H; L285P; L285WP; L295DT; L295F			
	1901-1001	Hydraulic Pump	3C001-82200; 3C001-82202; 3C001-82203; 3C001-82204
FITS MODELS: M5040DT; M5040DT1; M5040DTC; M5040DTC1; M5040F; M5040F1; M5040FC; M5040FC1; M5040HD; M5040HD1; M5040HDC; M5040HDC1; M5140DT; M5140DTC; M5140F; M5140FC; M5140HD; M5140HDC; M5660SUH; M5660SUHD; M6040DT; M6040DT1; M6040DTC; M6040DTC1; M6040F; M6040F1; M6040FC; M6040FC1; M6040HD; M6040HDC; M6040HDC1; M6040HDNB1; M6060HD; M6060HDC; M6060HFC; M7040DT; M7040DT1; M7040DTC; M7040DTC1; M7040F; M7040F1; M7040FC; M7040FC1; M7040HD; M7040HD1; M7040HDC; M7040HDC1; M7040HDCLTD; M7040HDNB; M7040HD- NB1; M7040HDNBC; M7040SUH; M7040SUHD; M7060HD; M7060HDC; M7060HFC; M8540HDNB; M8540HDNB1; M8540HDNBC; M8540HDNBPC TECH NOTES: Tandem Pump. 16ccm / 8ccm			
	1901-1002	Hydraulic Pump	6C040-36300; 6C040-36306; 6C040-36308; 6C040-37300; 6C040-37303
FITS MODELS: B1700D; B1700E; B1700HSD; B1700HSE; B2100D; B2100E; B2100HSD; B2100HSE; B2400D; B2400E; B2400HSD; B2400HSE; BX1500D; BX1800D; BX1830D; BX2200D; BX22D; BX23D TECH NOTES: 10ccm/r, Max pressure 20MPa.			
	1901-1003	Hydraulic Pump	6C200-37300; 6C200-37302; 6C200-37303; 6C200-37304; 6C200-37305
FITS MODELS: B2301HSD; B2320DT; B2320DTN-1; B2320DTWO; B2320HSD; B2320HSDN; B2601HSD; B2620HSD; B2630HSD; B2650HSD; B2650HSDC; B2920HSD; B3000HSDC; B3000HSDCC; B3030HSD; B3030HSDC; B3030HSDCC; B3350HSD; B3350HSDC; B3350SUHD TECH NOTES: 18-6ccm/r, max pressure 20MPa			
	1901-1004	Hydraulic Pump	T1150-36400; T1150-36403; T1150-36407; T1150-36409; T1150-36440
FITS MODELS: L2501D; L2501F; L2501H; L2800DT; L2800F; L2800HST; L3130DT; L3130F; L3130GST; L3130HST; L3200DT; L3200F; L3200H; L3240DT; L3240DT3; L3240F; L3240F3; L3240GST; L3240GST3; L3240HST; L3240HST3; L3240HSTC; L3240HSTC3; L3301DT; L3301F; L3301H; L3400DT; L3400F; L3400HST; L3430DT; L3430GST; L3430HST; L3430HSTC; L3540GST; L3540GST3; L3540HST; L3540HST3; L3540HSTC; L3540HSTC3; L3560DT; L3560GST; L3560HST; L3560HSTC; L3700SU; L3800DT; L3800F; L3800H; L3830DT; L3830F; L3830GST; L3830HST; L3901F; L3901H; L3940DT; L4300DT; L4300F; L4400DT; L4400F; L4400H; L4600DT; L4600F; L4600H; L4701DT; L4701F; L4701H TECH NOTES: 12ccm/r, max pressure 20MPa			
	1901-1005	Hydraulic Pump	TC050-36400; TC050-36403; TC050-36407; TC050-36409; TC050-36440
FITS MODELS: L3940DT; L3940DT3; L3940GST; L3940GST3; L3940HST; L3940HST3; L3940HSTC; L3940HSTC3; L4060DT; L4060GST; L4060HST; L4060HSTC; L4240DT; L4240DT3; L4240GST; L4240GST3; L4240HST; L4240HST3; L4240HSTC; L4240HSTC3; L4330DT; L4330GST; L4330HST; L4330HSTC; L4630DT; L4630GST; L4630GSTC; L4630HST; L4740GST; L4740GST3; L4740HST; L4740HST3; L4740HSTC; L4740HSTC3; L4760GST; L4760HST; L4760HSTC; L5030GST; L5030HST; L5030HSTC; L5040GST; L5040GST3; L5060GST; L5240HST; L5240HST3; L5240HSTC; L5240HSTC3; L5460HST; L5460HSTC; L5740HST; L5740HST3; L5740HSTC; L5740HSTC3; L6060HST; L6060HSTC; MX4700DT; MX4700F; MX4700H; MX4800DT; MX4800F; MX4800H; MX5000DT; MX5000F; MX5000SU; MX5100DT; MX5100F; MX5100H; MX5200DT; MX5200F; MX5200H; MX5800H TECH NOTES: 12-6ccm/r, max pressure 20MPa			

A/C
ComponentsBrake System
ComponentsClutch,
Transmission,
PTOCooling
System
Components

Drivelines

Electrical
ComponentsEngine
Components

Filters



Front Axle
SteeringFuel System
ComponentsGauges,
Instruments,
CablesHitch,
Implement
ComponentsHydraulic,
Power SteeringManuals &
Decals

Muffler

Rear Axle
Differential



Roller Chain

Seats, Other
ComponentsSheet Metal,
GrilleTools & Shop
SuppliesWheels, Hubs,
Components

	PART NO.	DESCRIPTION	REFERENCE NO.
A/C Components	1917-7710	Exhaust Pipe	15221-12410; 34159-62210; 34219-12410; 34219-12412; 4219-12413; 35290-12410; KUE-1
Brake System Components			
Clutch, Transmission, PTO	FITS MODELS: L185DT; L185F; L2050DT; L2050F; L225DT; L235; L2350DT; L2350F; L245DT; L245F; L245H; L2500DT; L2500F; L2600DT; L2600F; L275; L295DT; L295F; L3000DT; L3000F; L305DT; L305F TECH NOTES: Inlet I.D. 1-3/4", Outlet O.D. 1-1/4", O/A Length 24-1/4".		
Cooling System Components	1917-8300	Muffler	15221-12110; 15221-12115; 15221-12116; 15575-12110; 32430-12110
Drivelines			
Electrical Components	FITS MODELS: L185DT; L185F; L2050DT; L2050F; L225; L2250DT; L2250F; L225DT; L235; L2350DT; L2350F; L245DT; L245F; L245H; L2500DT; L2500F; L2550DT; L2550F; L2600DT; L2600F; L275; L2850DT; L285P; L285WP; L295DT; L295F; L3000DT; L3000F; L305DT; L305F; L345 TECH NOTES: Inlet I.D. 1-5/8", Outlet O.D. 1-3/4", O/A Length 20-1/2", Inlet Length 2", Outlet Length 2", Shell Length 16-1/2".		
Engine Components	1917-8301	Muffler	15751-12010
Filters			
Front Axle Steering	FITS MODELS: B1550D; B1550E; B1550HSTD; B1550HSTE; B1750D; B1750E; B1750HSTD; B1750HSTE; B5200D; B5200E; B6200D; B6200E; B6200HSTD; B6200HSTE; B7200D; B7200E; B7200HSTD; B7200HSTE TECH NOTES: Inlet I.D. Base Plate, Outlet O.D. 1-3/4", O/A Length 20", Inlet Length 6", Outlet Length 2-3/4", Shell Length 10-1/2".		
Fuel System Components	1917-8302	Muffler	15621-12110
Gauges, Instruments, Cables	FITS MODELS: M4950; M4950DT; M4950DTS; M4950S; M5950; M5950C; M5950DTC; M5950DTS; M5950S; M6950; M6950C; M6950DT; M6950DTC; M6950DTS; M6950S; M6970DT; M7950; M7950C; M7950DT; M7950DT-Mudder; M7950DTC; M7950DTS; M7950H; M7950S; M7950W; M7970DT TECH NOTES: Inlet I.D. Base Plate, Outlet O.D. 2", O/A Length 34", Inlet Length 2-3/4", Outlet Length 3-1/2", Shell Length 28".		
Hitch, Implement Components			
Hydraulic, Power Steering	1917-8303	Muffler Conversion Kit	15541-12110
Manuals & Decals			
Muffler	FITS MODELS: B1550D; B1550E; B1550HSTD; B1550HSTE; B1750D; B1750E; B1750HSTD; B1750HSTE; B6200D; B6200E; B7200D; B7200E TECH NOTES: Convert vertical to horizontal muffler		
Rear Axle Differential			
Roller Chain			
Seats, Other Components			
Sheet Metal, Grille			
Tools & Shop Supplies			
Wheels, Hubs, Components			

Replacement Rear Axle Differential

KUBOTA

	PART NO.	DESCRIPTION	REFERENCE NO.
	1905-2000	Bearing	08141-06206
<p>FITS MODELS: KH-1; KH-60H; KH-61H; KH-66H; KH-90H; KH-91H; KH101 Excavator; KH66 Excavator; KH90 Excavator; KH91 Excavator; KX101 Excavator; KX71 Excavator; M126XDTTC; M126XDTPC; M135GXDTTC; M135GXDTSC; M135XDTTC; M135XDTSC; M6-131DTC; M6-141DTC; M6-141DTS; M7580DT; M7580DTC; M8580DT; M8580DTC; RTV1100CR; RTV1100CR9; RTV1100CRX; RTV1100CW; RTV1100CW9; RTV1100CW9; RTV1140CPX; RTV1140CPXR; RTV900G; RTV900G6; RTV900G9; RTV900R6; RTV900R9; RTV900RSD; RTV900RSDL; RTV900T; RTV900T2; RTV900T5H; RTV900T6; RTV900T9; RTV900W; RTV900W6; RTV900W6SE; RTV900W8SE; RTV900W9; RTV900W9SE; RTV900XTG; RTV900XTR; RTV900XTS; RTV900XTT; RTV900XTW; TG1860G Mower</p> <p>TECH NOTES: Sealed roller bearing, OD: 2.44" (61.95)mm, ID: 1.18" (29.95)mm, W: 0.63" (15.95)mm.</p>			
	1905-2001	Bearing	08101-06307; 12499-91140; 70030-35028; MM001-06307; TD030-12540
<p>FITS MODELS: B20 Indust/Const; B2150D; B2150E; B2150HSD; B2150HSE; B40C; B8200DP; B8200EP; B8200HSTDP; B8200HSTEP; B9200DCDP; B9200DCEP; B9200HSDTOW; B9200HSTDP; B9200HSTEP; BL52C; BL60C; FL1000 Tiller; FL850 Tiller; KH-170L; KH-28L; KH151 Excavator; KH191 Excavator; KX151 Excavator; L185DT; L185F; L2250DT; L2250F; L2250DT; L235; L245DT; L245F; L2501D; L2501F; L2501H; L2550DT; L2550DTGST; L2550F; L2550TOW; L2650DT; L2650DTGST; L2650DTWET; L2650F; L275; L2800DT; L2800F; L2800HST; L285P; L285WP; L2900DT; L2900DTGST; L2900F; L2950DT; L2950DTGST; L2950DTWET; L2950F; L3010DT; L3010F; L3010GST; L3010HST; L3200DT; L3200F; L3200H; L3240DT; L3240DT3; L3240F; L3240F3; L3240GST; L3240GST3; L3240HST; L3240HST3; L3240HSTC; L3240HSTC3; L3300DT; L3300DTGST; L3300F; L3350DT; L3400DT; L3400F; L3410DT; L3410GST; L3410HST; L3430DT; L3430GST; L3430HST; L3430HSTC; L35 Indust/Const; L3540GST; L3540GST3; L3540HST; L3540HST3; L3540HSTC; L3540HSTC3; L3560DT; L3560GST; L3560HST; L3560HSTC; L3600DT; L3600DTC; L3600DTGST; L3600DTGSTC; L3700SU; L3710DT; L3710DTHSTC; L3750; L3750DT; L3800DT; L3800F; L3800H; L3830DT; L3830GST; L3830HST; L39 Indust/Const; L3940DT; L3940DT3; L3940GST; L3940GST3; L3940HST; L3940HST3; L3940HSTC; L3940HSTC3; L4060DT; L4060GST; L4060HST; L4060HSTC; L4150; L4150DT; L4150DTN; L4200DT; L4200DTC; L4200DTGST; L4200DTGSTC; L4300DT; L4310DT; L4310DTGSTC; L4310DTHSTC; L4350DT; L4400DT; L4400H; L4600DT; L4600H; L4701DT; L4701H; L4850DT; L5450DT; M105SC; M105SDS; M105SDSF; M105SDSL; M105SDSL2; M105SDSL3; M105SH; M105SHC; M105SHD; M105SHDC; M105SHDC2; M105SSDS; M4000; M4030; M4030DT; M4030SU; M4030SUTF; M4050; M4050DT; M4500; M4500DT; M4950; M4950DT; M4950DTS; M4950S; M4N-071HD12; M4N-071HDC12; M4N-071HDRC12; M5-091HD; M5-091HD12; M5-091HDC; M5-091HDC12; M5-091HF; M5-091HFC; M5-111HD; M5-111HD12; M5-111HDC; M5-111HDC12; M5-111HDC24; M5-111HF; M5-111HFC; M5030; M5030DT; M5030SU; M5030SUMDT; M5040DT; M5040DT1; M5040DTC; M5040DTC1; M5040F; M5040F1; M5040FC; M5040FC1; M5040HD; M5040HD1; M5040HDC; M5040HDC1; M5140DT; M5140DTC; M5140F; M5140FC; M5140HD; M5140HDC; M5500; M5500DT; M5660SUH; M5660SUHD; M5950; M5950C; M5950DT; M5950DTC; M5950DTS; M5950S; M5N-111; M5N-091HD12; M5N-091HD24; M5N-091HDC12; M5N-091HDC12PC; M5N-091HDC24; M5N-091HDRC12; M5N-091HDRC24; M5N-111HD12; M5N-111HD24; M5N-111HDC12; M5N-111HDC24; M5N-111HDRC12; M5N-111HDRC24; M6030; M6030DT; M6030DTN; M6030DTNB; M6040DT; M6040DT1; M6040DTC; M6040DTC1; M6040F; M6040F1; M6040FC; M6040FC1; M6040HD; M6040HD1; M6040HDC; M6040HDC1; M6060HD; M6060HDC; M6060HFC; M6800DT; M6800HD; M6800HDC; M6800SDT; M6800SDTC; M6950; M6950C; M6950DT; M6950DTC; M6950DTS; M6950S; M6970DT; M7030; M7030DT; M7030DTNB; M7030N; M7030SU; M7030SUDT; M7040DT; M7040DT1; M7040DTC; M7040DTC1; M7040F; M7040F1; M7040FC; M7040FC1; M7040HD; M7040HD1; M7040HDC; M7040HDC1; M7040HDCLTD; M7040HDNB; M7040HDNB1; M7040HDNBC; M7060HD; M7060HD12; M7060HDC; M7060HDC12; M7060HFC; M7500; M7500ACL; M7500DT; M7500DTACL; M7950; M7950C; M7950DT; M7950DT-Mudder; M7950DTC; M7950DTS; M7950H; M7950S; M7950W; M7970DT; M8030; M8030DT; M8200; M8200C; M8200DT; M8200DTC; M8200HD; M8200HDC; M8540DT; M8540DT1; M8540DTC; M8540DTC1; M8540F; M8540F1; M8540FC; M8540FC1; M8540HD; M8540HD1; M8540HD12; M8540HD121; M8540HDC; M8540HDC1; M8540HDC12; M8540HDC121; M8540HDNB; M8540HDNB1; M8540HDNBC; M8540HDNBC10; M8540HDNBPC; M8560HD; M8560HD12; M8560HDC; M8560HDC12; M8560HF; M8560HFC; M8950; M8950C; M8950DT; M8950DTC; M8950DTS; M8950S; M8970DT; M9000; M9000C; M9000DT; M9000DTC; M9000DTL; M9000DTM; M9000DTMC; M9000HD; M9000HDC; M9000HDLF; M9540DT; M9540DT1; M9540DTC; M9540DTC1; M9540F; M9540F1; M9540FC; M9540FC1; M9540HD; M9540HD1; M9540HD12; M9540HD121; M9540HDC; M9540HDC1; M9540HDC12; M9540HDC121; M9540HDC241; M9540HDCLTD; M9540HDL; M9540HDL1; M9540HDL1S; M9540HFL; M9540HFL1; M9540HFL1S; M95SDS; M95SDTC; M95SH; M96SDS; M96SDSC; M96SH; M96SHDM; M9960HD; M9960HD12; M9960HDC; M9960HDC12; M9960HDC24; M9960HDL; M9960HDLN; M9960HF; M9960HFC; R2; R420 Loader; R420S Loader; R520 Loader; R520S Loader; T1460 Mower; T1560 Mower; T1700H Mower; T1700HX Mower</p> <p>TECH NOTES: Open ball bearing with OD: 3.15" (79.95)mm outside diameter, ID: 1.38" (34.95)mm inside diameter, W: 0.83" (20.92)mm width, deep groove type, greasable.</p>			

A/C
ComponentsBrake System
ComponentsClutch,
Transmission,
PTOCooling
System
Components

Drivelines

Electrical
ComponentsEngine
Components

Filters

Front Axle
SteeringFuel System
ComponentsGauges,
Instruments,
CablesHitch,
Implement
ComponentsHydraulic,
Power SteeringManuals &
Decals

Muffler

Rear Axle
Differential

Roller Chain

Seats, Other
ComponentsSheet Metal,
GrilleTools & Shop
SuppliesWheels, Hubs,
Components






KUBOTA

Replacement Rear Axle Differential

	PART NO.	DESCRIPTION	REFERENCE NO.
	1905-2002	Bearing	08101-06207; 08181-06207; 70030-35029; 70060-03352; T2050-23460
A/C Components	 <p>FITS MODELS: B21 Indust/Const; B2778; B40C; BL2576; BL2664; BL52C; BL60C; F2000 Mower; F2100 Mower; F2260 Mower; F2400 Mower; F2450CB; F2450CB-1; F2560 Mower; F2690 Mower; F2880F Mower; F3060 Mower; F3080 Mower; F3680 Mower; FL1000 Tiller; FL850 Tiller; FZ2100 Mower; FZ2400 Mower; G4100; GF1800 Mower; KH-35H; KH151 Excavator; KH191 Excavator; KH36 Excavator; KH41 Excavator; KX151 Excavator; L185DT; L185F; L2050DT; L2050F; L2052; L2052-1; L2062; L2062A; L2162; L2173; L2173A; L2174; L2174A; L2175; L2185; L2194; L2195; L2195A; L225; L2250DT; L2250F; L225DT; L235; L2350DT; L2350F; L235DT; L245DT; L245F; L2500DT; L2501D; L2501H; L2550DT; L2550DTGST; L2550F; L2550TOW; L2600DT; L260P; L2650DT; L2650DTGST; L2650DTWET; L2650F; L2674; L275; L2800DT; L2800HST; L2850DT; L2850DTGST; L2850F; L2900DT; L2900DTGST; L2900F; L2950DT; L2950DTGST; L2950DTWET; L2950F; L3000DT; L3000F; L3010DT; L3010F; L3010GST; L3010HST; L3130DT; L3130F; L3130GST; L3130HST; L3200DT; L3200H; L3240DT; L3240DT3; L3240F; L3240F3; L3240GST; L3240GST3; L3240HST; L3240HST3; L3240HSTC; L3240HSTC3; L3250DT; L3300DT; L3300DTGST; L3300F; L3301DT; L3301H; L3350DT; L3400DT; L3400HST; L3410DT; L3410GST; L3410HST; L3430DT; L3430GST; L3430HST; L3430HSTC; L3450DT; L3450DTGST; L3450DTWET; L35 Indust/Const; L3540GST; L3540GST3; L3540HST; L3540HST3; L3540HSTC; L3540HSTC3; L3560DT; L3560GST; L3560HST; L3560HSTC; L3600DT; L3600DTC; L3600DTGST; L3600DTGSTC; L3650DT; L3650DTGST; L3650DTWET; L3700SU; L3710DT; L3710DTHSTC; L3750; L3750DT; L3800DT; L3800H; L3830DT; L3830F; L3830GST; L3830HST; L39 Indust/Const; L3901DT; L3901H; L3940DT; L3940DT3; L3940GST; L3940GST3; L3940HST; L3940HST3; L3940HSTC; L3940HSTC3; L4060DT; L4060DTGST; L4060HST; L4060HSTC; L4150; L4150DT; L4150DTN; L4200DT; L4200DTGST; L4200DTGSTC; L4200F; L4200F3; L4200FGST; L4240DT; L4240DT3; L4240GST; L4240GST3; L4240HST; L4240HST3; L4240HSTC; L4240HSTC3; L4300DT; L4300F; L4310DT; L4310DTGST; L4310DTHSTC; L4310F; L4330DT; L4330GST; L4330HST; L4330HSTC; L4350DT; L4400DT; L4400F; L4400H; L45 Indust/Const; L4600DT; L4600F; L4600H; L4610DTGST; L4610DTHST; L4610DTHSTC; L4630DT; L4630GST; L4630GSTC; L4630HST; L47 Indust/Const; L4701DT; L4701F; L4701H; L4740GST; L4740GST3; L4740HST; L4740HST3; L4740HSTC; L4760GST; L4760HST; L4760HSTC; L48 Indust/Const; L4850DT; L5030GST; L5030HST; L5030HSTC; L5040GST; L5040GST3; L5060GST; L5240HST; L5240HST3; L5240HSTC; L5240HSTC3; L5450DT; L5460HST; L5460HSTC; L5740HST; L5740HST3; L5740HSTC; L5740HSTC3; L6060HST; L6060HSTC; L8413; M4030DT; M4900; M4900C; M4900DT; M4900DTC; M4N-071HD12; M4N-071HDC12; M4N-071HDC12; M5-091HD; M5-091HD12; M5-091HDC; M5-091HDC12; M5-091HF; M5-111HD; M5-111HD12; M5-111HDC; M5-111HDC24; M5-111HF; M5030DT; M5030SUMDT; M5040DT; M5040DT1; M5040DTC; M5040DTC1; M5040F; M5040F1; M5040FC; M5040FC1; M5040HD; M5040HD1; M5040HDC; M5040HDC1; M5140DT; M5140DTC; M5140F; M5140FC; M5140HD; M5140HDC; M5640SU; M5640SUD; M5640SUD1; M5660SUH; M5660SUHD; M5700; M5700C; M5700DT; M5700DTC; M5700DTN; M5700HD; M5700HDC; M59 Indust/Const; M5L-111; M5N-091HD12; M5N-091HD24; M5N-091HDC12; M5N-091HDC12PC; M5N-091HDC24; M5N-091HDC12; M5N-091HDC24; M5N-111HD12; M5N-111HD24; M5N-111HD24; M5N-111HDC12; M5N-111HDC24; M5N-111HDC24; M6030DT; M6030DTN; M6030DTNB; M6040DT; M6040DT1; M6040DTC; M6040DTC1; M6040F; M6040F1; M6040FC; M6040FC1; M6040HD; M6040HD1; M6040HDC; M6040HDC1; M6040HDNB; M6040HDNB1; M6060HD; M6060HDC; M6060HFC; M62 Indust/Const; M6800; M6800DT; M6800HD; M6800HDC; M6800S; M6800SC; M6800SDT; M6800SDTC; M7040DT; M7040DT1; M7040DTC; M7040DTC1; M7040F; M7040F1; M7040FC; M7040FC1; M7040HD; M7040HD1; M7040HDC; M7040HDC1; M7040HDCLTD; M7040HDNB; M7040HDNB1; M7040HDNBC; M7040SU; M7040SUD; M7040SUH; M7040SUHD; M7060HD; M7060HD12; M7060HDC; M7060HDC12; M7060HFC; M7580DT; M7580DTC; M8200; M8200C; M8200DT; M8200DTC; M8200DTN; M8200HD; M8200HDC; M8200SDTN; M8200SDTNC; M8540DT; M8540DT1; M8540DTC; M8540DTC1; M8540F; M8540F1; M8540FC; M8540FC1; M8540HD; M8540HD12; M8540HDC; M8540HDC1; M8540HDC12; M8540HDC121; M8540HDNB; M8540HDNB1; M8540HDNBC; M8540HDNBC10; M8540HDNBPC; M8560HD; M8560HD12; M8560HDC; M8560HDC12; M8560HFC; M8560HFC; M9000DTM; M9000DTC; M9540DT; M9540DT1; M9540DTC; M9540DTC1; M9540F; M9540F1; M9540FC; M9540FC1; M9540HD; M9540HD1; M9540HD12; M9540HD121; M9540HDC; M9540HDC1; M9540HDC12; M9540HDC121; M9540HDC241; M9540HDCLTD; M9540HDL; M9540HDL1; M9540HDL1S; M9540HFL; M9540HFL1S; M9540HFL1S; M9580DT; M9580DTC; M9960HD; M9960HD12; M9960HDC; M9960HDC12; M9960HDC24; M9960HDL; M9960HDL1S; M9960HDL1S; M9960HFL; M9960HFC; MX4700DT; MX4700F; MX4700H; MX4800DT; MX4800F; MX4800H; MX5000DT; MX5000F; MX5000SU; MX5100DT; MX5100F; MX5100H; MX5200DT; MX5200F; MX5200H; MX5800H; R400B Loader; RTV500-A; RTV500-H; RTV500R-A; RTV500R-H; RTV500R-H; RTVX1100CR; RTVX1100CW; RTVX1120DR; RTVX1120DW; RTVX1140R; RTVX1140W; RTVX900G; RTVX900R; RTVX900W; SB45-F; SB52-F-A; SB52-F-J; ZD1211 Mower; ZD1211L Mower; ZD1211R Mower; ZD1211RL Mower; ZD321N Mower; ZD321N Mower; ZD326P Mower; ZD326P Mower; ZD331LP Mower; ZD331LP Mower; ZD331P Mower; ZD331R Mower; ZG327P Mower; ZG327PA Mower; ZG327RP; ZG327RPA Mower; ZG332LP Mower; ZG332P Mower; ZP330LP Mower; ZP330P Mower</p>		
Brake System Components			
Clutch, Transmission, PTO			
Cooling System Components			
Drivelines			
Electrical Components			
Engine Components			
Filters			
Front Axle Steering			
Fuel System Components			
Gauges, Instruments, Cables			
Hitch, Implement Components			
Hydraulic, Power Steering			
Manuals & Decals	TECH NOTES: Open roller bearing 2.84" (72mm) OD, 1.38" (34.95mm) ID, 0.67" (16.95mm) W. Deep groove type.		
Muffler	1905-2003	Bearing	08101-06215
Rear Axle Differential	 <p>FITS MODELS: M100GXDT; M100XDT; M105SC; M105SDS; M105SDSF; M105SDSL; M105SDTC; M105SH; M105SHD; M105XDTC; M108SDS2; M108SDSC; M108SDSC2; M108SDSF; M108SDSL; M108SDSL2; M108SDSL2S; M108SDSLS; M108SH; M108SHC; M108SHD; M108SHDC; M108SHDC2; M108SSDS; M108X-DTC; M110DTC; M110FC; M110GXDT; M110XDT; M120DTC; M120FC; M125XDTC; M126GXDT; M126XDTC; M135GXDT; M135GXDTSC; M135XDTC; M135XDTCSC; M5500; M5500DT; M6-101DTC; M6-111DTC; M6-131DTC; M6-141DTC; M6-141DTSC; M6950; M6950C; M6950DT; M6950DTC; M6950DTS; M6950S; M6970DT; M6S-111SDSC; M6S-111SDSC2; M6S-111SHC; M6S-111SHDC; M6S-111SHDC2; M7030; M7030DT; M7030SU; M7030SUDT; M7500; M7500ACL; M7500DT; M7500DTACL; M7580DT; M7580DTC; M7950; M7950C; M7950DT; M7950DT-Mudder; M7950DTC; M7950DTS; M7950H; M7950S; M7950W; M7970DT; M8030; M8030DT; M8200; M8200C; M8200DT; M8200DTC; M8200HD; M8200HDC; M8540DT; M8540DT1; M8540DTC; M8540DTC1; M8540F; M8540F1; M8540FC; M8540FC1; M8540HD; M8540HD1; M8540HD12; M8540HDC; M8540HDC12; M8540HDC121; M8540HDC121; M8580DT; M8580DTC; M8950; M8950C; M8950DT; M8950DTC; M8950DTS; M8950S; M8970DT; M9000; M9000C; M9000DT; M9000DTC; M9000DTL; M9000HD; M9000HDC; M9000HDL; M9540DT; M9540DT1; M9540DTC; M9540DTC1; M9540F; M9540F1; M9540FC; M9540FC1; M9540HD; M9540HD1; M9540HD12; M9540HD121; M9540HDC; M9540HDC1; M9540HDC12; M9540HDC121; M9540HDC241; M9540HDL; M9540HDL1; M9540HDL1S; M9540HFL; M9540HFL1; M9540HFL1S; M9580DT; M9580DTC; M95SDS; M95SDTC; M95SH; M95XDTC; M96SDS; M96SDSC; M96SH</p>		
Roller Chain	TECH NOTES: 5.12" outside diameter, 2.95" inside diameter, 0.99" width. Open roller bearing design.		
Seats, Other Components			
Sheet Metal, Grille			
Tools & Shop Supplies			
Wheels, Hubs, Components			

Replacement Rear Axle Differential

KUBOTA

PART NO.	DESCRIPTION	REFERENCE NO.
 3021-0000	Seal	09230-60756
<p>FITS MODELS: M100GXDT; M110GXDT; M126GXDT; M135GXDT; M135GXDTSC; M4950DT; M4N-071HD12; M4N-071HDC12; M4N-071HDRC12; M5-091HD; M5-091HD12; M5-091HDC; M5-091HDC12; M5-111HD; M5-111HD12; M5-111HDC; M5-111HDC12; M5-111HDC24; M5040DT; M5040DT1; M5040DTC; M5040DTC1; M5040HD; M5040HDC1; M5140DT; M5140DTC; M5140HDC; M5140HDC1; M5660SUHD; M59 Indust/Const; M5950DT; M5950DTC; M5950DTS; M5L-111; M5N-091HD12; M5N-091HD24; M5N-091HDC12; M5N-091HDC12PC; M5N-091HDC24; M5N-091HDRC12; M5N-091HDRC24; M5N-111HD12; M5N-111HD24; M5N-111HDC12; M5N-111HDC24; M5N-111HDRC12; M5N-111HDRC24; M6-101DTC; M6-111DTC; M6-131DTC; M6-141DTC; M6-141DTC; M6-141DTC; M6040DT; M6040DT1; M6040DTC; M6040DTC1; M6040HD; M6040HDC1; M6040HDC; M6040HDC1; M6040HDNB; M6040HDNB1; M6060HD; M6060HDC; M62 Indust/Const; M6950DT; M6950DTC; M6950DTS; M7030DT; M7030SUDT; M7040DT; M7040DT1; M7040DTC; M7040DTC1; M7040HD; M7040HD1; M7040HDC; M7040HDC1; M7040HDCLTD; M7040HDNB; M7040HDNB1; M7040HDNBC; M7040SUD; M7040SUHD; M7060HD; M7060HD12; M7060HDC; M7060HDC1; M7060HDC12; M7950DT; M7950DT-Mudder; M7950DTC; M7950DTS; M8030DT; M8540DT; M8540DT1; M8540DTC; M8540DTC1; M8540HD; M8540HD1; M8540HD12; M8540HD121; M8540HDC; M8540HDC1; M8540HDC12; M8540HDC121; M8540HDNB; M8540HDNB1; M8540HDNBC; M8540HDNBC10; M8540HDNBPC; M8560HD; M8560HD12; M8560HDC; M8560HDC12; M8950DTC; M8950DTS; M8970DT; M9540DT; M9540DT1; M9540DTC; M9540DTC1; M9540HD; M9540HD1; M9540HD12; M9540HD121; M9540HDC; M9540HDC1; M9540HDC12; M9540HDC121; M9540HDC241; M9540HDCLTD; M9540HDL; M9540HDL1; M9540HDL1S; M9960HD; M9960HD12; M9960HDC; M9960HDC12; M9960HDC24; M9960HDL; M9960HDLN</p> <p>TECH NOTES: ID: 2.36" (60mm), OD: 2.95" (75mm), W: 0.236" (6mm)</p>		
 3021-0001	Seal	09403-55511
<p>FITS MODELS: M100GXDT; M100XDT; M105SDS; M105SDSF; M105SDSL; M105SDTC; M105SH; M105SHD; M105XDT; M108SDS2; M108SDSC; M108SDSC2; M108SDSL; M108SDSL2; M108SDSL2S; M108SDSL; M108SHD; M108SHDC; M108SHDC2; M108SSDS; M108XDT; M110DTC; M110GXDT; M110XDT; M4030DT; M4950DT; M5030DT; M5030SUMDT; M6-101DTC; M6-111DTC; M6030DT; M6030DTN; M6030DTNB; M6800DT; M6800HD; M6800HDC; M6800SDT; M6800SDTC; M6H-101SHD; M6L-111SDS; M6L-111SDS2; M6S-111SDS2; M6S-111SDSC; M6S-111SDSC2; M6S-111SHD; M6S-111SHDC; M6S-111SHDC2; M7030DTNB; M7030SUDT; M8200DT; M8200DTC; M8200HD; M8200HDC; M9000DT; M9000DTC; M9000DTL; M9000DTM; M9000DTMC; M9000HD; M9000HDC; M9000HDLF; M95SDS; M95SDTC; M95SH; M95XDT; M96SDS; M96SDSC; M96SHDM</p> <p>TECH NOTES: ID: 1.38" (35mm), OD: 2.16" (55mm), W: 0.43" (11mm)</p>		
 3021-0002	Seal	31393-43530; 31393-43532
<p>FITS MODELS: L4240DT; L4240DT3; L4240GST; L4240GST3; L4240HST; L4240HST3; L4240HSTC; L4240HSTC3; L4330DT; L4330GST; L4330HST; L4330HSTC; L45 Indust/Const; L4610DTGST; L4610DTHST; L4610DTHSTC; L4630DT; L4630GST; L4630GSTC; L4630HST; L47 Indust/Const; L4740GST; L4740GST3; L4740HST; L4740HST3; L4740HSTC; L4740HSTC3; L4760GST; L4760HST; L4760HSTC; L48 Indust/Const; L5030GST; L5030HST; L5030HSTC; L5040GST; L5040GST3; L5060GST; L5240HST; L5240HST3; L5240HSTC; L5240HSTC3; L5460HST; L5460HSTC; L5740HST; L5740HST3; L5740HSTC; L5740HSTC3; L6060HST; L6060HSTC; M4700DT; M4800SUDF; M4900DT; M4900DTC; M4900SUDT; M5400DT; M5400DTN; M5640SUD; M5640SUD1; M5700DT; M5700DTC; M5700DTN; M5700HD; M5700HDC; M8200DTN; M8200SDTN; M8200SDTNC; MX4700DT; MX4700H; MX4800DT; MX4800H; MX5000DT; MX5100DT; MX5100H; MX5200DT; MX5200H; MX5800H</p> <p>TECH NOTES: ID: 1.77" (45mm), OD: 2.95" (75mm), W: 14/16MM</p>		
 3021-0003	Seal	32721-56220; 32721-56223; 37410-56220
<p>FITS MODELS: B1700D; B1700HSD; B21 Indust/Const; B2100D; B2100HSD; B2400D; B2400HSD; B2410HSD; B2410HSDB; B26 Indust/Const; B2630HSD; B2650HSD; B2650HSDC; B2710HSD; B2910HSD; B3000HSDC; B3000HSDCC; B3030HSD; B3030HSDC; B3030HSDCC; B3200HSD; B3200HSDWO; B3300SUHSD; B3350HSD; B3350HSDC; B3350SUHSD; B7300HSD; B7800HSD</p> <p>TECH NOTES: ID: 2.44" (62mm), OD: 3.15" (80mm), W: 0.55" (14mm)</p>		
 3021-0004	Seal	33670-43360
<p>FITS MODELS: M100GXDT; M100XDT; M105SDS; M105SDSL; M105SDTC; M105SHD; M105XDT; M108SDS2; M108SDSC; M108SDSC2; M108SDSL; M108SDSL2; M108SDSL2S; M108SDSL; M108SHD; M108SHDC; M108SHDC2; M108SSDS; M108XDT; M110DTC; M110GXDT; M110XDT; M4030DT; M4950DTS; M5030SUMDT; M5040DT; M5040DT1; M5040DTC; M5040DTC1; M5040HD; M5040HDC1; M5140DT; M5140DTC; M5140HDC; M5140HDC1; M5660SUHD; M59 Indust/Const; M5L-111; M5N-091HDC12; M5N-091HDC12PC; M5N-091HDC24; M5N-111HDC12; M5N-111HDC24; M6-101DTC; M6-111DTC; M6030DT; M6030DTN; M6030DTNB; M6040DT; M6040DT1; M6040DTC; M6040DTC1; M6040HD; M6040HD1; M6040HDC; M6040HDC1; M6040HDNB; M6040HDNB1; M6060HD; M6060HDC; M62 Indust/Const; M6950DT; M6950DTC; M6950DTS; M7030DT; M7030SUDT; M7040DT; M7040DT1; M7040DTC; M7040DTC1; M7040HD; M7040HD1; M7040HDC; M7040HDC1; M7040HDCLTD; M7040HDNB; M7040HDNB1; M7040HDNBC; M7040SUD; M7040SUHD; M7060HD; M7060HD12; M7060HDC; M7060HDC12; M8200DT; M8200DTC; M8200HD; M8200HDC; M8540DT; M8540DT1; M8540DTC; M8540DTC1; M8540HD; M8540HD1; M8540HD12; M8540HD121; M8540HDC; M8540HDC1; M8540HDC12; M8540HDC121; M8540HDNB; M8540HDNB1; M8540HDNBC; M8540HDNBC10; M8540HDNBPC; M8560HD; M8560HD12; M8560HDC; M8560HDC12; M9000DT; M9000DTC; M9000DTL; M9000DTM; M9000DTMC; M9000HD; M9000HDC; M9000HDLF; M9540DT; M9540DT1; M9540DTC; M9540DTC1; M9540HD; M9540HD1; M9540HD12; M9540HD121; M9540HDC; M9540HDC1; M9540HDC12; M9540HDC121; M9540HDC241; M9540HDCLTD; M9540HDL; M9540HDL1; M9540HDL1S; M95SDS; M95SDTC; M95XDT; M96SDS; M96SDSC; M96SHDM; M9960HD; M9960HD12; M9960HDC; M9960HDC12; M9960HDC24; M9960HDL; M9960HDLN</p> <p>TECH NOTES: ID: (60mm), OD: (84mm), W: 8.5/17.5MM</p>		

A/C
ComponentsBrake System
ComponentsClutch,
Transmission,
PTOCooling
System
Components

Drivelines

Electrical
ComponentsEngine
Components

Filters

Front Axle
SteeringFuel System
ComponentsGauges,
Instruments,
CablesHitch,
Implement
ComponentsHydraulic,
Power SteeringManuals &
Decals





Muffler

Rear Axle
Differential

Roller Chain







Seats, Other
ComponentsSheet Metal,
GrilleTools & Shop
SuppliesWheels, Hubs,
Components

KUBOTA**Replacement Rear Axle Differential**

	PART NO.	DESCRIPTION	REFERENCE NO.
A/C Components		Seal	33750-43350
Brake System Components			
Clutch, Transmission, PTO	FITS MODELS: M100GXDTSC; M100XDTC; M105SDS; M105SDSL; M105SDTC; M105SHD; M105XDTC; M108SDS2; M108SDSC; M108SDSC2; M108SDSL; M108SDSL2; M108SDSL2S; M108SDSL3; M108SHD; M108SHDC; M108SHDC2; M108SSDS; M108XDTC; M110DTC; M110GXDTSC; M110XDTC; M120DTC; M125XDTC; M126GXDTSC; M126XDTC; M126XDTPC; M135GXDTSC; M135GXDTSC; M135XDTC; M135XDTC; M4030DT; M5030DT; M5030SUMDT; M6-101DTC; M6-111DTC; M6-131DTC; M6-141DTC; M6-141DTSC; M6800DT; M6800HD; M6800HDC; M6800SDT; M6800SDTC; M6H-101SHD; M6L-111SDS; M6L-111SDS2; M6S-111SDS2; M6S-111SDSC; M6S-111SDSC2; M6S-111SHD; M6S-111SHDC; M6S-111SHDC2; M7030DTNB; M7580DT; M7580DTC; M8200DT; M8200DTC; M8200HD; M8200HDC; M8580DT; M8580DTC; M9000DT; M9000DTC; M9000DTL; M9000DTM; M9000DTMC; M9000HD; M9000HDC; M9000HDLF; M9580DT; M9580DTC; M95SDS; M95SDTC; M95XDTC; M96SDS; M96SHDM		
Cooling System Components	TECH NOTES: ID: 2.56" (65mm), OD: 3.15" (80mm), W: 0.196" (5mm)		
Drivelines		Seal	34070-13370
Electrical Components			
Engine Components	FITS MODELS: L2501D; L2501H; L2800DT; L2800HST; L2900DT; L2900DTGST; L3010DT; L3010GST; L3010HST; L3130DT; L3130GST; L3130HST; L3200DT; L3200H; L3240DT; L3240DT3; L3240GST; L3240GST3; L3240HST; L3240HST3; L3240HSTC; L3240HSTC3; L3300DT; L3300DTGST; L3400DT; L3400HST; L3410DT; L3410GST; L3410HST; L3430DT; L3430GST; L3430HST; L3430HSTC; L35 Indust/Const; L3540GST; L3540GST3; L3540HST; L3540HST3; L3540HSTC; L3540HSTC3; L3560DT; L3560GST; L3560HST; L3560HSTC; L3600DT; L3600DTC; L3600DTGST; L3600DTGSTC; L3700SU; L3710DT; L3710DTGST; L3710DTHST; L3710DTHSTC; L3800DT; L3800H; L3830DT; L3830GST; L3830HST; L39 Indust/Const; L3940DT; L3940DT3; L3940GST; L3940GST3; L3940HST; L3940HST3; L3940HSTC; L3940HSTC3; L4060DT; L4060GST; L4060HST; L4060HSTC; L4200DT; L4200DTC; L4200DTGST; L4200DTGSTC; L4300DT; L4310DT; L4310DTGSTC; L4310DTHSTC; L4400DT; L4400H		
Filters	TECH NOTES: ID: 1.81" (46mm), OD: 2.76" (70mm), W: 13/23.5MM		
Front Axle Steering		Seal	37300-11160
Fuel System Components			
Gauges, Instruments, Cables	FITS MODELS: L2050F; L2250F; L235; L2350F; L245F; L245H; L2500F; L2501F; L2550F; L2550TOW; L2600F; L2650F; L275; L2800F; L2850F; L285P; L285WP; L2900F; L2950F; L295F; L3000F; L3010F; L305F; L3200F; L3250F; L3300F; L3301F; L3400F; L345; L3450F; L3650F; L3800F; L3901F; L4200F; L4200FC; L4200FGST; L4300F; L4310F; M135GXDTSC; M135GXDTSC; M135XDTC; M135XDTC; M6-141DTC; M6-141DTSC; MX5000F		
Hitch, Implement Components	TECH NOTES: ID: 1.38" (35mm), OD: 2.44" (62mm), W: 0.51" (13mm)		
Hydraulic, Power Steering		Seal	37300-11430
Manuals & Decals			
Muffler	FITS MODELS: G1700 Mower; G1800 Mower; G1800S Mower; G1900 Mower; G1900S Mower; G2000 Mower; G2000S Mower; G2591; L2050F; L2250F; L235; L2350F; L245F; L245H; L2500F; L2501F; L2550F; L2550TOW; L2600F; L2650F; L275; L2800F; L2850F; L285P; L285WP; L2900F; L2950F; L295F; L3000F; L3010F; L305F; L3200F; L3250F; L3300F; L3301F; L3400F; L345; L3450F; L3650F; L3800F; L3901F; L4200F; L4200FC; L4200FGST; L4300F; L4310F; MX5000F		
Rear Axle Differential	TECH NOTES: ID: 1.65" (42mm), OD: 2.15" (55mm), W: 8/12MM		
Roller Chain		Seal	38240-13140
Seats, Other Components			
Sheet Metal, Grille	FITS MODELS: L2050F; L2250F; L2350F; L2500F; L2501F; L2550F; L2550TOW; L2600F; L2650F; L2800F; L2850F; L2900DT; L2900DTGST; L2900F; L2950F; L3000F; L3010DT; L3010F; L3010GST; L3010HST; L3130F; L3200F; L3240F; L3240F3; L3250F; L3300DT; L3300DTGST; L3300F; L3301F; L3350DT; L3400F; L3410DT; L3410GST; L3410HST; L3450F; L3600DT; L3600DTC; L3600DTGST; L3600DTGSTC; L3650F; L3710DT; L3710DTGST; L3710DTHST; L3710DTHSTC; L3750; L3750DT; L3800F; L3830F; L3901F; L4150; L4150DT; L4150DTN; L4200DT; L4200DTC; L4200DTGST; L4200DTGSTC; L4200F; L4200FC; L4200FGST; L4300DT; L4300F; L4310DT; L4310DTGST; L4310DTGSTC; L4310DTHST; L4310DTHSTC; L4310F; L4350DT; L4400F; L4600F; L4701F; L4850DT; M105SC; M105SDSF; M105SH; M108SDSF; M108SH; M108SHC; M135GXDTSC; M135GXDTSC; M135XDTC; M135XDTC; M4700; M4800SUF; M4900; M4900C; M4900SU; M5-091HF; M5-091HFC; M5-111HF; M5-111HFC; M5040F; M5040F1; M5040FC; M5040FC1; M5140F; M5140FC; M5400; M5640SU; M5660SUH; M5700; M5700C; M6-141DTC; M6-141DTSC; M6040F; M6040F1; M6040FC; M6040FC1; M6060HFC; M6800; M6800S; M6800SC; M6S-111SHDC; M6S-111SHF; M7040F; M7040F1; M7040FC; M7040FC1; M7040SU; M7040SUH; M7060HFC; M8200; M8200C; M8540F; M8540F1; M8540FC; M8540FC1; M8560HF; M8560HFC; M9000; M9000C; M9540F; M9540F1; M9540FC; M9540FC1; M9540HFL; M9540HFL1; M9540HFL1S; M95SH; M96SH; M9960HF; M9960HFC; MX4700F; MX4800F; MX5000F; MX5000SU; MX5100F; MX5200F		
Tools & Shop Supplies	TECH NOTES: ID: 1.57" (40mm), OD: 1.89" (48mm), W: 0.20" (5mm)		
Wheels, Hubs, Components			

Replacement Rear Axle Differential

KUBOTA

PART NO.	DESCRIPTION	REFERENCE NO.
 3021-0011	Seal	3A021-43350
<p>FITS MODELS: L4240DT; L4240DT3; L4240GST; L4240GST3; L4240HST; L4240HST3; L4240HSTC; L4240HSTC3; L4330DT; L4330GST; L4330HST; L4330HSTC; L45 Indust/Const; L4610DTGST; L4610DTHST; L4610DTHSTC; L4630DT; L4630GST; L4630GSTC; L4630HST; L47 Indust/Const; L4740GST; L4740GST3; L4740HST; L4740HST3; L4740HSTC3; L4760GST; L4760HST; L4760HSTC; L4760HSTC3; L48 Indust/Const; L5030GST; L5030HST; L5030HSTC; L5040GST; L5040GST3; L5060GST; L5240HST; L5240HST3; L5240HSTC; L5240HSTC3; L5460HST; L5460HSTC; L5740HST; L5740HST3; L5740HSTC; L5740HSTC3; L6060HST; L6060HSTC; M4700DT; M4800SUDF; M4900DT; M4900DTC; M4900SUDT; M5400DT; M5400DTN; M5640SUD; M5640SUD1; M5700DT; M5700DTC; M5700DTN; M5700HD; M5700HDC; M8200DTN; M8200SDTN; M8200SDTNC; MX4700DT; MX4700H; MX4800DT; MX4800H; MX5000DT; MX5100DT; MX5100H; MX5200DT; MX5200H; MX5800H</p> <p>TECH NOTES: ID: 2.16" (55mm), OD: 2.75" (70mm), W: 0.24" (6mm)</p>		
 3021-0012	Seal	36340-48250; 3A161-48250
<p>FITS MODELS: M105SDS; M105SDSL; M105SDTC; M105SHD; M105XDTC; M108SDS2; M108SDSC; M108SDSC2; M108SDSL; M108SDSL2; M108SDSL2S; M108SDSL2S; M108SHD; M108SHDC; M108SHDC2; M108SSDS; M108XDTC; M110DTC; M4030DT; M4950DT; M4950DTS; M5-091HD; M5-091HD12; M5-091HDC; M5-091HDC12; M5-111HD; M5-111HD12; M5-111HDC; M5-111HDC12; M5-111HDC24; M5030DT; M5030SUMDT; M5950DT; M5950DTC; M5950DTS; M5L-111; M6030DT; M6030DTN; M6030DTNB; M6800DT; M6800HD; M6800HDC; M6800SDT; M6800SDTC; M6950DTS; M7030DTNB; M7030SUDT; M8200DT; M8200DTC; M8200HD; M8200HDC; M8540DT; M8540DT1; M8540DTC; M8540DTC1; M8540HD; M8540HD1; M8540HD12; M8540HD121; M8540HDC; M8540HDC1; M8540HDC12; M8540HDC121; M8560HD; M8560HD12; M8560HDC; M8560HDC12; M9000DT; M9000DTC; M9000DTL; M9000HD; M9000HDC; M9000HDLF; M9540DT; M9540DT1; M9540DTC; M9540DTC1; M9540HD; M9540HD1; M9540HD12; M9540HD121; M9540HDC; M9540HDC1; M9540HDC12; M9540HDC121; M9540HDC121; M9540HDC121; M9540HDL; M9540HDL1; M9540HDL1S; M95SDS; M95SDTC; M95XDTC; M96SDS; M96SDSC; M9960HD; M9960HD12; M9960HDC; M9960HDC12; M9960HDC24; M9960HDL; M9960HDLN</p> <p>TECH NOTES: ID: 2.56" (65mm), OD: 3.54" (90mm), W: 12/18MM</p>		
 3021-0013	Seal	3C095-43780
<p>FITS MODELS: M100GXDT; M100XDTC; M105SDS; M105SDSL; M105SDTC; M105SHD; M105XDTC; M108SDS2; M108SDSC; M108SDSC2; M108SDSL; M108SDSL2; M108SDSL2S; M108SDSL2S; M108SHD; M108SHDC; M108SHDC2; M108SSDS; M108XDTC; M110GXDT; M110XDTC; M6-101DTC; M6-111DTC; M6L-111SDS; M6L-111SDS2; M6S-111SDS2; M6S-111SDS2; M6S-111SDSC; M6S-111SDSC2; M6S-111SHD; M6S-111SHDC; M6S-111SHDC2; M95SDS; M95SDTC; M95XDTC; M96SDS; M96SDSC</p> <p>TECH NOTES: ID: 2.56" (65mm), OD: 3.54" (90mm), W: 13/18.5MM</p>		
 3021-0014	Seal	6A320-56220
<p>FITS MODELS: B7400HSD; B7500D; B7500DTN; B7500HSD; BX1800D; BX1830D; BX1880; BX2200D; BX2230D; BX22D; BX2350D; BX2360; BX2370; BX2370-1; BX2380; BX23D; BX23S; BX24D; BX25; BX25DLB; BX25DLB-1; BX2660D; BX2670; BX2670-1; BX2680; M4N-071HD12; M4N-071HDC12; M4N-071HDC12; M5040DT; M5040DT1; M5040DTC; M5040DTC1; M5040HD; M5040HD1; M5040HDC; M5040HDC1; M5140DT; M5140DTC; M5140HD; M5140HDC; M5660SUHD; M59 Indust/Const; M5N-091HD12; M5N-091HD24; M5N-091HDC12; M5N-091HDC12PC; M5N-091HDC24; M5N-091HDCRC12; M5N-091HDCRC24; M5N-111HD12; M5N-111HD24; M5N-111HDC12; M5N-111HDC24; M5N-111HDCRC12; M5N-111HDCRC24; M6040DT; M6040DTC; M6040DT1; M6040HD; M6040HD1; M6040HDC; M6040HDC1; M6040HDNB; M6040HDNB1; M6060HD; M6060HDC; M62 Indust/Const; M7040DT; M7040DT1; M7040DTC; M7040DTC1; M7040HD; M7040HD1; M7040HDC; M7040HDC1; M7040HDLTD; M7040HDNB; M7040HDNB1; M7040HDNBC; M7040SUD; M7040SUHD; M7060HD; M7060HD12; M7060HDC; M7060HDC12; M8540HDNB; M8540HDNB1; M8540HDNBC; M8540HDNBC1; M8540HDNBPC</p> <p>TECH NOTES: ID: 1.97" (50mm), OD: 2.83" (72mm), W: 0.55" (14mm)</p>		
 3021-0015	Seal	6C190-56220
<p>FITS MODELS: B2320DT; B2320DTWO; B2320HSD; B2620HSD; B2920HSD; B7410D; B7510D; B7510DN; B7510HSD; B7510HSDTR; B7610HSD</p> <p>TECH NOTES: ID: 2.16" (55mm), OD: 2.83" (72mm), W: 0.55" (14mm)</p>		
 3021-0016	Seal	37410-57340; 6E040-57340
<p>FITS MODELS: B1700HSD; B21 Indust/Const; B2100HSD; B2301HSD; B2320DT; B2320DTN-1; B2320DTWO; B2320HSD; B2320HSDN; B2400HSD; B2410HSD; B2410HSDB; B26 Indust/Const; B2601HSD; B2620HSD; B2630HSD; B2650HSD; B2650HSDC; B2710HSD; B2910HSD; B2920HSD; B3000HSDC; B3000HSDCC; B3030HSD; B3030HSDC; B3030HSDCC; B3200HSD; B3200HSDWO; B3300SUHD; B3350HSD; B3350HSDC; B3350SUHD; B7300HSD; B7400HSD; B7410D; B7500D; B7500DTN; B7500HSD; B7510D; B7510DN; B7510HSD; B7510HSDTR; B7610HSD; B7800HSD; BX1500D; BX1800D; BX1830D; BX1850D; BX1860; BX1870; BX1870-1; BX1880; BX2200D; BX2230D; BX2360; BX2370; BX2370-1; BX2380; BX23D; BX23S; BX24D; BX25; BX25DLB; BX25DLB-1; BX2660D; BX2670; BX2670-1; BX2680; F2260 Mower; F2560 Mower; F2690 Mower; F2880F Mower; F3060 Mower; F3080 Mower; F3680 Mower; F3990 Mower; GF1800 Mower; RT-VX1100CR; RTVX1100CW; RTVX1120DR; RTVX1120DW; RTVX900G; RTVX900R; RTVX900W</p> <p>TECH NOTES: ID: 1.38" (35mm), OD: 2.05" (52mm), W: 0.47" (12mm)</p>		

A/C
ComponentsBrake System
ComponentsClutch,
Transmission,
PTOCooling
System
Components

Drivelines

Electrical
ComponentsEngine
Components

Filters

Front Axle
SteeringFuel System
ComponentsGauges,
Instruments,
CablesHitch,
Implement
ComponentsHydraulic,
Power SteeringManuals &
Decals

Muffler



Rear Axle
Differential

Roller Chain

Seats, Other
ComponentsSheet Metal,
GrilleTools & Shop
SuppliesWheels, Hubs,
Components






KUBOTA

Replacement Rear Axle Differential

	PART NO.	DESCRIPTION	REFERENCE NO.	
A/C Components		3021-0017	Seal	TC010-99600
		<i>FITS MODELS:</i> L2501D; L2501H; L2600DT; L2800DT; L2800HST; L3000DT; L3200DT; L3200H; L3400DT; L3400HST; L3700SU; L3800DT; L3800H <i>TECH NOTES:</i> ID: 3.15" (80mm), OD: 3.94" (100mm), W: 0.53" (13.5mm)		
Brake System Components				
Clutch, Transmission, PTO		3021-0018	Seal	34550-13040; 34550-14040; TA140-13040; TA140-14040; TC230-13040
		<i>FITS MODELS:</i> L2900DT; L2900DTGST; L3010DT; L3010GST; L3010HST; L3130DT; L3130GST; L3130HST; L3240DT; L3240DTG3; L3240GST; L3240HST; L3240HSTC; L3240HSTC3; L3300DT; L3300DTGST; L3410DT; L3410GST; L3410HST; L3430DT; L3430GST; L3430HST; L3430HSTC; L35 Indust/Const; L3540GST; L3540GST3; L3540HST; L3540HST3; L3540HSTC; L3540HSTC3; L3600DT; L3600DTG3; L3600DTGST; L3600DTGSTC; L3710DT; L3710DTHSTC; L3830DT; L3830GST; L3830HST; L39 Indust/Const; L3940DT; L3940DT3; L3940GST; L3940GST3; L3940HST; L3940HST3; L3940HSTC; L3940HSTC3; L4200DT; L4200DTG3; L4200DTGST; L4200DTGSTC; L4240DT; L4240DT3; L4240GST; L4240GST3; L4240HST; L4240HST3; L4240HSTC; L4240HSTC3; L4300DT; L4310DT; L4310DTG3; L4310DTGSTC; L4310DTHSTC; L4330DT; L4330GST; L4330HST; L4330HSTC; L4400DT; L4400H; L45 Indust/Const; L4610DTGST; L4610DTHST; L4610DTHSTC; L4630DT; L4630GST; L4630G3; L4630HST; L47 Indust/Const; L4740GST; L4740GST3; L4740HST; L4740HST3; L4740HSTC; L4740HSTC3; L4760GST; L4760HST; L4760HSTC; L48 Indust/Const; L5030GST; L5030HST; L5030HSTC; L5040GST; L5040GST3; L5060GST; L5240HST; L5240HST3; L5240HSTC; L5240HSTC3; L5460HST; L5460HSTC; L5740HST; L5740HST3; L5740HSTC; L5740HSTC3; L6060HST; L6060HSTC; M4700DT; M4800SUDF; M4900DT; M4900DTG3; M4900SUDT; M4N-071HD12; M4N-071HDRC12; M5400DT; M5400DTN; M5640SUD; M5640SUD1; M5700DT; M5700DTG3; M5700DTN; M5700HDC; M5N-091HD12; M5N-091HD24; M5N-091HDRC12; M5N-091HDRC24; M5N-111HD12; M5N-111HD24; M5N-111HDRC12; M5N-111HDRC24; M8200DTN; M8200SDTN; M8200SDTN3; M96SHDM; MX4700DT; MX4700H; MX4800DT; MX4800H; MX5000DT; MX5100DT; MX5100H; MX5200DT; MX5200H; MX5800H <i>TECH NOTES:</i> ID: 3.62" (92mm), OD: 4.41" (112mm), W: 0.61" (15.5mm)		
Drivelines				
Electrical Components				
Engine Components				
Filters				
Front Axle Steering		3021-0019	Seal	33740-80290; 35708-80290
Fuel System Components				
Gauges, Instruments, Cables				
Hitch, Implement Components				
Hydraulic, Power Steering				
Manuals & Decals				
Muffler				
Rear Axle Differential		3021-0020	Seal	35340-25360
Roller Chain				
Seats, Other Components				
Sheet Metal, Grille				
Tools & Shop Supplies				
Wheels, Hubs, Components				

Replacement Rear Axle Differential

KUBOTA

PART NO.	DESCRIPTION	REFERENCE NO.
3021-0021	Seal	37410-16550
		
<p>FITS MODELS: B1700D; B1700E; B1700HSD; B1700HSE; B21 Indust/Const; B2100D; B2100E; B2100HSD; B2100HSE; B2301HSD; B2320DT; B2320DTN-1; B2320DT-WO; B2320HSD; B2320HSDN; B2400D; B2400E; B2400HSD; B2400HSE; B2410HSD; B2410HSDB; B2410HSE; B26 Indust/Const; B2601HSD; B2620HSD; B2630HSD; B2650HSD; B2650HSDC; B2710HSD; B2910HSD; B2920HSD; B3000HSDC; B3000HSDCC; B3030HSD; B3030HSDC; B3030HSDCC; B3200HSD; B3200HSDWO; B3300SUHSD; B3350HSD; B3350HSDC; B3350SUHSD; B7300HSD; B7400HSD; B7410D; B7500D; B7500DTN; B7500HSD; B7510D; B7510DN; B7510HSD; B7510HSDTR; B7610HSD; B7800HSD; BX1500D; BX1800D; BX1830D; BX1850D; BX1860; BX1870; BX1870-1; BX1880; BX2200D; BX2230D; BX22D; BX2350D; BX2360; BX2370; BX2370-1; BX2380; BX23D; BX23S; BX24D; BX25; BX25DLB; BX25DLB-1; BX2660D; BX2670; BX2670-1; BX2680; RTV1100CR; RTV1100CR9; RTV1100CRX; RTV1100CW; RTV1100CW9; RTV1100CW9; RTV1140CPX; RTV1140CPXR; RTV900G; RTV900G6; RTV900G9; RTV900R6; RTV900R9; RTV900RSD; RTV900RSDL; RTV900T; RTV900T2; RTV900T5H; RTV900T6; RTV900T9; RTV900W; RTV900W6; RTV900W6SE; RTV900W8SE; RTV900W9; RTV900W9SE; RTV900XTG; RTV900XTR; RTV900XTS; RTV900XTT; RTV900XTW</p> <p>TECH NOTES: ID: 1.38" (35mm), OD: 55/60MM, W: 0.41" (10.5mm)</p>		
3021-0022	Seal	35822-80380
		
<p>FITS MODELS: M100GXDT; M100XDT; M105SC; M105SDS; M105SDSF; M105SDSL; M105SDTC; M105SH; M105SHD; M105XDT; M108SDS2; M108SDSC; M108SDSC2; M108SDSF; M108SDSL; M108SDSL2; M108SDSL2S; M108SDSLS; M108SH; M108SHC; M108SHD; M108SHDC; M108SHDC2; M108SSDS; M108XDT; M110DTC; M110FC; M110GXDT; M110XDT; M120DTC; M120FC; M125XDT; M126GXDT; M126XDT; M126XDTPC; M135GXDT; M135GXDTSC; M5-091HD; M5-091HD12; M5-091HDC; M5-091HDC12; M5-091HF; M5-091HFC; M5-111HD; M5-111HD12; M5-111HDC; M5-111HDC12; M5-111HDC24; M5-111HF; M5-111HFC; M5L-111; M6-101DTC; M6-111DTC; M6-131DTC; M6-141DTC; M6-141DTSC; M6950; M6950C; M6950DT; M6950DTC; M6H-101SHD; M6L-111SDS; M6L-111SDS2; M6S-111SDS2; M6S-111SDSC; M6S-111SDSC2; M6S-111SHC; M6S-111SHD; M6S-111SHDC; M6S-111SHDC2; M6S-111SHF; M7580DT; M7580DTC; M7950; M7950C; M7950DT; M7950DT-Mudder; M7950DTC; M7950H; M7950W; M8174; M8200; M8200C; M8200DT; M8200DTC; M8200HD; M8200HDC; M8540DT; M8540DT1; M8540DTC; M8540DTC1; M8540F; M8540F1; M8540FC; M8540FC1; M8540HD; M8540HD1; M8540HD12; M8540HD121; M8540HDC; M8540HDC1; M8540HDC12; M8540HDC121; M8560HD; M8560HD12; M8560HDC; M8560HDC12; M8560HF; M8560HFC; M8580DT; M8580DTC; M8950; M8950C; M8950DT; M8950DTC; M8950DTS; M9000; M9000C; M9000DT; M9000DTC; M9000DTL; M9000DTM; M9000DTMC; M9000HD; M9000HDC; M9000HDLF; M9540DT; M9540DT1; M9540DTC; M9540DTC1; M9540F; M9540F1; M9540FC; M9540FC1; M9540HD; M9540HD1; M9540HD12; M9540HD121; M9540HDC; M9540HDC1; M9540HDC12; M9540HDC121; M9540HDC241; M9540HDCLD; M9540HDL; M9540HDL1; M9540HDL1S; M9540HFL; M9540HFL1; M9540HFL1S; M9576; M9580DT; M9580DTC; M95SDS; M95SDTC; M95SH; M95XDT; M96SDS; M96SDSC; M96SH; M96SHDM; M9960HD; M9960HD12; M9960HDC; M9960HDC12; M9960HDC24; M9960HDL; M9960HDLN; M9960HF; M9960HFC</p> <p>TECH NOTES: ID: 2.75" (70mm), OD: 3.46" (88mm), W: 0.47" (12mm)</p>		
3021-0023	Seal	37150-25360
		
<p>FITS MODELS: L185DT; L185F; L2050DT; L2050F; L2250DT; L2250F; L235; L2350DT; L2350F; L245DT; L245F; L245H; L2500DT; L2500F; L2501D; L2501F; L2550DT; L2550DTGST; L2550F; L2600DT; L2600F; L2650DT; L2650DTGST; L2650DTWET; L2650F; L275; L2800DT; L2800F; L2800HST; L2850DT; L2850DTGST; L2850F; L2900DT; L2900DTGST; L2900F; L2950DT; L2950DTGST; L2950DTWET; L2950F; L295DT; L295F; L3000DT; L3000F; L3200DT; L3200F; L3300DT; L3300DTGST; L3300F; L3350DT; L3400DT; L3400F; L3400HST; L35 Indust/Const; L3750; L3750DT; L4150; L4150DT; L4150DTN; L4350DT; L4850DT; L5450DT</p> <p>TECH NOTES: ID: 1.38" (35mm), OD: 2.16" (55mm), W: 0.43" (11mm)</p>		
3021-0024	Seal	3A111-80290
		
<p>FITS MODELS: M4800SUDF; M4800SUF; M4900; M4900C; M4900DT; M4900DTC; M4900SU; M4900SUDT; M5640SU; M5640SUD; M5640SUD1; M5660SUH; M5660SUHD; M5700; M5700C; M5700DT; M5700DTC; M5700DTN; M5700HD; M5700HDC; M6800; M6800DT; M6800HD; M6800HDC; M6800S; M6800SC; M6800SDT; M6800SDTC; M7040SU; M7040SUD; M7040SUH; M7040SUHD; M8200; M8200C; M8200DT; M8200DTC; M8200DTN; M8200HD; M8200HDC; M8200S-DTN; M8200SDTNC; M9000; M9000C; M9000DT; M9000DTC; M9000DTL; M9000DTM; M9000DTMC; M9000HD; M9000HDC; M9000HDLF</p> <p>TECH NOTES: ID: 1.38" (35mm), OD: 2.28" (58mm), W: 11.5/17MM</p>		
1905-1000	Spider Joint	K7561-01220; K7561-91320; K7571-01220; K7571-91320
		
<p>FITS MODELS: RTV900G; RTV900G6; RTV900G9; RTV900R6; RTV900R9; RTV900RSD; RTV900RSDL; RTV900T; RTV900T2; RTV900T5H; RTV900T6; RTV900T9; RTV900W; RTV900W6; RTV900W6SE; RTV900W8SE; RTV900W9; RTV900W9SE</p> <p>TECH NOTES: 24.95mm OD each post. W/zerk fitting.</p>		

A/C
ComponentsBrake System
ComponentsClutch,
Transmission,
PTOCooling
System
Components

Drivelines

Electrical
ComponentsEngine
Components

Filters

Front Axle
SteeringFuel System
ComponentsGauges,
Instruments,
CablesHitch,
Implement
ComponentsHydraulic,
Power SteeringManuals &
Decals



Muffler

Rear Axle
Differential

Roller Chain

Seats, Other
ComponentsSheet Metal,
GrilleTools & Shop
SuppliesWheels, Hubs,
Components

Replacement **Wheels, Hubs, Components****KUBOTA**

PART NO.	DESCRIPTION	REFERENCE NO.
	1908-1000 Bearing	Wheels, Hubs and Components 08141-06205; 70060-00129
<p>FITS MODELS: F3062 Grass Catcher; G1800 Mower; G1800S Mower; G1900 Mower; G1900S Mower; G3200 Mower; G4200 Mower; L220; L322; M8200DT; M8200DTC; M8200HD; M8200HDC; M9000DT; M9000DTC; M9000DTL; M9000HD; M9000HDC; M9000HDLF; RC40LT; RC40LT-17; RC44LT; RC44LT-17; RC48LT-17; RCK40-16T; RCK40LT; RCK40LTB; RCK42-LT20; RCK44-16T; RCK44LT; RCK44LT17; RCK44LTB; RCK48-LT23; RCK48LT17; RCK48LTB; RCK48LTBEC; RCK48TG</p> <p>TECH NOTES: Double sealed roller bearing w/2.05" outside diameter, .98" inside diameter, and .59" width. BRG#J26X02</p>		
	1908-1001 Bearing	Wheels, Hubs and Components 08100-00004; 8101-06205; 67121-56760; 6A700-16570; PL501-12190; TC220-22140
<p>FITS MODELS: AT55; AT60; AT70S; AT70S-E; B1550D; B1550E; B1550HSTD; B1550HSTE; B1700D; B1700E; B1700HSD; B1700HSE; B1750D; B1750E; B1750HSTD; B1750HSTE; B20 Indust/Const; B21 Indust/Const; B2100D; B2100E; B2100HSD; B2100HSE; B2150D; B2150E; B2150HSD; B2150HSE; B2301HSD; B2320DT; B2320DTN-1; B2320DTWO; B2320HSD; B2320HSDN; B2400D; B2400E; B2400HSD; B2400HSE; B2410HSD; B2410HSDB; B2410HSE; B26 Indust/Const; B2601HSD; B2620HSD; B2630HSD; B2650HSD; B2650HSDC; B2710HSD; B2910HSD; B2920HSD; B3000HSDC; B3000HSDCC; B3030HSD; B3030HSDCC; B3030HSDCC; B3200HSD; B3200HSDWO; B3300SUHSD; B3350HSD; B3350HSDC; B3350SUHSD; B4200D; B5100DP; B5100EP; B5200D; B5200E; B6000DT; B6000E; B6100DP; B6100EP; B6100HSD; B6100HSTE; B6200D; B6200E; B6200HSD; B6200HSTE; B7100DP; B7100HSD; B7100HSTE; B7200D; B7200E; B7200HSD; B7200HSTE; B7300HSD; B7400HSD; B7410D; B7500D; B7500DTN; B7500HSD; B7510D; B7510DN; B7510HSD; B7510HSDTR; B7610HSD; B7800HSD; B8200DP; B8200EP; B8200HSTD; B8200HSTEP; B8200HSTDP; B9200DCDP; B9200DCEP; B9200HSDTOW; B9200HSTDP; B9200HSTEP; BX1500D; BX1800D; BX1830D; BX1850D; BX1860; BX1870; BX1870-1; BX1880; BX2200D; BX2230D; BX22D; BX2350D; BX2360; BX2370; BX2370-1; BX2380; BX23D; BX23S; BX24D; BX25; BX25DLB; BX25DLB-1; BX2660D; BX2670; BX2670-1; F2000 Mower; F2100 Mower; F2100E Mower; F2260 Mower; F2400 Mower; F2560 Mower; F2560E Mower; F2680E Mower; F2690 Mower; F2690E Mower; F2880EF Mower; F2880F Mower; F3060 Mower; F3080 Mower; F3680 Mower; FZ2100 Mower; FZ2400 Mower; G1800 Mower; G1800S Mower; G1900HST Mower; G1900S Mower; G2000S Mower; G2160 Mower; G2460G Mower; GF1800 Mower; GF1800E Mower; GR2000G Mower; GR2010G Mower; GR2010GAB Mower; GR2020G Mower; GR2020GB Mower; GR2100 Mower; GR2110 Mower; GR2120 Mower; GR2120B Mower; KH-18L; KH-35H; KH36 Excavator; KH41 Excavator; KX121-2 Excavator; KX41-2 Excavator; KX41-3 Excavator; KX41H Excavator; KX91-2 Excavator; L175; L185DT; L185F; L200; L2050DT; L2050F; L210; L225; L2250F; L225DT; L225FA; L235; L2350DT; L2350F; L245DT; L245F; L245H; L2500DT; L2500F; L2501D; L2501F; L2550F; L2550TOW; L2600DT; L2600F; L260P; L275; L2800DT; L2800F; L2800HST; L2850DT; L2850F; L285P; L285WP; L2900DT; L2900DTGST; L2900F; L2950F; L295DT; L295F; L3000DT; L3000F; L3010DT; L3010F; L3010GDT; L3010HST; L305DT; L305F; L3130DT; L3130F; L3130GDT; L3130HST; L3200DT; L3200F; L3240DT; L3240DT3; L3240F; L3240F3; L3240GDT; L3240GDT3; L3250F; L3300DT; L3300DTGST; L3300F; L3301F; L3301H; L3400DT; L3400F; L3400HST; L3410DT; L3410GDT; L3410HST; L3430DT; L3430GDT; L3430HST; L3430HSTC; L345; L3450F; L345DT; L35 Indust/Const; L3540GDT; L3540GDT3; L355SS; L3560DT; L3560GDT; L3600DT; L3600DTC; L3600DTGDT; L3600DTGDT3; L3650DT; L3650DTWET; L3650F; L3710DT; L3710DTHSTC; L3800DT; L3800F; L3830DT; L3830F; L3830GDT; L3830HST; L39 Indust/Const; L3901DT; L3901F; L3901H; L3940DT; L3940DT3; L3940GDT; L3940GDT3; L3940HST; L4060DT; L4060GDT; L4200DT; L4200DTC; L4200DTGDT; L4200DTGDT3; L4200F; L4200FC; L4200FGDT; L4240DT; L4240DT3; L4240GDT; L4240GDT3; L4240HST; L4300DT; L4300F; L4310DT; L4310DTGDT; L4310DTHSTC; L4310F; L4330DT; L4330GDT; L4330HST; L4330HSTC; L4400DT; L4400F; L4600DT; L4600F; L4610DTGDT; L4610DTHST; L4610DTHSTC; L4630DT; L4630GDT; L4630GDT3; L4630HST; L4701DT; L4701F; L4740GDT; L4740GDT3; L4740HST; L4760GDT; L48 Indust/Const; L5030GDT; L5030HST; L5030HSTC; L5040GDT; L5040GDT3; L5060GDT; M110DTC; M110FC; M120DTC; M120FC; M4700DT; M4900DT; M4900DTC; M4900SUDT; M5040DT; M5040DT1; M5040DTC; M5040DTC1; M5040F; M5040F1; M5040FC; M5040FC1; M5040HD; M5040HD1; M5040HD-DC; M5040HDC1; M5140DT; M5140DTC; M5140HD; M5140HDC; M5400DT; M5400DTN; M5660SUH; M5660SUHD; M5700DT; M5700DTC; M5700DTN; M5700HD; M5700HDC; M6040DT; M6040DT1; M6040DTC; M6040DTC1; M6040HD; M6040HD1; M6040HDC; M6040HDC1; M6040HDNB; M6040HDNB1; M6060HD; M6060HDC; M6950; M6950C; M6950DT; M6950DTS; M6950S; M6970DT; M7040DT; M7040DT3; M7040DTC; M7040HDC; M7040HD1; M7040HDC; M7040HDC1; M7040HDCLTD; M7040HDNB; M7040HDNB1; M7040HDNBC; M7040SUH; M7040SUHD; M7060HD; M7060HD12; M7060HDC; M7060HDC12; M7580DT; M7580DTC; M7950; M7950C; M7950DT; M7950DT-Mudder; M7950DTC; M7950DTS; M7950H; M7950S; M7950W; M7970DT; M8540DT; M8540DT1; M8540DTC; M8540DTC1; M8540F; M8540F1; M8540FC; M8540FC1; M8540HD; M8540HD1; M8540HD12; M8540HDC; M8540HDC1; M8540HDC12; M8540HDC121; M8540HDNB; M8540HDNB1; M8540HDNBC; M8540HDNBC10; M8540HDNBCP; M8580DT; M8580DTC; M8950; M8950C; M8950DTC; M8950DTS; M8950S; M8970DT; M9540DT; M9540DT1; M9540DTC; M9540DTC1; M9540F; M9540F1; M9540FC; M9540FC1; M9540HD; M9540HD1; M9540HD12; M9540HD121; M9540HDC; M9540HDC1; M9540HDC12; M9540HDC241; M9540HDCLTD; M9540HDL; M9540HDL1; M9540HDL1S; M9540HFL; M9540HFL1; M9540HFL1S; M9580DT; M9580DTC; MR4800; MR6000; MX4700DT; MX4700F; MX4800DT; MX4800F; MX5000DT; MX5000F; MX5000SU; MX5100DT; MX5100F; MX5200DT; MX5200F; RC40-42; RC40-G; RC44-42; RC44-G; RC44-G17; RC44LT; RC48-62H; RC48-F19; RC48-G; RC48-G20; RC48-G20-S; RC54-24B; RC54-71B; RC54-B; RC54-F19; RC54-FZ21; RC54-G20; RC60-20; RC60-21B; RC60-24B; RC60-71B; RC60-72; RC60-72A; RC60-72H; RC60-82H; RC60-F19; RC60-F20; RC60-F24; RC60-FZ21; RC60-G20; RC72-27B; RC72-30B; RC72-38; RC72-F30; RCB60-I; RCB60-IA; RCB60-IAE; RCB60-IE; RCK48-15BX; RCK48-18BX; RCK48-20ZG; RCK48GR; RCK48P-1000Z; RCK48P-222Z; RCK48P18BX; RCK48R-21G; RCK48S-222Z; RCK54-15BX; RCK54-18Z; RCK54-22BX; RCK54-23BX; RCK54-23ZG; RCK54-24B; RCK54-24G; RCK54-29B; RCK54-32; RCK54-32; RCK54-75B; RCK54D-26BX; RCK54GR; RCK54P-1000Z; RCK54P-227Z; RCK54P-321Z; RCK54P23BX; RCK54TG; RCK60-21Z; RCK60-24B; RCK60-27B; RCK60-28Z; RCK60-29B; RCK60-30B; RCK60-32; RCK60-F30; RCK60B-22BX; RCK60B-24G; RCK60B-75B; RCK60B23BX; RCK60D-26BX; RCK60P-1000Z; RCK60P-1200Z; RCK60P-21Z; RCK60P-227Z; RCK60P-28Z; RCK60P-327Z; RCK60P-331Z; RCK60P-F36; RCK60P-F39; RCK60R-331Z; RCK60R-F36; RCK72-28Z; RCK72P-1200Z; RCK72P-28Z; RCK72P-331Z; RCK72P-332Z; RCK72P-F36; RCK72P-F39; RCK72R-F36; RTVX1100CR; RTVX1100CW; RTVX1120DR; RTVX1120DW; RTVX1140R; RTVX1140V; RTVX1140V; RTVX900G; RTVX900W; SB45-F; SB52-F-A; SB52-F-J; SX700 Tiller; T1400H Mower; T1700HX Mower; TG1860 Mower; U15 Excavator; ZD1011 Mower; ZD1021 Mower; ZD1211 Mower; ZD1211R Mower; ZD1211RL Mower; ZD18 Mower; ZD18F Mower; ZD21 Mower; ZD21F Mower; ZD221 Mower; ZD25F Mower; ZD28 Mower; ZD28F Mower; ZD321 Mower; ZD321N Mower; ZD323 Mower; ZD326HL Mower; ZD326P Mower; ZD326RP Mower; ZD326S Mower; ZD331LP Mower; ZD331P Mower; ZD331RP Mower; ZG20 Mower; ZG222 Mower; ZG222A Mower; ZG222S Mower; ZG222SA Mower; ZG227 Mower; ZG227A Mower; ZG227L Mower; ZG227LA Mower; ZG23 Mower; ZG327P; ZG327PA Mower; ZG327RPA Mower; ZG332LP Mower; ZG332P Mower; ZP330LP Mower; ZP330P Mower</p> <p>TECH NOTES: Open roller bearing, 52mm OD, 24.95mm ID, 14.93mm W</p>		

A/C
ComponentsBrake System
ComponentsClutch,
Transmission,
PTOCooling
System
Components

Drivelines

Electrical
ComponentsEngine
Components

Filters

Front Axle
SteeringFuel System
ComponentsGauges,
Instruments,
CablesHitch,
Implement
ComponentsHydraulic,
Power SteeringManuals &
Decals

Muffler



Rear Axle
Differential

Roller Chain




Seats, Other
ComponentsSheet Metal,
GrilleTools & Shop
SuppliesWheels, Hubs,
Components

KUBOTA

Replacement Wheels, Hubs, Components

	PART NO.	DESCRIPTION	REFERENCE NO.
A/C Components		1908-1002 Bearing	Wheels, Hubs and Components 08101-06204; 6A700-16550; PL501-12160
Brake System Components			
Clutch, Transmission, PTO			
Cooling System Components			
Drivelines			
Electrical Components			
Engine Components			
Filters			
Front Axle Steering			
Fuel System Components			
Gauges, Instruments, Cables	<p>FITS MODELS: AT25 Tiller; B1550D; B1550E; B1550HSTD; B1550HSTE; B1700D; B1700E; B1700HSE; B1750D; B1750E; B1750HSTD; B1750HSTE; B2100D; B2100E; B2100HSE; B2150E; B2150HSE; B2301HSD; B2320DT; B2320DTN-1; B2320DTWO; B2320HSD; B2320HSDN; B2400D; B2400E; B2400HSE; B2410HSD; B2410HSD; B2410HSE; B2601HSD; B2620HSD; B2630HSD; B2650HSD; B2650HSDC; B2710HSD; B2910HSD; B2920HSD; B3000HSDC; B3000HSDCC; B3030HSD; B3030HSDC; B3030HSDCC; B3200HSD; B3200HSDWO; B3300SUHSD; B3350HSD; B3350HSDC; B4200D; B5100DP; B5100EP; B5200D; B5200E; B6000DT; B6000E; B6100DP; B6100EP; B6100HSD; B6100HSTE; B6200D; B6200E; B6200HSD; B6200HSTE; B7100DP; B7100HSD; B7100HSTE; B7200D; B7200E; B7200HSD; B7200HSTE; B7300HSD; B7400HSD; B7410D; B7500D; B7500DTN; B7500HSD; B7510D; B7510DN; B7510HSD; B7510HSDTR; B7610HSD; B7800HSD; B8200DP; B8200EP; B8200HSDTP; B8200HSTEP; B9200DCEP; B9200HSTEP; BX1500D; BX1800D; BX1830D; BX1850D; BX1860; BX1870; BX1870-1; BX1880; BX2200D; BX2230D; BX22D; BX2350D; BX2360; BX2370; BX2370-1; BX2380; BX23D; BX23S; BX24D; BX25; BX25DLB; BX25DLB-1; BX2660D; BX2670-1; F2000 Mower; F2100 Mower; F2100E Mower; F2260 Mower; F2400 Mower; F2560 Mower; F2560E Mower; F2690 Mower; F2690E Mower; F2880F Mower; F3060 Mower; F3080 Mower; F3680 Mower; FZ2100 Mower; FZ2400 Mower; G1700 Mower; G1800 Mower; G1800S Mower; G1900 Mower; G1900S Mower; G2000 Mower; G2000S Mower; G2160 Mower; G2460G Mower; G2591; G3200 Mower; G4200 Mower; GF1800 Mower; GF1800E Mower; GR2000G Mower; GR2010G Mower; GR2010GAB Mower; GR2020G Mower; GR2020GB Mower; GR2100 Mower; GR2110 Mower; GR2120 Mower; GR2120B Mower; L175; L185DT; L185F; L2050DT; L225; L2250DT; L225D; L235; L2350DT; L245DT; L2500DT; L2501D; L2501H; L2550DT; L2600DT; L2650DT; L2650DTWET; L275; L2800DT; L2800HST; L2850DT; L2900DT; L2900DTGST; L2900F; L2950DT; L2950DTWET; L3000DT; L3010DT; L3010F; L3010GST; L3010HST; L3130DT; L3130F; L3130GST; L3130HST; L3200DT; L3200H; L3240DT; L3240DT3; L3240F; L3240F3; L3240GST; L3240GST3; L3250DT; L3300DT; L3300DTGST; L3300F; L3301DT; L3301H; L3400DT; L3400HST; L3410DT; L3410GST; L3410HST; L3430DT; L3430GST; L3430HST; L3430HSTC; L3450DT; L3450DTWET; L35 Indust/Const; L3540GST; L3540GST3; L3560DT; L3560GST; L3600DT; L3600DTC; L3600DTGST; L3650DT; L3650DTWET; L3700SU; L3710DT; L3710HST; L3800DT; L3800HST; L3830F; L3830GST; L3830HST; L39 Indust/Const; L3901DT; L3901H; L3940DT; L3940DT3; L3940GST; L3940GST3; L3940HST; L4060DT; L4060GST; L4200DT; L4200DTC; L4200DTGST; L4200DTGSTC; L4200F; L4200FC; L4200FGST; L4240DT; L4240DT3; L4240GST; L4240GST3; L4240HST; L4310DT; L4310DTGSTC; L4310DTHSTC; L4310F; L4330DT; L4330GST; L4330HST; L4330HSTC; L4600DT; L4600H; L4610DTGST; L4630DT; L4630GST; L4630GSTC; L4630HST; L4701DT; L4701H; L4740GST; L4740GST3; L4740HST; L4760GST; L5030GST; L5030HST; L5030HSTC; L5040GST; L5040GST3; L5060GST; L8385; L8475; M5040DT; M5040DT1; M5040DTC; M5040DTC1; M5040F; M5040F1; M5040FC; M5040FC1; M5040HD; M5040HD1; M5040HDC; M5040HDC1; M6040DT; M6040DT1; M6040DTC; M6040DTC1; M6040F; M6040F1; M6040FC; M6040FC1; M6040HD; M6040HD1; M6040HDC; M6040HDC1; M6040HDNB; M6040HDNB1; M6060HD; M6060HDC; M6060HFC; M7040DT; M7040DT1; M7040DTC; M7040DTC1; M7040F; M7040F1; M7040FC; M7040FC1; M7040HD; M7040HD1; M7040HDC; M7040HDC1; M7040HDNB; M7040HDNB1; M7040HDNBC; M7060HD; M7060HFC; M8540HDNB; M8540HDNB1; M8540HDNBC; M8540HDNBC10; M8540HDNBPC; MX4700DT; MX4700F; MX4800DT; MX4800F; MX5100DT; MX5100F; MX5200DT; MX5200F; RCK48-20ZG; RCK48GR; RCK48P18BX; RCK48S-222Z; RCK54GR; RCK54P23BX; RTV1100CR; RTV1100CR9; RTV1100CRX; RTV1100CW; RTV1100CW9; RTV1100CWX; RTV1140CPX; RTV1140CPXR; RTV500-A; RTV500AH; RTV500R-A; RTV500RAH; RTV900G; RTV900G6; RTV900G9; RTV900R6; RTV900R9; RTV900RSD; RTV900RSDL; RTV900T; RTV900T2; RTV900T5H; RTV900T6; RTV900T9; RTV900W; RTV900W6; RTV900W6SE; RTV900W8SE; RTV900W9; RTV900W9SE; RTV900XTG; RTV900XTR; RTV900XTS; RTV900XTW; RTV900XTW; RTVX-1100CR; RTVX1100CW; RTVX1120DR; RTVX1120DW; RTVX1140R; RTVX1140W; RTVX900G; ZD1011 Mower; ZD1021 Mower; ZD1211 Mower; ZD1211L Mower; ZD1211R Mower; ZD1211RL Mower; ZD18 Mower; ZD18F Mower; ZD21 Mower; ZD21F Mower; ZD221 Mower; ZD25F Mower; ZD28 Mower; ZD28F Mower; ZD321 Mower; ZD321N Mower; ZD323 Mower; ZD326P Mower; ZD326RP Mower; ZD326S Mower; ZD331LP Mower; ZD331P Mower; ZD331RP Mower; ZG20 Mower; ZG222 Mower; ZG222A Mower; ZG222S Mower; ZG222SA Mower; ZG227 Mower; ZG227A Mower; ZG227L Mower; ZG227LA Mower; ZG23 Mower; ZG327P; ZG327PA Mower; ZG327RP; ZG327RPA Mower; ZG332LP Mower; ZG332P Mower; ZP330LP Mower; ZP330P Mower</p> <p>TECH NOTES: OD: 1.85" (46.98mm), ID: 0.79" (19.95mm), W: 0.56" (13.95mm), deep groove type.</p>		
Hitch, Implement Components			
Hydraulic, Power Steering		1908-1003 Bearing	Wheels, Hubs and Components 3A021-43360
Manuals & Decals			
Muffler			
Rear Axle Differential			
Roller Chain			
Seats, Other Components			
Sheet Metal, Grille			
Tools & Shop Supplies			
Wheels, Hubs, Components			

Replacement **Wheels, Hubs, Components****KUBOTA**

PART NO.	DESCRIPTION	REFERENCE NO.
 1908-1004	Bearing	Wheels, Hubs and Components 3A011-48440; 3C341-28190
<p>FITS MODELS: KH-170L; KH-28L; L200; L210; L245H; L295DT; L295F; L305DT; L305F; L3350DT; L345; L345DT; L355SS; L3750; L3750DT; L4150; L4150DT; L4150DTN; L4350DT; L48 Indust/Const; L4850DT; L5450DT; M100GXDT; M100XDT; M105SDS; M105SDSL; M105SDTC; M105SHD; M105XDTC; M108SDS2; M108SDSC; M108SDSC2; M108SDSL; M108SDSL2; M108SDSL2S; M108SDSLS; M108SHD; M108SHDC; M108SHDC2; M108SSDS; M108XDTC; M110DTC; M110GXDT; M110XDTC; M4030DT; M4700; M4700DT; M4800SUDF; M4800SUF; M4900; M4900C; M4900DT; M4900DTC; M4900SU; M4900SUDT; M4950DTS; M4N-071HDC12; M4N-071HDC12; M5-091HD; M5-091HD12; M5-091HDC; M5-091HDC12; M5-111HD; M5-111HD12; M5-111HDC; M5-111HDC12; M5-111HDC24; M5030DT; M5030SUMDT; M5040DT; M5040DT1; M5040DTC; M5040DTC1; M5040F; M5040F1; M5040FC; M5040FC1; M5040HD; M5040HD1; M5040HDC; M5040HDC1; M5140DT; M5140DTC; M5140F; M5140FC; M5140HD; M5140HDC; M5400; M5400DT; M5400DTN; M5640SU; M5640SUD; M5640SUD1; M5660SUH; M5660SUHD; M5700; M5700C; M5700DT; M5700DTC; M5700DTN; M5700HD; M5700HDC; M5L-111; M5N-091HD12; M5N-091HD24; M5N-091HDC12; M5N-091HDC24; M5N-091HDC12; M5N-091HDC24; M5N-111HD12; M5N-111HD24; M5N-111HDC12; M5N-111HDC24; M5N-111HDC12; M5N-111HDC24; M6-101DTC; M6030DT; M6030DTN; M6030DTNB; M6040DT; M6040DT1; M6040DTC; M6040DTC1; M6040F; M6040F1; M6040FC; M6040FC1; M6040HD; M6040HD1; M6040HDC; M6040HDC1; M6040HDNB; M6040HDNB1; M6060HD; M6060HDC; M6060HFC; M6800; M6800DT; M6800HD; M6800HDC; M6800S; M6800SC; M6800SUD; M6800SUDT; M6950; M6950C; M6950DT; M6950DTC; M7030DTNB; M7030SUDT; M7040DT; M7040DTC; M7040DTC1; M7040F; M7040F1; M7040FC; M7040FC1; M7040HD; M7040HD1; M7040HDC; M7040HDC1; M7040HDCLD; M7040HDCLD1; M7040HDNB; M7040HDNB1; M7040HDNBC; M7040SU; M7040SUD; M7040SUH; M7040SUHD; M7060HD; M7060HD12; M7060HDC; M7060HDC12; M7060HFC; M7950; M7950C; M7950DT; M7950DT-Mudder; M7950DTC; M7950H; M7950W; M8200DT; M8200DTC; M8200DTN; M8200HD; M8200HDC; M8200SDTN; M8200SDTNC; M8540DT; M8540DT1; M8540DTC; M8540DTC1; M8540HD; M8540HD12; M8540HD121; M8540HDC; M8540HDC12; M8540HDC121; M8540HDNB; M8540HDNB1; M8540HDNBC; M8540HDNBC10; M8560HD; M8560HD12; M8560HDC; M8560HDC12; M9000DT; M9000DTC; M9000DTL; M9000HD; M9000HDC; M9000HDLF; M9540DT; M9540DT1; M9540DTC; M9540DTC1; M9540HD; M9540HD12; M9540HD121; M9540HDC; M9540HDC12; M9540HDC121; M9540HDC241; M9540HDCLD; M9540HDL; M9540HDL1; M9540HDL1S; M9580DT; M9580DTC; M95SDS; M95SDTC; M95XDTC; M96SDS; M96SDSC; M9960HD; M9960HD12; M9960HDC; M9960HDC12; M9960HDC24; M9960HDL; M9960HDLN; R400B Loader; R410 Loader; R410B Loader</p> <p>TECH NOTES: OD: 93.94" (9.95mm), ID: 2.17" (54.90mm), W: 0.73" (20.95mm). Deep groove type, round bore.</p>		
 3008-0100	Bearing	Wheels, Hubs and Components 15601-23420
<p>FITS MODELS: AD70 Tiller; F2000 Mower; F2100 Mower; F2260 Mower; F2400 Mower; F2560 Mower; F2880F Mower; F3060 Mower; F3080 Mower; F3680 Mower; GF1800 Mower; K008 Excavator; K008-3 Excavator; KH-170L; KH-18L; KH191 Excavator; M4000; M4030; M4030DT; M4030SU; M4030SUTF; M4050; M4050DT; M4500; M4500DT; M4950; M4950DT; M4950DTS; M4950S; M5030; M5030DT; M5030SU; M5030SUMDT; M5500; M5500DT; M5950; M5950C; M5950DT; M5950DTC; M5950DTS; M5950S; M6030; M6030DT; M6030DTN; M6030DTNB; M7030; M7030DT; M7030DTNB; M7030N; M7030SU; M7030SUDT; M7500; M7500ACL; M7500DT; M7500DTACL; M8030; M8030DT; RC60-20; RC60-27</p> <p>TECH NOTES: ID: 0.67" (17.02mm), OD: 1.85" (46.99mm), W: 0.55" (14mm) sealed both sides.</p>		
 1908-1100	Bearing Cone & Cup	Wheels, Hubs and Components BEARING RACE
<p>FITS MODELS: B1550D; B1550E; B1550HSTD; B1550HSTE; B1700D; B1700HSD; B1750D; B1750E; B1750HSTD; B1750HSTE; B21 Indust/Const; B2100D; B2100HSD; B2150D; B2150HSD; B2320DT; B2320DTWO; B2320HSD; B2400D; B2400HSD; B2410HSD; B2410HSD; B26 Indust/Const; B2620HSD; B2630HSD; B2710HSD; B2910HSD; B2920HSD; B3000HSD; B3000HSDCC; B3030HSD; B3030HSDC; B3030HSDCC; B4200D; B5100DP; B5100EP; B5200D; B5200E; B6100DP; B6100EP; B6100HSTD; B6100HSTE; B6200D; B6200E; B6200HSTD; B6200HSTE; B7100DP; B7100HSTD; B7100HSTE; B7200D; B7200E; B7200HSTD; B7200HSTE; B7300HSD; B7400HSD; B7410D; B7500D; B7500DTN; B7500HSD; B7510D; B7510DN; B7510HSD; B7510HSDTR; B7610HSD; B7800HSD; BX1800D; BX1830D; BX2200D; BX2230D; BX22D; BX2350D; BX2360; BX23D; BX24D; BX25; BX2660D; F2260 Mower; F2560 Mower; F3060 Mower; L185DT; L235; L245DT; L3130F; L3240F; L3240F3; L3750; L3830F; L4150; L4400F; L4600F; L4701F; M4030; M4030SU; M4030SUTF; M4700; M4800SUF; M4900; M4900C; M4900SU; M5030; M5030SU; M5040F; M5040F1; M5040FC; M5040FC1; M5140F; M5140FC; M5400; M5640SU; M5660SUH; M5700; M5700C; M6030; M6040F; M6040F1; M6040FC; M6040FC1; M6060HFC; M6800; M6800S; M6800SC; M7030N; M7040F; M7040F1; M7040FC; M7040FC1; M7040SU; M7040SUH; M7060HFC; MX4700F; MX4800F; MX5000F; MX5000SU; MX5100F; MX5200F; RTV1100CR; RTV1100CW; RTV900G; RTV900G6; RTV900R6; RTV900RSD; RTV900RSDL; RTV900T; RTV900T2; RTV900T5H; RTV900T6; RTV900W; RTV900W6; RTV900W6SE; RTV900W8SE; RTVX1100CR; RTVX1100CW; RTVX1120DR; RTVX1120DW; RTVX1140R; RTVX1140W; RTVX900G; RTVX900R; RTVX900W</p> <p>TECH NOTES: Bearing w/race. OD: 2.04" (51.97mm), ID: 0.98" (25.2mm), WOA: 0.51" (13mm).</p>		

A/C Components
Brake System Components
Clutch, Transmission, PTO
Cooling System Components
Drivelines
Electrical Components
Engine Components
Filters
Front Axle Steering
Fuel System Components
Gauges, Instruments, Cables
Hitch, Implement Components
Hydraulic, Power Steering
Manuals & Decals
Muffler
Rear Axle Differential
Roller Chain
Seats, Other Components
Sheet Metal, Grille
Tools & Shop Supplies
Wheels, Hubs, Components

KUBOTAReplacement **Wheels, Hubs, Components**

	PART NO.	DESCRIPTION	REFERENCE NO.
A/C Components		1908-0000 Wheel Nut	Wheels, Hubs and Components 32580-44940; 32580-44980
Brake System Components			
Clutch, Transmission, PTO			
Cooling System Components	<p>FITS MODELS: L3350DT; L3750; L3750DT; L4150; L4150DT; L4150DTN; L4240DT; L4240DT3; L4240GST; L4240GST3; L4240HST; L4240HST3; L4240HSTC3; L4350DT; L4740GST; L4740GST3; L4740HST; L4740HST3; L4740HSTC3; L48 Indust/Const; L4850DT; L5040GST; L5040GST3; L5240HST; L5240HSTC; L5240HSTC3; L5450DT; L5740HST; L5740HSTC; L5740HSTC3; M4700DT; M4800SUDF; M4900DT; M4900DTC; M5400DT; M5400DTN; M5640SUD; M5640SUD1; M5700DT; M5700DTC; M5700DTN; M5700HDC; M8200DTN; M8200SDTN; M8200SDTNC</p> <p>TECH NOTES: Front Wheel/Axle Nut</p>		
Drivelines		1908-0001 Wheel Nut	Wheels, Hubs and Components 35707-49170
Electrical Components			
Engine Components			
Filters	<p>FITS MODELS: M4700; M4700DT; M4900; M4900DT; M4900DTC; M5040DT; M5040DT1; M5040DTC; M5040DTC1; M5040F; M5040F1; M5040FC; M5040FC1; M5040HD; M5040HD1; M5040HDC; M5040HDC1; M5140DT; M5140DTC; M5140F; M5140FC; M5140HD; M5140HDC; M5400DT; M5700DT; M5700DTC; M6040DT; M6040DT1; M6040DTC; M6040DTC1; M6040F; M6040F1; M6040FC; M6040FC1; M6040HD; M6040HDC; M6040HDC1; M6060HD; M6060HDC; M6060HFC; M6800; M6800DT; M6800HD; M6800HDC; M6800S; M6800SC; M6800SDT; M6800SDTC; M6950; M6950C; M6950DT; M6950DTC; M6950DTS; M6950S; M6970DT; M7030; M7030DT; M7030SU; M7030SUDT; M7040DT; M7040DT1; M7040DTC; M7040DTC1; M7040F; M7040F1; M7040FC; M7040FC1; M7040HD; M7040HD1; M7040HDC; M7040HDC1; M7040HDCLTD; M7040SU; M7040SUD; M7040SUH; M7040SUHD; M7060HD; M7060HD12; M7060HDC; M7060HDC12; M7060HFC; M7500ACL; M7500DTACL; M7580DT; M7580DTC; M7950; M7950C; M7950DT; M7950DT-Mudder; M7950DTC; M7950DTS; M7950H; M7950S; M7950W; M7970DT; M8030; M8030DT; M8200; M8200C; M8200DT; M8200DTC; M8200HD; M8200HDC; M8580DT; M8580DTC; M9000; M9000C; M9000DT; M9000DTC; M9000DTL; M9000DTM; M9000DTMC; M9000HD; M9000HDC; M9000HDLF; M96SHDM</p>		
Front Axle Steering		1908-0002 Wheel Nut	Wheels, Hubs and Components 33251-49170; 33251-49172
Fuel System Components			
Gauges, Instruments, Cables			
Hitch, Implement Components	<p>FITS MODELS: L3350DT; L3750; L3750DT; L4150; L4150DT; L4150DTN; L4350DT; L48 Indust/Const; L4850DT; L5450DT; M100GXDT; M100XDTC; M105SDS; M105SDSL; M105SDTC; M105SHD; M105XDTC; M108SDS2; M108SDSC; M108SDSC2; M108SDSL; M108SDSL2; M108SDSL2S; M108SDSL3; M108SHD; M108SHDC; M108SHDC2; M108SSDS; M108XDTC; M110DTC; M110GXDT; M110XDTC; M120DTC; M125XDTC; M126GXDT; M126XDTC; M126XDTPC; M135GXDT; M135GXDTSC; M135XDTC; M135XDTC; M4000; M4030; M4030DT; M4030SU; M4030SUTF; M4500; M4500DT; M4700; M4700DT; M4800SUDF; M4800SUF; M4900; M4900C; M4900DT; M4900DTC; M4900SU; M4900SUDT; M4950; M4950DT; M4950DTS; M4950S; M4N-071HD12; M4N-071HDC12; M4N-071HDRC12; M5030; M5030DT; M5030SU; M5030SUMDT; M5040DT; M5040DT1; M5040DTC; M5040DTC1; M5040HD; M5040HD1; M5040HDC; M5040HDC1; M5140DT; M5140DTC; M5140HD; M5140HDC; M5400; M5400DT; M5400DTN; M5500; M5500DT; M5640SU; M5640SUD; M5640SUD1; M5660SUH; M5660SUHD; M5700; M5700C; M5700DT; M5700DTC; M5700DTN; M5700HD; M5700HDC; M59 Indust/Const; M5950; M5950C; M5950DT; M5950DTC; M5950DTS; M5950S; M5N-091HD12; M5N-091HD24; M5N-091HDC12; M5N-091HDC12PC; M5N-091HDC24; M5N-091HDRC12; M5N-091HDRC24; M5N-111HD12; M5N-111HD24; M5N-111HDC12; M5N-111HDC24; M5N-111HDRC12; M5N-111HDRC24; M6030; M6030DT; M6030DTN; M6030DTNB; M6040DT; M6040DT1; M6040DTC; M6040DTC1; M6040HD; M6040HD1; M6040HDC; M6040HDC1; M6040HDNB; M6040HDNB1; M6060HD; M6060HDC; M62 Indust/Const; M6800DT; M6800HD; M6800HDC; M6800SDT; M6800SDTC; M6950DT; M6950DTC; M6950DTS; M6970DT; M7030DT; M7030DTNB; M7030N; M7030SUDT; M7040DT; M7040DT1; M7040DTC; M7040DTC1; M7040HD; M7040HD1; M7040HDC; M7040HDC1; M7040HDCLTD; M7040HDNB; M7040HDNB1; M7040HDNBC; M7040SUD; M7040SUHD; M7060HD; M7060HD12; M7060HDC; M7060HDC12; M7500; M7500DT; M7580DT; M7580DTC; M7950DT; M7950DT-Mudder; M7950DTC; M7950DTS; M7970DT; M8030DT; M8200C; M8200DT; M8200DTC; M8200DTN; M8200HD; M8200HDC; M8200SDTN; M8200SDTNC; M8540DT; M8540DT1; M8540DTC; M8540DTC1; M8540HD; M8540HD1; M8540HD12; M8540HD121; M8540HDC; M8540HDC1; M8540HDC12; M8540HDC121; M8540HDNB; M8540HDNB1; M8540HDNBC; M8540HDNBC10; M8540HDNBCPC; M8580DT; M8580DTC; M8950DT; M8950DTC; M8950DTS; M9000C; M9000DT; M9000DTC; M9000DTL; M9000DTM; M9000DTMC; M9000HD; M9000HDC; M9000HDLF; M9540DT; M9540DT1; M9540DTC; M9540DTC1; M9540HD; M9540HD1; M9540HD12; M9540HD121; M9540HDC; M9540HDC1; M9540HDC12; M9540HDC121; M9540HDC241; M9540HDCLTD; M9540HDL; M9540HDL1; M9540HDL1S; M9580DT; M9580DTC; M95SDS; M95S-DTC; M95XDTC; M96SDS; M96SDSC; M96SHDM</p> <p>TECH NOTES: Wheel/Axle Nut</p>		
Hydraulic, Power Steering			
Manuals & Decals			
Muffler			
Rear Axle Differential			
Roller Chain			
Seats, Other Components			
Sheet Metal, Grille			
Tools & Shop Supplies			
Wheels, Hubs, Components			

CROSS REFERENCES

KUBOTA

OEM NO.	ATLANTIC NO.	PAGE NO.	OEM NO.	ATLANTIC NO.	PAGE NO.	OEM NO.	ATLANTIC NO.	PAGE NO.
503179	1906-6201	496	12681-67740	RCJ8	508	15231-63022	1900-0202	507
18270169	1900-0553	507	12691-43010	FF2608	145	15246-32430	OF2803	156
1532173010	1906-6201	496	12691-67710	QC12YC	508	15248-63700	1900-0917	505
3220014509	1912-1003	485	12691-67711	QC12YC	508	15253-64010	1900-0500	501
7000014660	FF2106	145	12773-67710	RCJ8	508	15261-52030	1903-3000	538
07916-27326	1909-1000	514	12992-67710	L90C	507	15261-53020	1903-3020	542
07916-27327	1909-1000	514	12992-67711	L90C	507	15261-65510	1900-1003	505
07916-27328	1909-1001	514	13-021	FF2608	145	15261-65513	1900-1003	505
07916-27330	1909-1002	514	13-12581-43012	FF2608	145	15261-65514	1900-1003	505
07916-27335	1909-1002	514	13-70000-43081	FF4105	147	15263-52030	1903-3000	538
07916-27336	1909-1002	514	13301-43010	FF2608	145	15271-53000	1903-3020	542
07916-27886	1909-1003	515	13351-43010	FF2608	145	15271-53140	1903-3020	542
08100-00004	1908-1001	565	13375-67740	RL95YC	508	15287-11080	AF4400	139
08101-06007	1912-7011	487	13375-67741	RL95YC	508	15287-11220	AF3729	522
08101-06008	3020-0000	191	13382-11080	AF3026	521	15287-11490	AF2837	137
08101-06010	3020-0005	191	13382-11082	AF3026	521	15287-87480	AF3729	522
08101-06014	3020-0011	192	13742-67710	RL95YC	508	15301-72060	1906-6305	490
08101-06204	1908-1002	566	13742-67716	RL95YC	508	15313-73270	1906-6205	497
08101-06205	1908-1001	565	13871-67710	RL95YC	508	15321-64012	1900-0500	501
08101-06207	1905-2002	558	15 Models	AF4590	139	15321-73010	1906-6201	496
08101-06211	1908-1004	567	15 Models	OF2102	155	15321-73014	1906-6201	496
08101-06215	1905-2003	558	15000-37110	AF2513	137	15321-73015	1906-6201	496
08101-06303	3020-0001	191	1510-32410	OF2662	156	15321-73016	1906-6201	496
08101-06307	3020-0009	192	15101-32080	OF2662	156	15321-73030	1906-6232	498
08101-06307	1905-2001	557	15101-32530	OF2662	156	15321-73032	1906-6232	498
08101-06910	1904-1000	533	15152-32090	OF7706	159	15321-73270	1906-6205	497
08111-06203	1913-1001	543	15152-32090	OF1102	528	15321-73430	1906-6152	500
08121-06002	1912-2005	486	15192-32090	OF2803	156	15321-73910	1906-6201	496
08141-06007	1912-7011	487	15193-32400	OF3101	156	15351-64600	1900-0553	507
08141-06205	1908-1000	565	15193-43100	FF4105	147	15351-64601	1900-0553	507
08141-06206	1905-2000	557	15201-72060	1906-6304	490	15381-52030	1903-3000	538
08141-06303	3008-0100	567	15212-32090	OF7706	159	15383-81040	1912-1000	485
08181-06010	3020-0005	191	15212-32090	OF1102	528	15401-11080	AF4400	139
08181-06014	3020-0011	192	15213-32090	OF2803	156	15401-11220	AF3729	522
08181-06207	1905-2002	558	15213-32090	OF7706	159	15401-42060	1906-6305	490
08490-00001	1112-6091	38	15213-32090	OF1102	528	15401-52030	1903-3000	538
08490-00001	1912-2006	489	15213-32091	OF2803	156	15401-52032	1903-3000	538
08711-30205	1908-1100	567	15213-32091	OF7706	159	15401-72060	1906-6305	490
09230-60756	3021-0000	559	15213-32430	OF2803	156	15402-32430	OF3101	156
09403-55511	3021-0001	559	15213-32430	OF1102	528	15411-64011	1900-0500	501
1 6082-53903	1903-3022	542	15221-12110	1917-8300	556	15411-72060	1906-6305	490
11013-7019	AF8660	141	15221-12115	1917-8300	556	15411-72110	1906-6305	490
11013-7020	AF8670	142	15221-12116	1917-8300	556	15425-63010	1900-0116	510
12181-63080	1900-0201	507	15221-12410	1917-7710	556	15439-73430	1906-6152	500
12366-67710	L90C	507	15221-32430	OF3101	156	15451-32430	OF2010	384
12366-67716	L90C	507	15221-43080	FF4105	147	15451-32430	HF3105	527
12498-63010	1900-0105	509	15221-43081	FF4105	147	15451-43560	FF3000	146
12499-32430	OF5200	531	15221-43089	FF4105	147	15451-63014	1900-0115	510
12499-63010	1900-0113	510	15221-43170	FF4105	147	15451-64010	1900-0504	501
12499-67740	L90C	507	15221-43172	FF4105	147	15451-73410	1906-6230	498
12499-91140	3020-0009	192	15221-53000	1903-3020	542	15451-99170	OF2010	384
12499-91140	1905-2001	557	15221-53010	1903-3020	542	15451-99170	HF3105	527
12581-43010	FF2608	145	15221-63010	1900-0127	511	15461-63010	1900-0100	508
12581-43012	FF2608	145	15221-63014	1900-0127	511	15461-63013	1900-0100	508
12601-67710	L82YC	507	15221-63015	1900-0127	511	15471-60010	1903-3008	540
12609-67710	L82YC	507	15221-72060	1906-6324	490	15471-64010	1900-0500	501
12647-67710	L82YC	507	15221-73430	1906-6250	500	15471-64011	1900-0500	501
12647-67711	L82YC	507	15231-52030	1903-3002	539	15481-63010	1900-0110	509
12681-67710	RCJ8	508	15231-52033	1903-3002	539	15481-7037	1906-6230	498
12681-67711	RCJ8	508	15231-63015	1900-0101	508	15481-73030	1906-6230	498

KUBOTA

CROSS REFERENCES

OEM NO.	ATLANTIC NO.	PAGE NO.	OEM NO.	ATLANTIC NO.	PAGE NO.	OEM NO.	ATLANTIC NO.	PAGE NO.
15481-73035	1906-6230	498	15676-73430	1906-6151	500	16235-63011	1900-0141	513
15481-73430	1906-6150	500	15694-65510	1900-1003	505	16235-63012	1900-0141	513
15501-63010	1900-0128	512	15694-65512	1900-1003	505	16241-64010	1900-0502	501
15501-63011	1900-0128	512	15741-63010	1900-0107	509	16241-64011	1900-0502	501
15501-63012	1900-0128	512	15741-63011	1900-0107	509	16241-64012	1900-0502	501
15504-63010	1900-0107	509	15751-12010	1917-8301	556	16241-64013	1900-0502	501
15504-63011	1900-0107	509	15752-73030	1906-6231	498	16251-73030	1906-6236	499
15504-63012	1900-0107	509	15752-73032	1906-6231	498	16251-73032	1906-6236	499
15511-01300	HF8861	528	15752-73033	1906-6231	498	16251-73034	1906-6235	499
15521-11080	AF3729	522	15763-11081	AF4420	139	16264-74110	1906-1002	491
15521-32430	OF2101	155	15763-64010	1900-0504	501	16271-43560	FF2922	146
15521-32430	OF2504	156	15763-64011	1900-0504	501	16271-60010	1903-3006	540
15521-32439	OF2504	156	15763-64012	1900-0504	501	16271-60012	1903-3006	540
15521-39010	1909-0010	519	15766-73430	1906-6250	500	16285-52030	1903-3033	539
15521-43100	1903-3031	538	15831-32430	OF3101	156	16285-52032	1903-3033	539
15521-43130	1903-3031	538	15831-43380	FF6215	526	16285-63010	1900-0117	510
15521-43132	1903-3031	538	15831-43380	FF9151	526	16325-63012	1900-0140	512
15521-43160	FF2000	144	15833-63010	1900-0134	512	16326-73030	1906-6234	498
15521-65510	1900-1000	504	15833-63011	1900-0134	512	16326-73033	1906-6234	498
15521-65511	1900-1000	504	15833-63012	1900-0134	512	16412-73030	1906-6240	500
15521-65512	1900-1000	504	15833-63013	1900-0134	512	16412-73033	1906-6240	500
15521-73030	1906-6233	498	15852-11080	AF3026	521	16414-32430	OF2101	155
15521-73033	1906-6233	498	15852-11081	AF3026	521	16414-32430	OF2504	156
15521-73034	1906-6233	498	15852-11082	AF3026	521	16414-32434	OF2101	155
15521-73035	1906-6233	498	15852-11220	AF3026	521	16414-32434	OF2504	156
15521-73039	1906-6233	498	15852-63010	1900-0101	508	16419-53000	1903-3019	541
15521-73410	1906-6233	498	15852-63014	1900-0101	508	16419-53900	1903-3019	541
15531-39010	1909-0010	519	15852-63020	1900-0200	507	16419-53905	1903-3019	541
15531-39013	1909-0010	519	15852-63023	1900-0200	507	16427-64010	1900-0501	501
15531-39014	1909-0010	519	15853-32430	OF3761	157	16427-64012	1900-0501	501
15531-64010	1900-0507	504	15853-32435	OF3761	157	16454-53000	1903-3021	542
15531-64012	1900-0507	504	15853-32437	OF3761	157	16454-53900	1903-3021	542
15531-64013	1900-0507	504	15853-32439	OF3761	157	16454-53903	1903-3021	542
15531-64014	1900-0507	504	15853-99170	OF3761	157	16454-53905	1903-3021	542
15531-64015	1900-0507	504	15853-99179	OF3761	157	16483-74110	1906-1007	492
15531-64016	1900-0507	504	15872-74110	1906-1003	491	16541-32430	HF3105	527
15531-64017	1900-0507	504	15881-64200	1900-0515	502	16541-64010	1900-0503	501
15531-64603	1900-0553	507	15881-64600	1900-0552	506	16541-64011	1900-0503	501
15531-73010	1906-6202	496	15881-64601	1900-0552	506	16541-64012	1900-0503	501
15531-73011	1906-6202	496	15906-32090	OF2007	154	16543-99170	OF2010	384
15531-73013	1906-6202	496	15906-32093	OF2007	154	16543-99170	HF3105	527
15531-73014	1906-6202	496	15951-65510	1900-1003	505	16551-43060	FF2609	146
15531-73270	1906-6206	498	15951-65512	1900-1003	505	16551-43060	FF1604	524
15531-73430	1906-6151	500	16001-53000	1903-3024	542	16604-52030	1903-3035	539
15534-73030	1906-6231	498	16032-53900	1903-3017	541	16604-52032	1903-3035	539
15541-12110	1917-8303	556	16032-53902	1903-3017	541	16611-63010	1900-0117	510
15575-12110	1917-8300	556	16080-32430	OF3101	156	16611-63011	1900-0117	510
15575-43130	1903-3031	538	16082-53000	1903-3022	542	16611-63012	1900-0117	510
15601-23420	3008-0100	567	16082-53900	1903-3022	542	16612-63012	1900-0107	509
15601-43170	FF2907	146	16097-49441	AF7021	142	16616-60010	1903-3005	540
15601-63012	1900-0102	508	16121-32430	HF3105	527	16616-60013	1903-3005	540
15605-52030	1903-3000	538	16121-99170	OF2010	384	16616-60015	1903-3005	540
15606-11081	AF4420	139	16121-99170	HF3105	527	16617-63011	1900-0133	512
15606-64010	1900-0500	501	16221-73270	1906-6205	497	16631-43560	FF2609	146
15606-64011	1900-0500	501	16231-64010	1900-0502	501	16631-43560	FF1604	524
15612-11180	AF2513	137	16231-64011	1900-0502	501	16631-99540	FF2609	146
15621-12110	1917-8302	556	16231-64012	1900-0502	501	16678-64011	1900-0512	502
15621-63012	1900-0102	508	16235-63010	1900-0103	508	16678-64012	1900-0512	502
15676-73270	1906-6206	498	16235-63010	1900-0140	512	16705-64010	1900-0506	501
15676-73272	1906-6206	498	16235-63010	1900-0141	513	16705-64011	1900-0501	501

CROSS REFERENCES

KUBOTA

OEM NO.	ATLANTIC NO.	PAGE NO.	OEM NO.	ATLANTIC NO.	PAGE NO.	OEM NO.	ATLANTIC NO.	PAGE NO.
16705-64012	1900-0501	501	19077-65512	1900-1001	504	1C010-73010	1906-6203	497
16771-64010	1900-0506	501	19202-53020	1903-3020	542	1C010-73030	1906-6239	499
16771-64012	1900-0506	501	19202-53030	1903-3020	542	1C010-73032	1906-6239	499
16851-52030	1903-3034	539	19215-11220	AF4590	139	1C010-73034	1906-6239	499
16851-52033	1903-3034	539	19215-63010	1900-0145	513	1C010-74110	1906-1006	491
16851-53000	1903-3024	542	19215-63011	1900-0145	513	1C011-73010	1906-6204	497
16851-60010	1903-3007	540	19215-63012	1900-0145	513	1E321-63011	1900-0148	513
16851-60014	1903-3007	540	19215-63013	1900-0145	513	1E401-73010	1906-6201	496
16851-65510	1900-1002	504	19244-87110	FF2000	144	1G023-63010	1900-0112	510
16851-65512	1900-1002	504	19260-64010	1900-0525	503	1G032-99350	1909-1006	515
16851-65610	1900-1002	504	19260-64011	1900-0525	503	1G032-99353	1909-1007	515
16851-73270	1906-6206	498	19260-64012	1900-0525	503	1G032-99360	1909-1008	515
16853-11220	AF3026	521	19267-64600	1900-0553	507	1G032-99362	1909-1008	515
16853-63010	1900-0142	513	19267-64601	1900-0553	507	1G032-99363	1909-1008	515
16853-63013	1900-0142	513	19267-64602	1900-0553	507	1G065-53900	1903-3016	541
16854-65512	1900-1002	504	19269-63010	1900-0107	509	1G065-53902	1903-3016	541
16871-63010	1900-0107	509	19269-63011	1900-0107	509	1G069-63010	1900-0112	510
16871-63011	1900-0107	509	19271-43100	1903-3031	538	1G069-63010	1900-0124	511
16871-63012	1900-0107	509	19279-64010	1900-0525	503	1G069-63011	1900-0112	510
17076-43100	1903-3031	538	19279-64011	1900-0525	503	1G089-99350	1909-1009	515
17121-52030	1903-3001	539	19279-64012	1900-0525	503	1G089-99352	1909-1009	515
17121-52032	1903-3001	539	19279-64013	1900-0525	503	1G089-99362	1909-1010	516
17121-63011	1900-0134	512	19293-63011	1900-0101	508	1G089-99363	1909-1010	516
17123-63013	1900-0147	513	19404-32430	OF2664	385	1G089-99364	1909-1010	516
17123-63016	1900-0147	513	19433-11080	AF4420	139	1G089-99365	1909-1010	516
17208-60010	1903-3010	541	19433-11081	AF4420	139	1G311-43380	FF6215	526
17208-60015	1903-3010	541	19434-73010	1906-6200	496	1G311-43380	FF9151	526
17208-60016	1903-3010	541	19434-73013	1906-6200	496	1G420-99362	1909-1011	516
17298-63010	1900-0100	508	19434-73014	1906-6200	496	1G420-99363	1909-1011	516
17321-32430	OF2101	155	19460-63011	1900-0136	512	1G420-99364	1909-1011	516
17321-32432	OF2101	155	19460-63012	1900-0136	512	1G435-99362	1909-1014	516
17321-32432	OF2504	156	19460-63013	1900-0136	512	1G470-73030	1906-6237	499
17321-32439	OF2101	155	19837-63010	1900-0108	509	1G470-73034	1906-6237	499
17321-32439	OF2504	156	19837-63010	1900-0144	513	1G470-73036	1906-6237	499
17321-72060	1906-6306	490	19837-63011	1900-0144	513	1G470-99350	1909-1012	516
17325-11080	AF4400	139	19837-63012	1900-0144	513	1G470-99363	1909-1013	516
17331-72060	1906-6306	490	19837-63013	1900-0144	513	1G470-99364	1909-1014	516
17331-73030	1906-6240	500	19883-63011	1900-0133	512	1G470-99365	1909-1014	516
17341-63010	1900-0100	508	1A001-43100	1903-3031	538	1G470-99366	1909-1015	516
17341-63013	1900-0100	508	1A001-43160	FF2000	144	1G544-53000	1903-3025	542
17356-64010	1900-0506	501	1A021-60013	1903-3009	540	1G544-53003	1903-3025	542
17365-72060	1906-6323	490	1A021-60015	1903-3009	540	1G544-53610	1903-3025	542
17381-11180	AF2513	137	1A021-60016	1903-3009	540	1G659-11222	AF3322	138
17381-63012	1900-0104	508	1A021-60017	1903-3009	540	1G677-53900	1903-3015	541
17381-72060	1906-6323	490	1A021-73030	1906-6240	500	1G677-53902	1903-3015	541
17388-43100	1903-3031	538	1A021-73033	1906-6240	500	1G677-53903	1903-3015	541
17391-53000	1903-3023	542	1A021-73035	1906-6240	500	1G703-99352	1909-1005	515
17454-60010	1903-3005	540	1A021-73270	1906-6205	497	1G703-99353	1909-1005	515
17454-74110	1906-1000	490	1A024-39010	1909-0010	519	1G703-99354	1909-1005	515
17478-60080	1900-1005	504	1A107-99350	1909-1004	515	1G703-99355	1909-1005	515
18510-63620	1900-0915	505	1A140-99350	1909-1005	515	1G703-99362	1909-1016	516
18510-63720	1900-0915	505	1C010-52032	1903-3032	539	1G703-99363	1909-1016	516
19007-63011	1900-0144	513	1C010-52033	1903-3032	539	1G703-99364	1909-1016	516
19013-63011	1900-0132	512	1C010-52034	1903-3032	539	1G726-99350	1909-1017	516
19013-63012	1900-0132	512	1C010-53900	1903-3018	541	1G726-99352	1909-1017	516
19013-63013	1900-0132	512	1C010-63010	1900-0109	509	1G726-99360	1909-1018	517
19077-53000	1903-3022	542	1C010-63011	1900-0109	509	1G726-99363	1909-1018	517
19077-53900	1903-3022	542	1C010-63012	1900-0109	509	1G726-99364	1909-1018	517
19077-65510	1900-1001	504	1C010-63013	1900-0109	509	1G726-99365	1909-1018	517
19077-65511	1900-1001	504	1C010-64010	1900-0514	502	1G730-73030	1906-6241	500

KUBOTA

CROSS REFERENCES

OEM NO.	ATLANTIC NO.	PAGE NO.	OEM NO.	ATLANTIC NO.	PAGE NO.	OEM NO.	ATLANTIC NO.	PAGE NO.
1G730-73032	1906-6241	500	302-630	AQP-302-630	549	330-823	AQP-330-823	549
1G730-73035	1906-6241	500	30401-37580	OF2102	155	330-831	AQP-330-831	549
1G755-9350	1909-1019	517	31150-14500	1912-1003	485	33251-49170	1908-0002	568
1G755-99352	1909-1019	517	31180-14300	1912-1051	483	33251-49172	1908-0002	568
1G755-99353	1909-1019	517	31220-14500	1912-1003	485	33251-74010	1900-0550	506
1G772-51760	1904-1001	533	31351-32830	1909-0002	519	33251-74010	1900-0551	506
1G772-60010	1903-3011	541	31393-43530	3021-0002	559	33251-74012	1900-0550	506
1G772-60012	1903-3011	541	31393-43532	3021-0002	559	33251-74012	1900-0551	506
1G772-60013	1903-3011	541	32120-33840	1100-0916	324	33251-74013	1900-0550	506
1G772-60014	1903-3011	541	32130-14300	1912-1051	483	33251-74013	1900-0551	506
1G772-63010	1900-0109	509	32130-14302	1912-1051	483	33670-43360	3021-0004	559
1G772-63011	1900-0109	509	32130-14500	1912-1003	485	33740-26350	1912-2002	489
1G772-63012	1900-0109	509	32130-14508	1912-1003	485	33740-80290	3021-0019	562
1G772-73010	1906-6204	497	32130-14510	1912-1003	485	33750-43350	3021-0005	560
1G772-73030	1906-6238	499	32130-14530	1912-1003	485	33770-56810	1906-7010	11
1G772-73032	1906-6238	499	32130-33840	1100-0916	324	33820-25130	1912-1056	483
1G772-73034	1906-6238	499	32150-12600	1904-0002	535	33820-25130	1912-3002	484
1G772-99350	1909-1020	517	32150-12601	1904-0002	535	33830-25120	1912-1056	483
1G772-99352	1909-1020	517	32150-12602	1904-0002	535	33830-25130	1912-1056	483
1G772-99360	1909-1021	517	32150-33840	1100-0916	324	34030-16210	1906-1004	491
1G772-99362	1909-1021	517	32200-14508	1912-1003	485	34070-13370	3021-0006	560
1G772-99364	1909-1021	517	32200-14510	1912-1003	485	34070-16800	1900-0106	509
1G775-74110	1906-1008	492	32200-35700	FF1101	143	34070-16803	1900-0106	509
1G775-74112	1906-1008	492	32200-35750	FF1101	143	34070-75600	1900-0501	501
1G777-99353	1909-1022	517	32200-35753	FF1101	143	34070-75602	1900-0501	501
1G777-99360	1909-1023	517	32200-35790	FF1101	143	34150-16100	1904-4450	534
1G777-99362	1909-1023	517	32360-33840	1100-0916	324	34150-36100	1901-1000	555
1G777-99363	1909-1023	517	32420-14200	1912-1007	486	34150-36102	1901-1000	555
1G777-99364	1909-1023	517	32420-14300	1912-1053	483	34150-36103	1901-1000	555
1G822-99353	1909-1024	517	32425-14200	1912-1007	486	34150-36110	1901-1000	555
1G822-99354	1909-1024	517	32425-14450	1912-1062	484	34159-16090	1904-4450	534
1G842-99363	1909-1018	517	32430-12110	1917-8300	556	34159-16091	1904-4450	534
1G856-99350	1909-1025	518	32430-12410	1904-0006	535	34159-62210	1917-7710	556
1G856-99352	1909-1025	518	32430-12412	1904-0006	535	34160-12600	1904-0002	535
1G856-99353	1909-1025	518	32430-12450	1904-0106	534	34200-14300	1912-1053	483
1G911-63012	1900-0114	510	32430-14440	1912-1005	486	34209-16100	1904-4450	534
1G928-99362	1909-1026	518	32530-14300	1912-1054	483	34219-12410	1917-7710	556
1G928-99363	1909-1026	518	32530-14300	1912-3003	485	34219-12412	1917-7710	556
1G928-99364	1909-1026	518	32530-14304	1912-1054	483	34219-12413	1917-7710	556
1J431-64012	1900-0519	503	32530-14304	1912-3003	485	34220-14302	1912-1053	483
1J574-99352	1909-1028	518	32530-14304	1912-1001	485	34220-14500	1912-1009	487
1J574-99353	1909-1027	518	32530-14600	1912-3003	485	34220-14503	1912-1009	487
1J574-99356	1909-1028	518	32530-14600	1912-1001	485	34350-16102	1904-4450	534
1J574-99356	1909-1027	518	32530-14870	1912-2004	489	34370-14820	1912-2002	489
1J574-99363	1909-1028	518	32580-44770	1904-0019	536	34550-13040	3021-0018	562
1J846-99350	1909-1029	518	32580-44940	1908-0000	568	34550-14040	3021-0018	562
1J846-99362	1909-1030	518	32580-44980	1908-0000	568	34550-16210	1906-1005	491
1J846-99363	1909-1030	518	32721-56220	3021-0003	559	34670-44780	1904-0002	535
1J846-99364	1909-1030	518	32721-56223	3021-0003	559	35 Models	1912-1010	488
1J860-65510	1900-1001	504	32721-58240	AF3710	521	35-048	1909-0002	519
1J860-65512	1900-1001	504	32721-58242	AF3710	521	35080-14290	1912-1005	486
1K012-63010	1900-0146	513	32771-20500	1912-1058	484	35080-18400	3010-0051	442
1K012-63011	1900-0146	513	32771-20500	1912-3005	485	35080-44660	1904-0015	532
1K012-63012	1900-0146	513	32781-20502	1912-1058	484	35080-44662	1904-0015	532
1K531-64602	1900-0552	506	32781-20502	1912-3005	485	35110-76100	1901-1000	555
1T854-99350	1909-1004	515	32781-20600	1912-1002	485	35110-76101	1901-1000	555
25-35465-00	1900-0145	513	330-552	AQP-330-552	549	35180-36100	1901-1000	555
25-39291-00	1900-0136	512	330-650	AQP-330-650	549	35240-16100	1904-4450	534
25-39316-00	1900-0114	510	330-801	AQP-330-801	549	35240-16102	1904-4450	534
29-39135-00	1900-0132	512	330-821	AQP-330-821	549	35260-14200	1912-1007	486

CROSS REFERENCES

KUBOTA

OEM NO.	ATLANTIC NO.	PAGE NO.	OEM NO.	ATLANTIC NO.	PAGE NO.	OEM NO.	ATLANTIC NO.	PAGE NO.
35290-12410	1917-7710	556	3A011-25110	1912-1008	486	3C095-43780	3021-0013	561
35290-14200	1912-1007	486	3A011-25130	1912-1057	484	3C341-28190	1908-1004	567
35290-14300	1912-1053	483	3A011-25130	1912-3004	485	3C451-04290	1903-2002	538
35290-14440	1912-1007	486	3A011-25132	1912-1057	484	3C451-04292	1903-2002	538
35300-14300	1912-1053	483	3A011-25132	1912-3004	485	3C581-50060	1906-7001	482
35340-25360	3021-0020	562	3A011-48440	1908-1004	567	3C581-74010	1900-0510	502
35523-62920	1904-0000	535	3A011-62920	1904-0004	535	3C581-74011	1900-0510	502
35533-43380	3020-0008	192	3A011-62922	1904-0004	535	3C581-97590	1906-7001	482
35533-43470	1904-1003	533	3A011-62980	1904-0017	532	3F264-11230	AF2340	136
35533-62920	1904-0001	535	3A011-74010	1900-0522	503	3F740-25110	1912-3002	484
35533-62980	1904-0016	532	3A011-74011	1900-0522	503	3F740-25110	1912-1004	486
35707-49170	1908-0001	568	3A011-74012	1900-0522	503	3F740-25120	1912-1056	483
35708-80290	3021-0019	562	3A011-74013	1900-0522	503	3F740-25120	1912-3002	484
35822-80380	3021-0022	563	3A011-75100	1912-0001	489	3F740-25122	1912-1056	483
35851-25130	1912-1056	483	3A021-43350	3021-0011	561	3F740-25122	1912-3002	484
35851-25130	1912-3002	484	3A021-43360	1908-1003	566	3F750-11220	AF3317	138
35860-25130	1912-1056	483	3A111-17450	1906-0000	492	3F750-11220	AF8650	141
35860-25130	1912-3002	484	3A111-17460	1906-0001	492	3F999-01740	1906-7010	11
35861-25130	1912-1056	483	3A111-19130	AF2340	136	3G011-24110	1912-3004	485
35861-25130	1912-3002	484	3A111-80290	3021-0024	563	3G011-24110	1912-1008	486
35861-82630	HF6601	527	3A121-62980	1904-0008	532	3G700-25130	1912-1057	484
36200-25150	1912-1010	488	3A151-17100	1906-6322	490	3G700-25130	1912-3004	485
36200-75290	1100-0916	324	3A151-25110	1912-1006	486	3G710-75900	1100-0916	324
36340-48250	3021-0012	561	3A151-25111	1912-1006	486	3M760-64010	1900-0517	502
36430-25130	1912-1056	483	3A151-25130	1912-1055	483	3N300-04290	1903-2001	538
36430-25130	1912-3002	484	3A151-25133	1912-1055	483	3N300-17450	1906-0005	493
36500-25100	1912-1010	488	3A151-25133	1912-3001	484	3N300-17453	1906-0005	493
36500-25103	1912-1010	488	3A151-62980	1904-0009	532	3N600-17460	1906-0006	493
36500-25104	1912-1010	488	3A152-25130	1912-1055	483	3N600-17462	1906-0006	493
36500-25105	1912-1010	488	3A152-25130	1912-3001	484	3P999-00230	1906-7010	11
36530-25110	1912-1004	486	3A152-25130	1912-1006	486	3R600-04300	1903-2001	538
36530-25112	1912-3002	484	3A161-25110	1912-1006	486	43200-14300	1912-1053	483
36530-25112	1912-1004	486	3A161-25130	1912-1055	483	52200-15320	HF1210	379
36530-25131	1912-1056	483	3A161-25130	1912-3001	484	52200-15321	HF1210	379
36530-25131	1912-3002	484	3A161-48250	3021-0012	561	52200-41210	1900-0910	505
37150-14500	1912-1000	485	3A161-62920	1904-0005	535	52200-41212	1900-0910	505
37150-25360	3021-0023	563	3A251-25130	1912-1057	484	53961-71162	3019-2740	547
37150-36100	1901-1000	555	3A261-25130	1912-1057	484	55030-73120	3019-2700	546
37150-36110	1901-1000	555	3A272-25130	1912-1057	484	55231-26150	AF2310	136
37300-11160	3021-0007	560	3A272-25130	1912-3004	485	59700-26112	AF2300	136
37300-11430	3021-0008	560	3A611-74012	1900-0521	503	59700-26116	AF2300	136
37300-14500	1912-1009	487	3A651-17460	1906-0002	492	59800-26110	AF3317	138
37410-16550	3021-0021	563	3A651-74010	1900-0510	502	59800-26110	AF8650	141
37410-55150	1900-0916	505	3A651-74011	1900-0510	502	65721-12360	RL95YC	508
37410-56220	3021-0003	559	3A851-72170	1906-7101	482	65721-12361	RL95YC	508
37410-57340	3021-0016	561	3C001-17450	1906-0003	492	66021-25080	3019-2700	546
37560-63010	1900-0117	510	3C001-17460	1906-0004	492	66021-36060	OF1004	383
37560-63011	1900-0117	510	3C001-82200	1901-1001	555	66071-61730	1909-5506	546
37560-63012	1900-0117	510	3C001-82202	1901-1001	555	66101-25080	3019-2701	547
38240-13140	3021-0009	560	3C001-82203	1901-1001	555	66101-55200	1900-0911	505
38240-13160	3021-0010	560	3C001-82204	1901-1001	555	66101-55202	1900-0911	505
38240-14300	1912-1053	483	3C011-43360	1904-1004	533	66101-55203	1900-0911	505
38240-14300	1912-1053	483	3C011-43470	1904-1005	533	66101-55210	1900-0911	505
38240-33870	1100-0916	324	3C011-62920	1904-0007	536	66419-13400	1912-1053	483
38260-14430	1912-1007	486	3C081-25130	1912-3002	484	66436-64600	1900-0552	506
38260-14430	1912-1005	486	3C081-25132	1912-1056	483	66591-13400	1912-1003	485
38260-14450	1912-1062	484	3C081-74010	1900-0516	502	66591-13402	1912-1003	485
38430-14820	1912-2001	488	3C081-74011	1900-0516	502	66591-55630	1100-0911	67
38440-44780	1904-0002	535	3C081-74012	1900-0516	502	66621-14120	1912-7010	487
38440-44782	1904-0002	535	3C091-43460	3020-0002	191	67111-13320	1912-1012	488
38440-44870	1904-0002	535				67121-56520	1904-0021	537

KUBOTA

CROSS REFERENCES

OEM NO.	ATLANTIC NO.	PAGE NO.	OEM NO.	ATLANTIC NO.	PAGE NO.	OEM NO.	ATLANTIC NO.	PAGE NO.
67121-56530	1904-0022	537	6A100-31150	1900-0123	511	6C430-57410	1904-0020	537
67121-56760	1908-1001	565	6A10082630	AF3322	138	6C516-56420	1904-0107	534
67211-13300	1912-1000	485	6A10082632	AF3322	138	6E040-57340	3021-0016	561
67800-58300	AF4590	139	6A320-56220	3021-0014	561	7000-36100	1901-1000	555
67950-56520	1904-0021	537	6A320-56422	1904-0108	535	70000-00297	3009-1004	118
67950-56530	1904-0022	537	6A320-58570	1906-0007	493	70000-00602	AQP-330-823	549
67955-37710	HF6603	527	6A320-59212	1900-0112	510	70000-00602	AQP-302-630	549
67980-31150	1900-0112	510	6A320-59920	1903-3030	538	70000-00602	AQP-330-552	549
67980-31151	1900-0112	510	6A330-59230	1906-1001	490	70000-00733	RL95YC	508
67980-31151	1900-0124	511	6A671-75330	1906-7000	291	70000-00737	RL95YC	508
67980-82630	AF3729	522	6A671-97110	1906-7000	291	70000-11080	AF4420	139
68131-62130	HF6110	527	6A671-97114	1906-7000	291	70000-11081	AF4400	139
68131-62133	HF6110	527	6A700-16510	1912-7011	487	70000-11221	AF4590	139
68131-64420	1901-1203	550	6A700-16550	1908-1002	566	70000-14555	AF4420	139
68131-64430	1901-1203	550	6A700-16570	1908-1001	565	70000-14630	FF1101	143
68191-91020	1901-1200	550	6A830-59250	1900-0511	502	70000-14631	OF2662	156
68271-99300	1901-1201	550	6C040-13300	1912-1012	488	70000-14632	FF3000	146
68271-99400	1901-1202	550	6C040-13400	1912-1061	484	70000-14641	OF2668	156
68271-99500	1901-1203	550	6C040-13402	1912-1061	484	70000-14642	OF3770	158
68271-99600	1901-1204	550	6C040-36300	1901-1002	555	70000-14643	OF3768	158
68271-99800	1901-1205	550	6C040-36306	1901-1002	555	70000-14645	HF0504	149
68301-91050	1901-1206	550	6C040-36308	1901-1002	555	70000-14646	OF2667	385
68311-91010	1901-1207	550	6C040-37300	1901-1002	555	70000-14647	OF1005	383
68311-91012	1901-1207	550	6C040-37303	1901-1002	555	70000-14651	OF2804	530
68311-91030	1901-1230	553	6C040-55430	1900-0917	505	70000-14653	OF7702	386
68311-91050	1901-1206	550	6C040-55432	1900-0917	505	70000-14655	AF4420	139
68331-67430	1901-1203	550	6C040-55452	1900-0912	506	70000-14657	AF4590	139
68331-67570	1901-1203	550	6C040-59250	1900-0507	504	70000-14659	FF1615	144
68331-67580	1901-1203	550	6C040-59252	1900-0507	504	70000-14661	FF1702	376
68331-67830	1901-1203	550	6C040-94240	AF3309	521	70000-14662	OF3101	156
68335-43620	AF2513	137	6C070-56590	1904-0109	537	70000-15241	OF2102	155
68371-51210	1903-3002	539	6C070-57710	1904-0104	534	70000-15451	OF2010	384
68493-91020	1901-1208	550	6C070-58570	1906-0008	493	70000-15451	HF3105	527
68493-91030	1901-1209	551	6C070-58630	1906-0009	493	70000-17551	3009-1004	118
68493-91040	1901-1210	551	6C070-59210	1900-0118	510	70000-25001	AQP-302-630	549
68493-91050	1901-1211	551	6C070-59211	1900-0118	510	70000-25001	AQP-330-552	549
68499-91010	1901-1212	551	6C070-59212	1900-0118	510	70000-25002	AQP-330-801	549
68511-91010	1901-1213	551	6C120-56420	1904-0108	535	70000-25013	AQP-330-801	549
68511-91110	1901-1214	551	6C120-56490	1904-0107	534	70000-32091	OF3101	156
68511-91120	1901-1215	551	6C120-58630	1906-0010	493	70000-32431	OF2803	156
68541-91010	1901-1216	551	6C140-14980	3020-0005	191	70000-32431	OF7706	159
68581-91020	1901-1217	551	6C140-57710	1904-0105	534	70000-32431	OF1102	528
68581-91030	1901-1218	552	6C140-57712	1904-0105	534	70000-33841	1100-0916	324
68651-62120	HF8861	528	6C140-59210	1900-0111	510	70000-37500	FF3000	146
68651-91020	1901-1219	552	6C140-59211	1900-0111	510	70000-43081	FF4105	147
68651-91030	1901-1220	552	6C140-59212	1900-0111	510	70000-43170	FF2907	146
68721-91130	1901-1221	552	6C140-59213	1900-0111	510	70000-65208	1903-3020	542
68721-91160	1901-1222	552	6C140-59214	1900-0111	510	70000-65214	1900-0127	511
68761-91020	1901-1226	552	6C190-56220	3021-0015	561	70000-65398	1900-0550	506
68761-91040	1901-1223	552	6C200-37300	1901-1003	555	70000-65398	1900-0551	506
68761-91050	1901-1224	552	6C200-37302	1901-1003	555	70000-65399	1903-3020	542
68761-91050	1901-1228	553	6C200-37303	1901-1003	555	70000-65421	1900-0127	511
68761-91060	1901-1225	552	6C200-37304	1901-1003	555	70000-65440	1900-0104	508
68761-91120	1901-1226	552	6C200-37305	1901-1003	555	70000-65460	1900-0110	509
68761-91130	1901-1227	552	6C200-57410	1904-0020	537	70000-73450	1900-0127	511
68761-91140	1901-1223	552	6C200-57412	1904-0020	537	70000-73540	1900-0110	509
68761-91150	1901-1224	552	6C200-57420	1904-0020	537	70000-73595	1909-7002	514
68761-91150	1901-1228	553	6C230-58570	1906-0011	493	70000-73688	3019-2766	547
68811-93070	1901-1229	553	6C230-58630	1906-0012	493	70000-73985	3019-2766	547
68861-93300	1901-1230	553	6C300-57760	1904-0105	534	70000-73996	1909-5507	546

CROSS REFERENCES

KUBOTA

OEM NO.	ATLANTIC NO.	PAGE NO.	OEM NO.	ATLANTIC NO.	PAGE NO.	OEM NO.	ATLANTIC NO.	PAGE NO.
70000-73997	1909-5505	546	EG673-64201	1900-0523	503	K2581-85152	1906-0018	494
70000-74034	OF2102	155	EG673-64202	1900-0523	503	K2581-85160	1906-0019	494
70000-74035	OF2101	155	FF167A	FF3000	146	K3181-62330	1900-0920	507
70000-74035	OF2504	156	H1600-53000	1903-3024	542	K3181-82240	AF5037	522
70000-92500	1909-7002	514	H3520-99100	1904-4450	534	K3181-82250	AF5041	522
70020-00755	OF3101	156	H3840-44700	1904-0002	535	K3311-96300	1900-0107	509
70030-35028	3020-0009	192	H3G70-25130	1912-3004	485	K3511-81410	1900-0112	510
70030-35028	1905-2001	557	H6610-25000	3019-2701	547	K38260-14450	1912-1062	484
70030-35029	1905-2002	558	HH150-32094	OF2102	155	K5112-71410	3019-2734	547
70050-93146	3019-2856	548	HH150-32430	OF3761	157	K5112-71420	3019-2734	547
70050-93999	3019-2778	547	HH150-32804	OF2102	155	K5140-71422	3019-2779	548
70050-94495	3019-2856	548	HH151-32430	OF3101	156	K5182-51310	3019-2734	547
70050-94497	3019-2778	547	HH152-32432	OF2102	155	K5182-71840	AQP-330-821	549
70050-94703	3019-2747	547	HH160-32430	OF2010	384	K5201-71410	1909-5502	546
70060-00129	1908-1000	565	HH160-32430	HF3105	527	K5221-71410	3019-2793	548
70060-03352	1905-2002	558	HH164-32430	OF2101	155	K5351-34710	1909-5501	545
70712-34710	3019-2766	547	HH164-32430	OF2504	156	K5351-34710	AQP-265-924	548
70712-34712	3019-2766	547	HH166-43560	FF2609	146	K5351-34711	1909-5501	545
70721-34710	1909-5508	546	HH166-43560	FF1604	524	K5351-34711	AQP-265-924	548
70722-32430	3019-2708	547	HH520-15320	HF1210	379	K5371-34340	AQP-330-831	549
70722-34710	3019-2788	548	HH660-36060	OF1004	383	K5371-99040	AQP-330-831	549
70722-34710	3019-2792	548	HH670-37710	HF6603	527	K5410-71420	3019-2779	548
70725-34710	3019-2809	548	HH670-37712	HF6603	527	K5575-34330	AQP-330-821	549
70725-34712	3019-2809	548	HHK20-36990	HF6605	527	K5575-97530	AQP-330-821	549
76500-34710	1909-5508	546	HHK70-14070	OF1004	383	K5617-34330	AQP-330-650	549
76505-34710	1909-5507	546	HHK71-14080	OF1004	383	K5617-97530	AQP-330-650	549
76505-34711	1909-5507	546	HHK72-14080	OF1004	383	K5645-34710	1909-5500	545
76516-61510	3019-2725	547	HHK80-14080	OF1004	383	K5647-34310	1913-2202	549
76516-61660	3019-2773	547	HHTA0-59900	HF8202	528	K5647-34312	1913-2202	549
76517-61660	1909-5506	546	HRB20-91010	1901-1232	553	K5647-34330	AQP-330-823	549
76529-34710	1909-5505	546	IH-1286583-C1	AF4590	139	K5647-34340	AQP-330-823	549
76535-34710	3019-2788	548	K1122-62260	1900-0920	507	K5647-97530	AQP-330-823	549
76535-34710	3019-2792	548	K1122-62280	AQP-430-413	256	K5651-34340	AQP-302-630	549
76539-34330	AQP-330-823	549	K1122-62282	AQP-430-413	256	K5651-34340	AQP-330-552	549
76539-34330	AQP-302-630	549	K1211-82320	AF3322	138	K5651-34350	1913-2201	548
76539-34330	AQP-330-552	549	K1253 Models	1904-0012	532	K5651-34352	1913-2201	548
76539-34710	1909-5504	546	K1253 Models	1904-0014	536	K5651-34370	1913-2200	548
76550-34710	1909-5503	546	K1253-56100	3010-0051	442	K5651-34372	1913-2200	548
76553-34330	AQP-330-801	549	K2511-85150	1906-0013	494	K5668-34350	AQP-330-823	549
76611-58420	AF4590	139	K2511-85155	1906-0013	494	K5668-97530	AQP-330-823	549
77700-02590	1900-0101	508	K2561-01630	1904-0012	532	K5673-46251	1913-2203	549
77700-02592	1900-0502	501	K2561-01630	1904-0014	536	K5676-97520	AQP-330-801	549
77700-02596	1900-0124	511	K2561-01632	1904-0012	532	K5763-46250	1913-2203	549
77700-02602	1900-0103	508	K2561-01633	1904-0012	532	K5763-46253	1913-2203	549
77700-03616	L82YC	507	K2561-01640	1904-0012	532	K7561-01220	1905-1000	563
77700-06123	1900-0107	509	K2561-01640	1904-0014	536	K7561-14070	OF1004	383
B1VPG2539	1912-1062	484	K2561-01650	1904-0012	532	K7561-14080	OF1004	383
BHC5102	FF2609	146	K2561-01650	1904-0013	536	K7561-61810	1900-0103	508
BHC5102	FF1604	524	K2561-16610	1904-0012	532	K7561-61811	1900-0103	508
C1912-4000T	1912-4000	483	K2561-16610	1904-0014	536	K7561-61811	1900-0140	512
C1912-4001T	1912-4001	483	K2561-16613	1904-0012	532	K7561-61910	1900-0508	502
CLC40-0036	1912-3005	485	K2561-16613	1904-0014	536	K7561-82820	AF8660	141
E7179-70130	1900-0138	512	K2561-36990	HF6605	527	K7561-82860	AF8670	142
E7194-63010	1900-0120	511	K2561-3992	HF6605	527	K7561-91320	1905-1000	563
E7194-63012	1900-0120	511	K2561-85150	1906-0014	494	K7571-01220	1905-1000	563
E7195-63010	1900-0122	511	K2561-85152	1906-0014	494	K7571-91320	1905-1000	563
E7199-63010	1900-0121	511	K2561-85160	1906-0015	494	K7571-96800	1900-0103	508
E7199-67750	RCJ8	508	K2571-85160	1906-0017	494	K7571-96800	1900-0140	512
EG673-63013	1900-0139	512	K2581-82310	AF3322	138	K7711-61800	1900-0103	508
EG673-64200	1900-0523	503	K2581-85150	1906-0018	494	K7711-61900	1900-0518	503

KUBOTA

CROSS REFERENCES

OEM NO.	ATLANTIC NO.	PAGE NO.	OEM NO.	ATLANTIC NO.	PAGE NO.	OEM NO.	ATLANTIC NO.	PAGE NO.
K7711-96800	1900-0103	508	T1060-20170	1912-1060	484	TC420-88723	3010-0051	442
K7711-96800	1900-0140	512	T1060-20172	1912-1060	484	TC620-93230	AF8670	142
K7711-96810	1900-0140	512	T1060-20173	1912-1060	484	TC630-93220	AF8680	142
KB-70000-11221	AF4590	139	T1060-42020	1903-2000	538	TC630-93230	AF2360	136
KB-HH150-32430	OF3761	157	T1065-72170	1906-7100	482	TD020-20500	1912-1052	483
KH-15222-11220	AF4590	139	T1065-72171	1906-7100	482	TD030-12540	3020-0009	192
KUE-1	1917-7710	556	T1150-16800	1900-0119	511	TD030-12540	1905-2001	557
MM001-06007	1912-7011	487	T1150-36400	1901-1004	555	TD030-12820	3020-0005	191
MM001-06307	3020-0009	192	T1150-36403	1901-1004	555	TD030-13700	1904-0018	536
MM001-06307	1905-2001	557	T1150-36407	1901-1004	555	TD030-13710	1904-0011	536
PL501-12150	3020-0001	191	T1150-36409	1901-1004	555	TD060-12810	3020-0011	192
PL501-12160	1908-1002	566	T1150-36440	1901-1004	555	TD060-20500	1912-1058	484
PL501-12190	1908-1001	565	T1170-16140	1906-0022	495	TD060-20500	1912-3005	485
PL501-12250	1912-7011	487	T1270-16320	AF5108	522	TD270-93220	AF7058	374
PP-K37150	1912-1000	485	T2050-23460	1905-2002	558	V0511-65320	HF8202	528
R1401-42270	AF2360	136	T2055-72230	1906-7010	11	WD-900-7503	AF4590	139
R1401-42280	AF2360	136	TA020-20500	1912-1052	483	WD-C38274	AF4590	139
R1401-51350	1903-3034	539	TA020-20501	1912-1052	483			
R1401-51352	1903-3034	539	TA020-20600	1912-1013	488			
R1411-42270	AF8670	142	TA040-20500	1912-1058	484			
R1411-42280	AF8660	141	TA040-20500	1912-3005	485			
R2401-42280	AF8680	142	TA040-20600	1912-3005	485			
RB101-91020	1901-1231	553	TA040-20600	1912-1002	485			
RB201-91010	1901-1232	553	TA040-20601	1912-3005	485			
RB201-91030	1901-1233	553	TA040-20601	1912-1002	485			
RB201-91040	1901-1234	553	TA040-20700	1912-2003	489			
RB201-91050	1901-1234	553	TA040-93220	AF8660	141			
RC411-71880	1901-1231	553	TA040-93230	AF8670	142			
RC601-51350	1903-3036	540	TA140-13040	3021-0018	562			
RC601-51352	1903-3036	540	TA140-13140	1904-1007	533			
RD118-71270	1901-1235	553	TA140-14040	3021-0018	562			
RD118-71350	1901-1236	553	TA150-13710	1904-0010	536			
RD118-71400	1901-1237	554	TA240-59900	HF8202	528			
RD118-71640	1901-1238	554	TA240-59901	HF8202	528			
RD118-71870	1901-1239	554	TC010-99600	3021-0017	562			
RD411-71820	1901-1240	554	TC020-16320	AF5108	522			
RD451-479000	1906-7001	482	TC030-72940	1906-0023	495			
RD451-93900	1906-7001	482	TC050-16120	1906-0024	495			
RD511-71270	1901-1241	554	TC050-16140	1906-0025	495			
RD511-71490	1901-1242	554	TC050-20500	1912-1058	484			
RD511-71820	1901-1243	554	TC050-20500	1912-3005	485			
RD511-71870	1901-1244	554	TC050-36400	1901-1005	555			
RD518-71640	1901-1245	554	TC050-36403	1901-1005	555			
RD518-71642	1901-1245	554	TC050-36407	1901-1005	555			
RD548-71130	1901-1246	555	TC050-36409	1901-1005	555			
RD548-71330	1901-1247	555	TC050-36440	1901-1005	555			
RP201-53710	1900-0553	507	TC210-14500	1912-1011	488			
SW08049	1912-1057	484	TC220-12400	1904-0100	534			
T0070-16320	AF3400	521	TC220-12500	1904-0102	534			
T0070-16323	AF3400	521	TC220-13700	1904-0101	534			
T0070-79270	1906-7010	11	TC220-13740	1904-0103	534			
T0270-16320	AF5108	522	TC220-16140	1906-0026	495			
T1060-15680	1900-0501	501	TC220-22140	1908-1001	565			
T1060-15681	1900-0501	501	TC220-22160	3020-0000	191			
T1060-15682	1900-0501	501	TC230-13040	3021-0018	562			
T1060-16123	1906-0020	494	TC230-16120	1906-0027	495			
T1060-16140	1906-0021	494	TC230-16140	1906-0028	495			
T1060-16800	1900-0125	511	TC250-88720	3010-0051	442			
T1060-16804	1900-0125	511	TC420-13740	1904-0103	534			
T1060-20160	1912-1009	487	TC420-88720	3010-0051	442			