

AP8

8" Anchor Plate for Insulated Chimney Installation Instructions (NZ5000)

INSTALLER: Leave this leaflet with the appliance.
CONSUMER: Retain this leaflet for future reference.

You will need:

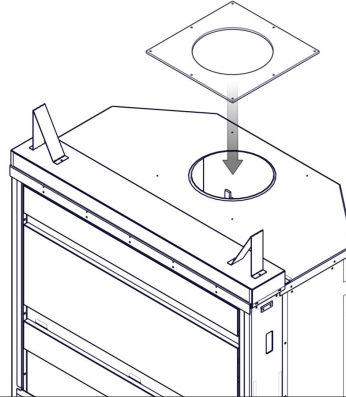


1/4" Hex Driver Bit

important:

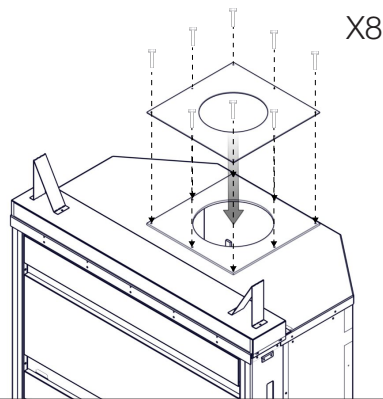
The anchor plate kit must be used whenever the 8" solid packed chimney anchor plate is less than 12" x 12".

1



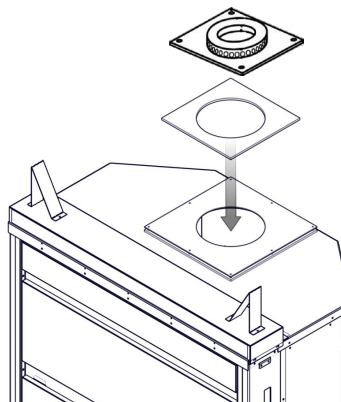
Install the 10" anchor plate gasket concentric to the flue collar.

2



Install the anchor plate with 8 screws (provided) concentric to the flue collar.

3



Install the 8" gasket and your chimney supplier's insulated chimney anchor plate.