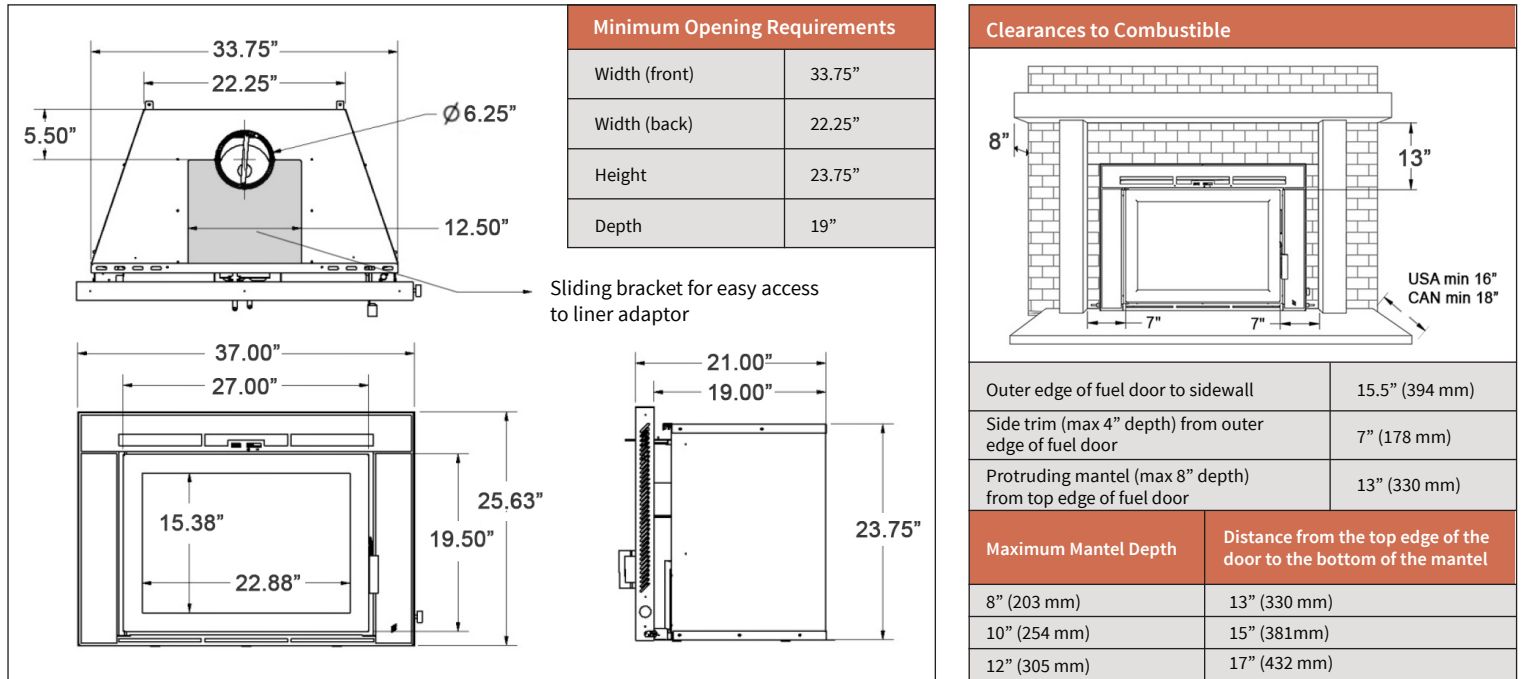




S P E C I F I C A T I O N S

Heat Capacity	500 to 2,000 square feet	Certifications	EPA 28R, ASTM E2780, ASTM E2515, CSA B415.1-10, UL 1482 and ULC S628
Max. Heat Output	Up to 100,000 BTUs	Emissions	1.6 g/h
EPA Firebox Size	3.2 cubic feet	Glass Dimensions	22 7/8" x 15 1/2"
Chimney Liner	6 inch	Patent Numbers	7/325,547 & 9/476,593

D I M E N S I O N S



E X C L U S I V E F E A T U R E S




Patented Automatic Air Control
This patented, user-friendly mechanism automatically reduces the amount of combustion air introduced during ignition to the desired burn rate setting. The result is a beautifully consistent fire burning to its full capacity.




Faceplate Overlay
A 12 gauge thick faceplate is offered optionally to aesthetically conceal the opening between the existing masonry fireplace and the surround of the unit. It can easily be trimmed all depending on the installation and the dimensions.



Dual Premium Quality Blowers
The powerful yet whisper-quiet blowers effortlessly help distribute heat into the room. They are heat-activated and can be set with the variable speed control.



Reversible Cast-Iron Panels
Crafted with care, our heavy-duty cast iron panels are stamped with a brick pattern on one side and a flowing contemporary design on the other. These reversible panels provide a versatile design that is as beautiful as it is functional.



Chimney Sweeping Cap
Located on the baffle, this convenient feature allows the chimney to be easily accessed for cleaning, without requiring the removal of any components.



Innovative Baffle Design
Most EPA units have secondary air tubes that reduce the firebox height and require maintenance. Our unique design allows secondary air to enter through a perforated baffle offering an unimpeded view of the fire all while increasing the efficiency and combustion.



3594 Jarry East, Montreal, Quebec H1Z 2G4 Telephone: 514 593.4722 Toll-free: 1 877 593.4722
www.supremem.com | info@supremem.com

Information and images contained in this catalog are subject to change and should be used for reference only. All installations should be done in accordance to the specifications detailed in the owner's manual.