

G4

Large Insert with AutoFire™



Why upgrade to an insert?
No more chopping wood or
messy embers. Enjoy a safe,
sealed, efficient radiant fire.

valor Radiant
Gas Fireplaces

THE SCIENCE OF WARMTH™

Since 1890, we've been pioneering and perfecting radiant heat technology that generates constant, comfortable warmth within your home.

RADIANT HEAT

We put radiant warmth into every fire. You can feel it.

AUTOFIRE™

Pioneered by Valor, AutoFire automatically adjusts the fire for optimum efficiency and enjoyment.

EFFICIENCY

Radiant heat gas fireplaces are up to 30% more efficient than central forced air systems.

SAFETY

Our fires are put through rigorous safety testing in our in-house CSA approved lab.

COVER:

BIRCH 1000BLK

FLUTED BLACK LINER 788FBLV2

EDGEMONT CRAFTSMAN, PEWTER 784ECPW

PROUDLY MADE
IN NORTH AMERICA



V-CLASS BURNER

Our precision stainless steel V-Class burner creates a new level of radiant fire and aesthetics.

ADJUSTABLE HEAT

Adjustable flame for constant, even warmth without having to cycle the fire on and off.

REALISTIC LOGS

High definition, low mass fiber ceramic logs heat up and glow quickly, radiating warmth.

CERAMIC GLASS

Durable and robust ceramic glass improves radiant performance.

ALUMINIZED STEEL

Aerodynamic aluminized steel firebox handles high temperatures and delivers efficient radiant warmth.

**TRADITIONAL LOGS
1000LSK**

Please Note: Printed images may vary from actual product. All product information is accurate at time of printing and is subject to change. For more information, visit valorfireplaces.com



BIRCH 1000BLK
FLUTED BLACK LINER 788FBLV2
5" FLOATING FRONT, VINTAGE IRON 792FTV

1 LOGS + GLASS

We design our expertly crafted logs as realistic-looking as possible, and engineer them to harness radiant heat from the flames and glowing embers. For a better look, go to valorfireplaces.com/g4 or visit your local Valor dealer.

TRADITIONAL LOGS



DRIFTWOOD






This minimalist driftwood has a relaxing, easygoing flame that suits the picked-right-off-the-beach look.

The clear tumbled glass of the modern Murano fire beds is illuminated by the fire, casting reflections on the glass base.

PEBBLE BEACH DRIFTWOOD



MURANO GLASS





2 LINERS

Choose a firebox liner to complement the logs and front styles you select as well as the surround of your current fireplace.


Please note the tint of the ceramic glass window can warm the liner colors, especially when the fire is on.




LEDGESTONE




NEW DRIFTWOOD 1000DWK
NEW LEDGESTONE 786LSLV3
EDGEMONT FRONT, NICKEL 799EDFN



RED BRICK



FLUTED BLACK



REFLECTIVE GLASS



BIRCH 1000BLK
REFLECTIVE GLASS LINER 787RGL
5" FLOATING FRONT, VINTAGE IRON 798FFV



3 FRONTS

Select a front that suits your home and style. Your dealer can help you choose, if necessary, an appropriate backing plate to complement your front and suit your installation. To see more combinations, visit valorfireplaces.com/g4

EDGEMONT

Edgemont fronts are the slimmest—about 2" wide on all sides— and slightly offset from the backing plate that sits flat against the wall.



BRUSHED NICKEL



BRONZE




CRAFTSMAN PEWTER



CRAFTSMAN BRONZE




CRAFTSMAN BRUSHED BRASS



FLOATING ↓

Floating fronts sit proud by 1½" of the wall or the optional backing plate.



SQUARE ↓

The Square front's sides are 5¾ wide by 1¾ deep.



VINTAGE IRON 2.5"



3 OR 4-SIDED BRONZE 5"
(also available in Vintage Iron)



BLACK: also in Vintage Iron 5.75"




TRADITIONAL LOGS 1000LSK
 LEDGESTONE 786LSLV3
 2.5" FLOATING FRONT, VINTAGE IRON 790FTV

4 FINISHES

All our rich, durable finishes are powder-coated, other than Brushed Brass and Nickel which are hand-finished for a strong, artisan appearance. If available, ask your dealer to see an example in person as colors may appear different in various lights.

BLACK

Square front
 + all backing plates



VINTAGE IRON

Floating + Square fronts



BRUSHED NICKEL

Edgemont front




BRONZE

Floating 5" front




PEWTER

Edgemont Craftsman




BRONZE

Edgemont Craftsman



BRUSHED BRASS

Edgemont Craftsman







ENERGY EFFICIENCY


While the North American fireplace industry is largely self-regulated, at Valor we use recognized Canadian and US government testing methods to determine our energy efficiencies, and ensure our products perform in your home as rated. To find out more, visit valorfireplaces.com/efficiency

FUEL BTU/HOUR		IMPROVED BY AutoFire™			
MODEL	FUEL	MAX. INPUT	MIN. INPUT	ENERGUIDE RATING*	MAX. OUTPUT *
780M	NG/PG	28,000	14,000		20,933
785Y	NG	28,000	15,000	70.00%	20,664
785Y	Propane	28,000	13,000		19,344

* EnerGuide Ratings and Outputs have been determined without a fan/blower, using the CSA P4.1-15 test method.

Certified to ANSI Z21.88/CSA 2.33 Vented Gas Fireplace Heater American National Standard CGA - 2.17-91 Gas Fired Appliances for use at High Altitudes.





BIRCH 1000BLK
REFLECTIVE GLASS LINER 787RGL
CRAFTSMAN PEWTER 784ECPW



REMOTE CONTROL

VALOR REMOTE—STANDARD

Every Valor fireplace comes with a remote. Your remote lets you select, adjust or program your desired temperature—the fire automatically adjusts to maintain the temperature of the room. Your remote even allows you to turn your pilot light on or off from the comfort of your sofa.

To find out more about the G4 remote, visit valorfireplaces.com/remote



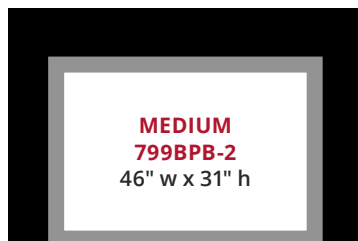
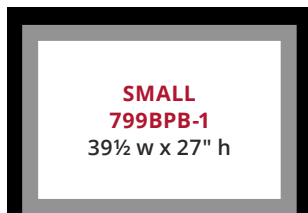
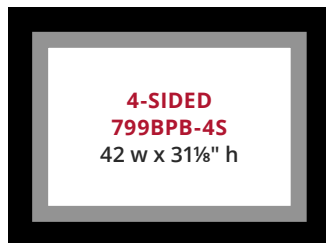
BACKING PLATES

Choose from several sizes to find the coverage your fireplace requires and the look you want. Your Valor Dealer can help you choose the backing plate that's right for your space, or visit valorfireplaces.com/g4

EDGEMONT BACKING PLATES

The G4's Edgemont and Edgemont Craftsman* fronts **require** backing plates. Choose from the four options below.

NEW BACKING PLATE



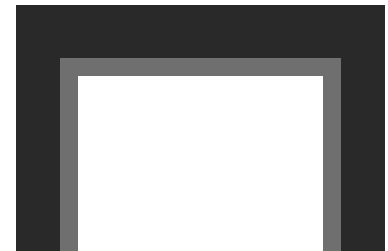
3-SIDED BACKING PLATES

The two **optional** black, flat backing plates below—available in a medium and large size—pair with the three 3-sided fronts.



MEDIUM BACKING PLATE 794BPB 46" w x 31" h

OR


LARGE BACKING PLATE 794BPB-1 48" w x 32¾" h



SHOWN WITH 2.5" FLOATING FRONT



SHOWN WITH 5" FLOATING FRONT

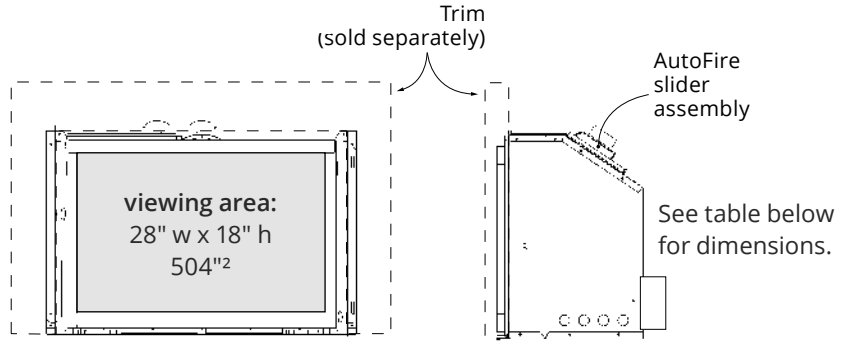
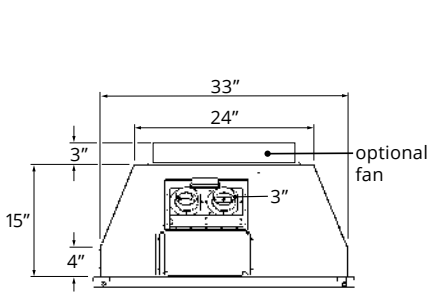


SHOWN WITH 5¾" SQUARE FRONT

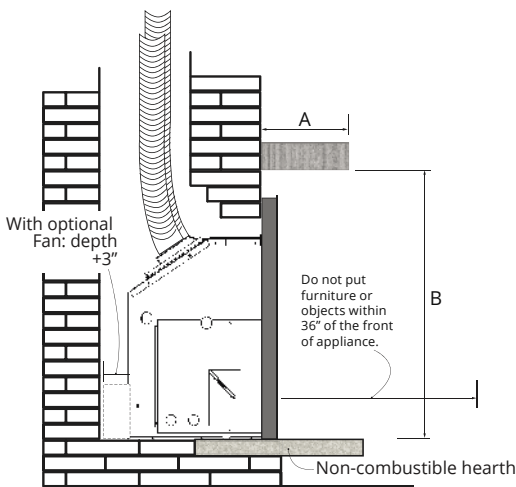
*Shown here with Edgemont front.

SPECIFICATIONS

DIMENSIONS

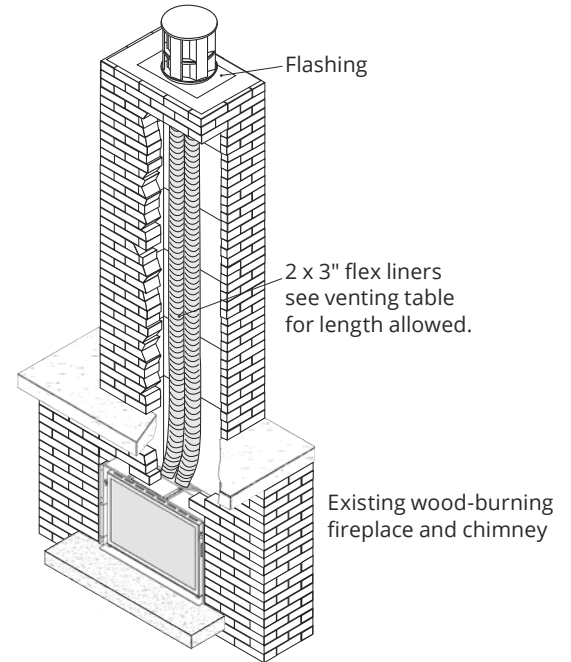


MANTEL CLEARANCES



ALWAYS REFER TO THE
MANUAL FOR COMPLETE
INSTALLATION INSTRUCTIONS.
valorfireplaces.com/manuals

VENTING



Note: The maximum vertical vent run for the Legend G4 is 40'. The minimum is 10'.

MANTEL PROJECTION A	1"	4"	8"	14"
MANTEL HEIGHT B*	34"	36"	38"	40"

*Measured from underside of mantel to finished hearth or surface that unit sits on.

MINIMUM CAVITY DIMENSIONS

ALL FRONTS EXCEPT EDGEMONT

	standard install	with leveling platform	with fan
Width*	33¼"	33¼"	33¼"
Depth X	15½"	16"	18½"
Height Y	23¼"	23¼"	23¼"

*Minimum fireplace opening at front

EDGEMONT WITH BACKING PLATE

	no fan	with fan
Width*	35¾"	35¾"
Depth X	16¾"	19¾"
Height Y	23¾"	23¾"

Note:

Edgemont backing plates, 799 and 784, require a larger, deeper cavity — see manual.

New Edgemont 4-sided backing plate, 799BPB-4S, extends below the bottom of the appliance — see manual.

OPTIONS

1 FUEL BEDS

Traditional Logs	1000LSK	780M steel burner	Available with natural gas or propane.
Birch	1000BLK		
Driftwood	1000DWK		
Pebble Beach Driftwood	1101DWK	785Y ceramic burner	
Murano Glass	785XDGM		

2 LINERS

Fluted Black	788FBLV2
Reflective Glass	787RGL
Red Brick	789VRLV2
Ledgestone	786LSLV3

3 CHOOSE A FRONT:

SQUARE 5.75": 3-SIDED

Vintage Iron	43" w x 28¾" h	791STV
Black	43" w x 28¾" h	791STB

FLOATING 2.5": 3-SIDED

Vintage Iron	36½" w x 25½" h	790FTV
--------------	-----------------	--------

FLOATING 5": 3-SIDED

Vintage Iron	41½" w x 28" h	792FTV
Bronze	41½" w x 28" h	792FTZ

FLOATING 5": 4-SIDED

Vintage Iron	41½" w x 32⅞" h	798FFV
Bronze	41½" w x 32⅞" h	798FFZ

CHOOSE A BACKING PLATE:

OPTIONAL

for Square and Floating fronts, excluding 4-sided Floating.

	3-SIDED MEDIUM	or	3-SIDED LARGE
	794BPB		794BPB-1
	46" w x 31" h		48" w x 32⅞" h

EDGEMONT

Brushed Nickel	35¾ w x 24¾ h	799EDFN
Bronze	35¾ w x 24¾ h	799EDFZ
Craftsman Champagne Brass	36" w x 25⅞" h	784ECCB
Craftsman Pewter	36" w x 25⅞" h	784ECPW
Craftsman Bronze	36" w x 25⅞" h	784ECBR

REQUIRED

for Edgemont fronts

	SMALL	or	MEDIUM	or	LARGE
	799BPB-1		799BPB-2		799BPB-3
	39½" w x 27" h		46" w x 31" h		48" w x 32⅞" h

or

NEW 4-SIDED

799BPB-4S

42" w x 31⅞" h

RISERS

Riser, Black	46¼" w x 2½" h	793RTB
Riser, Vintage Iron	46¼" w x 2½" h	793RTV

Risers fit specific fronts and backing plates. See manual for details.

⚠ WARNING

This product can expose you to chemicals including Benzene, which is known to the State of California to cause cancer and birth defects or other reproductive harm.

For more information go to www.P65Warnings.ca.gov

Note: Natural gas, in its original state, contains Benzene.



Refer to the G4 Insert Series engine manuals for product installation. All product information is accurate at time of printing and is subject to change. For more information visit valorfireplaces.com/g4

valorfireplaces.com



PEBBLE BEACH DRIFTWOOD 1101DWK
REFLECTIVE GLASS LINER 787RGL
2.5" FLOATING FRONT 790FTV

BRG421E AUG

valor
Radiant
Gas Fireplaces