

NAPOLEON

ASCENT™ DIRECT VENT GAS FIREPLACES



ASCENT™ DIRECT VENT GAS FIREPLACES
napoleon.com



A Fireplace Series with ENDLESS OPPORTUNITIES.

Fireplaces

Ascent™ 30.....	4 - 5
Ascent™ 36.....	6 - 7
Ascent™ X 36.....	8 - 9
Ascent™ BX 36.....	10 - 11
Ascent™ 42.....	12 - 13
Ascent™ X 42.....	14 - 15
Ascent™ BX 42.....	16 - 17
Ascent™ Deep 42.....	18 - 19
Ascent™ Deep X 42.....	20 - 21
Ascent™ 46.....	22 - 23
Ascent™ X 70.....	24 - 25
Ascent™ Multi-View.....	26 - 27
Heat Management.....	28 - 29
Ascent™ Series Media Kits.....	30
Detailed Specifications.....	31

Please note, colors and finishes of decorative panels, log sets and accessories may vary.



The Ascent™ 30 shown with the Heritage Safety Barrier and MIRRO-FLAME™ Porcelain Reflective Radiant Panels.



FIND YOUR HAPPY (fire)PLACE.

Throughout the ages, people have gathered around fires to share in life's greatest joys.

There's just something about the glow of flickering flames that makes special moments feel even warmer.

A Napoleon fireplace is uniquely designed to brighten the vibe of any room in your house. Napoleon has an incredible range of designer options to fit any vision.

A fire not only raises the warmth and ambiance of a room, it can raise the value of your home. A fireplace offers some of the highest returns of any remodeling project. And that should make you feel good all over.

And so you can keep enjoying that positive glow for years and years and years to come, every Napoleon fireplace is backed by the President's Limited Lifetime Warranty.



Napoleon's Hot Spots Research Study delivers insights on key areas of the home. In particular, how to help you add relaxation, social interaction and functionality to rooms to enhance your memorable moments.

Throughout this brochure we will share some of our insights with you.

See your dream fireplace come to life in front of your eyes! Scan here to visit Napoleon's Fireplace Design Studio and build your custom fireplace with available design options.



Ascent™ 30

Infinite Opportunities

Napoleon's Ascent™ Series has endless opportunities and is perfect for home builders and homeowners alike. The Ascent™ 30 is the smallest fireplace in the series and is the perfect option when space is at a premium. With up to 15,000 BTU's and Napoleon's exclusive PHAZER™ glowing log set, it provides plenty of cozy heat.

B30

Up to 15,000 BTU's

Top or Rear Vent

Flame/heat adjustment

Viewing Area: 30" w x 34 5/8" h

Natural gas or Propane

For more detailed specifications on this unit, see page 31.

Options & Accessories



F45 & F60 Remote Controls
On/off with digital screen



Heritage Decorative Safety Barrier



Zen Decorative Safety Barrier



Black 3" Trim Kit




Black 3" Premium Bevelled Trim Kit





The Ascent™ 30 shown with Heritage Safety Barrier and 3" Trim Kit and MIRRO-FLAME™ Porcelain Reflective Radiant Panels.



MIRRO-FLAME™
Porcelain Reflective
Radiant Panels



Mix-N-Match Alternate Media Enhancement Kits
Shore Fire, Beach Fire and Mineral Rock Kit



Ascent™ 36

Enhanced Design

Napoleon's Ascent™ 36 is so versatile it can be installed almost anywhere! The shallow depth, at less than 16", allows for installations where space is limited. The clean face design maximizes the viewing area so your new pride and joy is thoroughly enjoyed.

B36-1
Up to 18,000 BTU's
Top or Rear Vent
Flame/heat adjustment
Viewing Area: 30 11/16" w x 23 11/16" h
Natural gas or Propane

For more detailed specifications on this unit, see page 31.

Options & Accessories



F45 & F60 Remote Controls
On/off with digital screen



Matte Black Clean Face Surround
shown with MIRRO-FLAME™ Porcelain
Reflective Radiant Panels



Standard Safety Barrier, Black 3" Trim
Kit shown with MIRRO-FLAME™ Porcelain
Reflective Radiant Panels



Wrought Iron Surround shown with
Westminister Standard Decorative
Brick Panels



Standard Safety Barrier shown with
Sandstone Decorative Brick Panels



Heritage Decorative Safety Barrier
shown with Old Town Red™ Herringbone
Decorative Brick Panels




Zen Decorative Safety Barrier, Black
3" trim shown with Westminister
Herringbone Decorative Brick Panels





The Ascent™ 36 shown with Oak Loiset Set, Zen Decorative Safety Barrier and MIRRO-FLAME™ Porcelain Reflective Radiant Panels.



MIRRO-FLAME™
Porcelain Reflective
Radiant Panels



Sandstone Decorative
Brick Panels



Newport™ Decorative
Brick Panels



Westminster
Standard Decorative
Brick Panels



Westminster
Herringbone Decorative
Brick Panels




Old Town Red™
Standard Decorative
Brick Panels



Old Town Red™
Herringbone Decorative
Brick Panels



Mix-N-Match Alternate Media Enhancement Kits
Shore Fire, Beach Fire and Mineral Rock Kit



Ascent™ X 36

Versatility of Designer Options

Napoleon's Ascent™ X 36 allows you to transform any space into an inviting and relaxing retreat! With a multitude of designer options, you can match existing decor or create an eye-catching focal point. The Ascent™ X 36 boasts the industry's most realistic, exclusive PHAZER® log set and glowing ember bed.

GX36

Up to 26,000 BTU's

Top or Rear Vent

Ceramic Glass

Flame/heat adjustment

Viewing Area: 35" w x 34 5/8" h

Natural gas or Propane

For more detailed specifications on this unit, see page 31.



Options & Accessories



F45 & F60 Remote Controls
On/off with digital screen



Optional eFIRE Remote App with
Proflame II System Available



Matte Black Clean Face Surround
shown with Old Town Red™
Herringbone Brick Panels



Scalloped Wrought Iron Surround
shown with Newport™ Decorative
Brick Panels



Heritage Decorative Safety Barrier
shown with MIRRO-FLAME™ Porcelain
Reflective Radiant Panels



Zen Decorative Safety Barrier shown
with MIRRO-FLAME™ Porcelain
Reflective Radiant Panels



Wrought Iron Surround shown with
Westminister Herringbone Brick Panels



Black 3" Trim Kit shown with
Sandstone Brick Panels



Surround with Operable Screen
shown with MIRRO-FLAME™ Porcelain
Reflective Radiant Panels



Black 3" Premium Bevelled Trim Kit
shown with Newport™ Decorative
Brick Panels





The Ascent™ X 36 shown with Premium Safety Barrier and MIRRO-FLAME™ Porcelain Reflective Radiant Panels.



MIRRO-FLAME™
Porcelain Reflective
Radiant Panels




Sandstone Decorative
Brick Panels



Newport™ Decorative
Brick Panels



Westminster
Standard Decorative
Brick Panels



Westminster
Herringbone Decorative
Brick Panels




Old Town Red™
Standard Decorative
Brick Panels



Old Town Red™
Herringbone Decorative
Brick Panels



Mix-N-Match Alternate Media Enhancement Kits
Shore Fire, Beach Fire and Mineral Rock Kit



Ascent™ BX 36

True Design Flexibility

Napoleon's Ascent™ BX36 features premium features and optional accessories that will transform your home. With a versatile selection of designer options from brick panels, media kits, to trims and fronts, this fireplace elevates the look and feel of any room in your home. Full views of the flames, an included convenient remote control, ember bed lighting and ambiance-enhancing top light ensures the perfect blend of art and functionality. With the added benefit of an included blower or optional heat management system that provides true design flexibility to you, the Ascent™ BX36 really is the heart of any home.

BX36

Up to 26,000 BTU's

Top or Rear Vent

Ceramic Glass

Flame/heat adjustment

Viewing Area: 30 11/16" w x 23 11/16" h

Natural Gas or Propane

For more detailed specifications on this unit, see page 31.

Options & Accessories



F45 & F60 Remote Controls
On/off with digital screen



NIGHT LIGHT™ Included



Bevelled Trim Kit shown with
MIRRO-FLAME™ Porcelain Reflective
Radiant Panels and Oak Log Set



Old Town Red™ Herringbone Panels
shown with Oak Log Set



Black Zen Safety Barrier shown with
Westminster™ Herringbone Panels and
Shore Fire Kit



Bevelled Trim Kit shown with Newport™
Panels and Beach Fire Kit



Black Zen Safety Barrier shown with
MIRRO-FLAME™ Porcelain Reflective
Radiant Panels and Mineral Rock Kit




MIRRO-FLAME™ Porcelain
Reflective Radiant Panels shown
with Oak Log Set with Oak Log Set





The Ascent™ BX 36 shown with Premium Bevelled Trim Kit and MIRRO-FLAME™ Porcelain Reflective Radiant Panels.



MIRRO-FLAME™
Porcelain Reflective
Radiant Panels



Sandstone Decorative
Brick Panels



Newport™ Decorative
Brick Panels



Westminster
Standard Decorative
Brick Panels



Westminster
Herringbone Decorative
Brick Panels




Old Town Red™
Standard Decorative
Brick Panels



Old Town Red™
Herringbone Decorative
Brick Panels



Mix-N-Match Alternate Media Enhancement Kits
Shore Fire, Beach Fire and Mineral Rock Kit



Ascent™ 42

Limitless Décor Options

The Napoleon Ascent™ 42 Gas Fireplace offers a multitude of options with decorative safety barriers, surrounds, trims, decorative brick panels and MIRRO-FLAME™ Porcelain Reflective Radiant Panels. The Ascent™ 42 can be designed to your personal taste and can match any home décor. An approved safety barrier is included on the Ascent™ series, meeting current safety standards.

B42

Up to 22,000 BTU's

Top or Rear Vent

Flame/heat adjustment

Viewing Area: 42" w x 34 5/8" h

Natural gas or Propane

For more detailed specifications on this unit, see page 31.



Napoleon's Hot Spots Research Study revealed how desire for a fireplace, when shown in a master bedroom, increases by **75%**.

Options & Accessories



F45 & F60 Remote Controls
On/off with digital screen



Wrought Iron Surround shown with MIRRO-FLAME™ Porcelain Reflective Radiant Panels



Standard Safety Barrier shown with MIRRO-FLAME™ Porcelain Reflective Radiant Panels



Decorative Heritage Safety Barrier shown with Sandstone Brick Panels



Decorative Zen Safety Barrier shown with MIRRO-FLAME™ Porcelain Reflective Radiant Panels



Black 3" Trim Kit shown with Westminster™ Herringbone Panels




Black 3" Premium Bevelled Trim Kit shown with Sandstone Brick Panels





The Ascent™ 42 shown with Standard Safety Barrier and MIRRO-FLAME™ Porcelain Reflective Radiant Panels.




MIRRO-FLAME™
Porcelain Reflective
Radiant Panels



Sandstone Decorative
Brick Panels



Westminster
Standard Decorative
Brick Panels




Westminster
Herringbone Decorative
Brick Panels



Old Town Red™
Herringbone Decorative
Brick Panels



Mix-N-Match Alternate Media Enhancement Kits
Shore Fire, Beach Fire and Mineral Rock Kit



Ascent™ X 42

Optimal Design and Heating Capabilities

The Ascent™ X 42 meets the demand for a true 42-inch direct vent gas fireplace. Perfect for builders and homeowners alike, this 42" head turner boasts a premium split oak log set, the most realistic in the industry. The Ascent™ X 42 allows you to easily transform an everyday room into a gathering space worthy of your most critical company and life's most enjoyable moments.

GX42

Up to 30,000 BTU's

Top or Rear Vent

Flame/heat adjustment

Viewing Area: 46" w x 34 5/8" h

Natural gas or Propane

Ceramic Glass

For more detailed specifications on this unit, see page 31.



Options & Accessories



F45 & F60 Remote Controls
On/off with digital screen



Optional eFIRE Remote App with
Proflame II System Available



Standard Safety Barrier shown with 3" Trim Kit
and MIRRO-FLAME™ Reflective Radiant Panels



Decorative Heritage Safety Barrier shown
with Old Town Red™ Herringbone Brick Panels



Standard Safety Barrier shown with
3" Bevelled Trim Kit and Sandstone
Brick Panels



Decorative Zen Safety Barrier shown with
Westminster Herringbone Brick Panels



Standard Safety Barrier shown with
Westminster Brick Panels



Wrought Iron Surround shown with Newport™
Brick Panels





The Ascent™ X 42 shown with Heritage Safety Barrier and Westminster™ Decorative Brick Panels.



MIRRO-FLAME™
Porcelain Reflective
Radiant Panels




Sandstone Decorative
Brick Panels



Newport™ Decorative
Brick Panels



Westminster
Standard Decorative
Brick Panels



Westminster
Herringbone Decorative
Brick Panels




Old Town Red™
Standard Decorative
Brick Panels



Old Town Red™
Herringbone Decorative
Brick Panels



Mix-N-Match Alternate Media Enhancement Kits
Shore Fire, Beach Fire and Mineral Rock Kit



Ascent™ BX 42

Where Design Meets Functionality

Featuring full views of the flame and a multitude of customizable designer options, the Ascent™ BX 42 is the perfect fireplace to gather around with loved ones. Choose from a collection of decorative panels, media kits, trims, and fronts to create the fireplace that truly enhances your space. Offered with premium options including a remote control, ember bed lighting, blower and top lights. With the option to integrate Napoleon's industry-leading silent heat management system, enjoy the benefit of safely installing electronics and artwork above the fireplace so you can make memorable moments around the Ascent™ BX 42.

BX42

Up to 30,000 BTU's

Top or Rear Vent

Ceramic Glass

Flame/heat adjustment

Viewing Area: 37 11/16" w x 23 11/16" h

Natural Gas or Propane

For more detailed specifications on this unit, see page 31.

Options & Accessories



F45 & F60 Remote Controls
On/off with digital screen



NIGHT LIGHT™ Included



Bevelled Trim Kit shown with Old Town Red™ Standard Panels and Oak Log Set



Black Zen Safety Barrier shown with Newport™ Panels and Beach Fire Kit and Shore Media Kit Combined



Shown with MIRRO-FLAME™ Porcelain Reflective Radiant Panels and Oak Log Set



Black Zen Safety Barrier shown with Westminster™ Herringbone Panels and Mineral Rock Kit



Bevelled Trim Kit shown with MIRRO-FLAME™ Porcelain Reflective Radiant Panels and Shore Fire Kit



MIRRO-FLAME™ Porcelain Reflective Radiant Panels shown with Oak Log Set



Black Zen Safety Barrier shown with Westminster™ Standard Panels and Oak Log Set





The Ascent™ BX 42 shown with Black Zen Safety Barrier and Westminster™ Standard Decorative Brick Panels.



MIRRO-FLAME™
Porcelain Reflective
Radiant Panels



Sandstone Decorative
Brick Panels



Newport™ Decorative
Brick Panels



Westminster
Standard Decorative
Brick Panels



Westminster
Herringbone Decorative
Brick Panels




Old Town Red™
Standard Decorative
Brick Panels



Old Town Red™
Herringbone Decorative
Brick Panels



Mix-N-Match Alternate Media Enhancement Kits
Shore Fire, Beach Fire and Mineral Rock Kit



Ascent™ Deep 42

Design Flexibility

Napoleon's Ascent™ Deep 42 offers a versatile range of options for design flexibility – with decorative brick panels, fronts and trims. Created with Tempered Heat Resistant Glass and includes a Standard safety barrier. The Ascent™ Deep 42 has an optional heat management kit which allows for reduction in clearance to reduce distance to sensitive items like TVs, sound equipment and artwork. Making your home layout more comfortable for years of enjoyment.

D42

Up to 26,000 BTU's

Top or Rear Vent

Flame/heat adjustment

Glass Area: 35 3/4" w x 27" h

Natural gas or Propane

22" deep firebox

For more detailed specifications on this unit, see page 31.

Options & Accessories



D42 Remote Controls
On/off with digital screen



Decorative Zen Front, Black Finish Trim
shown with MIRRO-FLAME™ Porcelain
Reflective Radiant Panels



Standard Safety Barrier shown with MIRRO-
FLAME™ Porcelain Reflective Radiant Panels



Decorative Zen Front shown with MIRRO-
FLAME™ Porcelain Reflective Radiant Panels



Black Bevelled Trim shown MIRRO-FLAME™
Porcelain Reflective Radiant Panels




Black Finish Trim shown MIRRO-FLAME™
Porcelain Reflective Radiant Panels





The Ascent™ Deep 42 shown with Standard Safety Barrier and MIRRO-FLAME™ Porcelain Reflective Radiant Panels



MIRRO-FLAME™
Porcelain Reflective
Radiant Panels



Sandstone Decorative
Brick Panels



Newport™ Decorative
Brick Panels



Westminster
Standard Decorative
Brick Panels



Westminster
Herringbone Decorative
Brick Panels




Old Town Red™
Standard Decorative
Brick Panels



Old Town Red™
Herringbone Decorative
Brick Panels



Mix-N-Match Alternate Media Enhancement Kits
Shore Fire, Beach Fire and Mineral Rock Kit



Ascent™ Deep X 42

Design Flexibility

Building on the popularity of Napoleon's Ascent Series, Napoleon's Ascent™ Deep X 42 offers a wide range of options for design flexibility. It's created with Ceramic Glass and includes a Premium safety barrier. The addition of an optional heat management will allow for the reduction of clearance to combustibles; reducing the distance to sensitive items like TVs, sound equipment and artwork. The Ascent™ Deep X 42 will make your home layout more comfortable and relaxing.

DX42

Up to 31,000 BTU's

Top or Rear Vent

Flame/heat adjustment

Viewing Area: 35 3/4" w x 27" h

Natural gas or Propane

22" deep firebox

NIGHT LIGHT™ & Blower included

For more detailed specifications on this unit, see page 31.

Options & Accessories



Modulating Remote Control with Digital Screen Comes Complete with Ascent™ Deep X 42



Optional eFIRE Remote App with Proflame II System Available



Decorative Zen Front, Black Finish Trim shown with MIRRO-FLAME™ Porcelain Reflective Radiant Panels



Premium Safety Barrier shown with MIRRO-FLAME™ Porcelain Reflective Radiant Panels



Decorative Zen Front shown with MIRRO-FLAME™ Porcelain Reflective Radiant Panels



Black Bevelled Trim shown with MIRRO-FLAME™ Porcelain Reflective Radiant Panels



Black Finish Trim shown with MIRRO-FLAME™ Porcelain Reflective Radiant Panels





The Ascent™ Deep 42 shown with Premium Safety Barrier and Newport™ Decorative Brick Panels



MIRRO-FLAME™
Porcelain Reflective
Radiant Panels



Sandstone Decorative
Brick Panels



Newport™ Decorative
Brick Panels



Westminster
Standard Decorative
Brick Panels



Westminster
Herringbone Decorative
Brick Panels




Old Town Red™
Standard Decorative
Brick Panels



Old Town Red™
Herringbone Decorative
Brick Panels



Mix-N-Match Alternate Media Enhancement Kits
Shore Fire, Beach Fire and Mineral Rock Kit



Ascent™ 46

Unlimited Capabilities

Napoleon's Ascent™ 46 is now the largest single view fireplace in the Ascent™ Series and is offered as a 4" x 7" top and rear vent model. Offering a multitude of options with decorative safety barriers, surrounds, trim Kits, decorative brick panels and MIRRO-FLAME™ Porcelain Reflective Radiant Panels, the Ascent™ 46 can be designed to your personal taste and match any home décor.

B46

Up to 22,000 BTU's

Top or Rear Vent

Flame/heat adjustment

Viewing Area: 46" w x 34 5/8" h

Natural gas or Propane

For more detailed specifications on this unit, see page 31.

Options & Accessories



F45 & F60 Remote Controls
On/off with digital screen



Decorative Heritage Safety Barrier shown with
MIRRO-FLAME™ Porcelain Reflective Radiant Panels



Decorative Zen Safety Barrier shown with
Sandstone Brick Panels




Black 3" Premium Bevelled Trim Kit shown with
MIRRO-FLAME™ Porcelain Reflective Radiant Panels





The Ascent™ 46 shown with Standard Safety Barrier and MIRRO-FLAME™ Porcelain Reflective Radiant Panels.



MIRRO-FLAME™
Porcelain Reflective
Radiant Panels



Sandstone Decorative
Brick Panels



Westminster
Standard Decorative
Brick Panels




Westminster
Herringbone Decorative
Brick Panels



Old Town Red™
Herringbone Decorative
Brick Panels



Mix-N-Match Alternate Media Enhancement Kits
Shore Fire, Beach Fire and Mineral Rock Kit



Ascent™ X 70

Impressive Fire

The Ascent™ X 70 gas fireplace offers you a wide range of heat output and control with a remarkable flame/heat adjustment. The Ascent™ X 70 boasts one of the most impressively solid towering flames that produce a remarkable presence that can not be ignored. With a large viewing area, a realistic PHAZER™ log set that is rich in color and detail and Napoleon's exclusive NIGHT LIGHT™, the Ascent™ X 70 is a one of a kind fireplace that you will be proud to have friends and family gather around.

GX70

Up to 35,000 BTU's

Top Vent

Flame/heat adjustment

Viewing Area: 35" w x 34 5/8" h

Natural gas or Propane

Ceramic Glass

For more detailed specifications on this unit, see page 31.

Options & Accessories



Modulating Remote Control with Digital Screen Comes Complete with Ascent™ X 70



Optional eFIRE Remote App with Proflame II System Available



Heritage Decorative Safety Barrier shown with Old Town Red Decorative Brick Panels



Black Surround with Operable Screen shown with Herringbone Decorative Brick Panels



Zen Decorative Safety Barrier shown with MIRRO-FLAME™ Porcelain Reflective Radiant Panels



Scalloped Wrought Iron Decorative Surround shown with Newport™ Decorative Brick Panels



Black 3" Trim Kit shown with Old Town Red Decorative Brick Panels



3" Premium Bevelled Trim Kit with MIRRO-FLAME™ Porcelain Reflective Radiant Panels



Matte Black Clean Face Surround shown with Newport™ Decorative Brick Panels




Wrought Iron Surround shown with Old Town Red Decorative Brick Panels





Ascent™ X 70 shown with Matte Black Surround with Operable Screen and Newport™ Brick Panels.



MIRRO-FLAME™
Porcelain Reflective
Radiant Panels




Sandstone Decorative
Brick Panels



Newport™ Decorative
Brick Panels



Westminster
Standard Decorative
Brick Panels



Westminster
Herringbone Decorative
Brick Panels



Old Town Red™
Standard Decorative
Brick Panels



Old Town Red™
Herringbone Decorative
Brick Panels

Ascent™ Multi-View

Infinite Viewing Opportunities

Napoleon's Ascent™ Multi-View Gas Fireplace is available as a See Through or a three-sided Peninsula and features various firebox/burner options including a log burner, a linear glass burner or a designer fire cradle featuring topaz glass to match any room in your home. The new Ascent™ Multi-View Gas Fireplace offers up to 30,000 BTU's, a massive 2,023 sq. in. viewing area for the See Through model and 2,484 sq. in. for the Peninsula model, multiple firebox configurations and electronic ignition with battery back-up. Media Kits and decorative panels are available to match any room in your home.

BHD4ST - See Through	BHD4P - Peninsula
Up to 30,000 BTU's	Up to 30,000 BTU's
45° Vent	45° Vent
Flame/heat adjustment	Flame/heat adjustment
Viewing Area: 45" w x 38 1/4" h	Viewing Area: 43 1/4" w x 38 1/4" h
Natural Gas or Propane	Natural Gas or Propane

For more detailed specifications on this unit, see page 31.



Napoleon's Hot Spots Research Study divulges how over **90%** of people surveyed strongly desire a fireplace in the family / living room.

Options & Accessories



Designer Fire Art
Metal Coil Design



Designer Fire Art
Nickel Stix Design



F45 & F60 Remote Controls
On/off with digital screen



Modulating Remote Control
with Digital Screen



Ascent™ Multi-View Peninsula with PHAZER™ Log Set Burner (BHD4PN) shown with MIRRO-FLAME™ Porcelain Reflective Radiant Panels



Ascent™ Multi-View See Through with Fire Cradle Media Burner (BHD4STFCN) shown with MIRRO-FLAME™ Porcelain Reflective Radiant Panels



Ascent™ Multi-View See Through with Topaz CRYSTALLINE™ glass ember bed Burner (BHD4STGN) shown with MIRRO-FLAME™ Porcelain Reflective Radiant Panels





Ascent™ Multi-View shown with Topaz CRYSTALINE™ glass ember bed and MIRRO-FLAME™ Porcelain Panels.



Ascent™ Multi-View shown with PHAZER™ log set burner and Newport™ Decorative Brick Panels.



Newport™ Decorative Brick Panels
Available only with Log Set Burner

MIRRO-FLAME™ Porcelain Reflective Radiant Panels

Alternate Glass Media Kits & Glass Enhancement Kits
Five Colors Available

Mineral Rock Kit Available

Heat Management

Napoleon prides itself on innovation and creating a comfortable environment for the room you live in by getting the most enjoyment possible out of that room – that means creating heat management solutions. Heat Management allows you to install your television, art, and electronics closer to your fireplace; and can even move the heat to another room – or even outside!

WHAT IS HEAT MANAGEMENT?

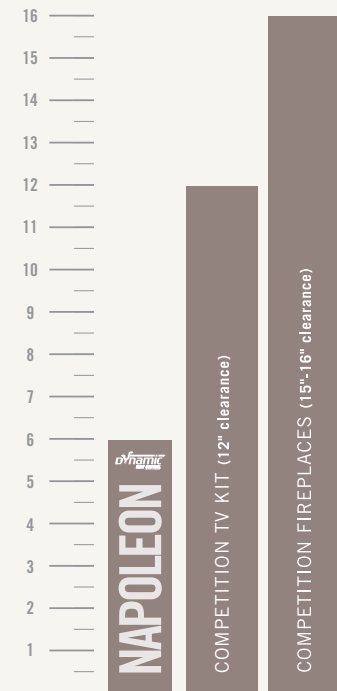
Heat management is the ability to move the heat from your fireplace to exactly where it's needed, which isn't necessarily directly in front of the fireplace.

Heat management has several benefits including:

- Designed for TV installs, electronic and sensitive artwork
- Reduction of mantel height and depth from standard clearances
- Easier installation of mantels
- Move heat from the fireplace to spaces where it is needed
- Cooler glass on some models, increasing fireplace safety for families
- Cooler walls near the fireplace

Napoleon has several different heat management options depending on the fireplace you choose.

Closest distance allowable for TV to Fireplace



TYPES OF HEAT

Radiant

Radiant heat is effective for warming an immediate space around a fireplace. This involves transferring radiant energy to objects from a source that emits heat directly (like the sun). Radiant heat is a feature of all Napoleon fireplaces (except the Luxuria series).

Convection

Convective heat creates more even heat around the room by way of drawing air from floor level that is then heated and rises away from the fire and into the room. The hottest air in the room rises to the ceiling with warmer air remaining in the lower part of the room.

Forced Air

Forced Air increases the heat transfer into a local area by way of force with a fan. Forced Air circulates the warm air into the room faster.

NAPOELON'S HEAT MANAGEMENT SYSTEMS

UNIVERSAL HEAT MANAGEMENT (UHM/UHMF)



Operates without the need for electrical or blowers. Using a set of ducts, the heat is efficiently circulated around the room instead of blowing directly from the front of the fireplace. This is a silent system, which is ideal for spending quality time with loved ones watching a movie or reading. UHM lowers clearances for combustibles and allows for the safe installation of electronics above the fireplace.

Compatible with Ascent™ BX (BX36, BX42) and Ascent™ Deep (D42, DX42)

HOT AIR DISTRIBUTION KIT (LHAD)



Effectively moves warm air from the fireplace into a different room using flexible ducting. For rooms where the fireplace is at one end of the room, LHAD moves the heat to other areas within the space.

Compatible with the Ascent™ BX (BX36, BX42) Ascent™ X (GX36, GX42, GX70) and Ascent™ Deep (D42, DX42)

Enhance Your Ember Bed

Napoleon Fireplaces offers an entire line-up of completely customizable, media enhancement kits. The three kits are; the Beach Fire Kit that consists of 4 driftwood logs, a Shore Fire Kit that consists of rock, sand, vermiculite and glass and a Mineral Rock Kit that consists of rocks in a variety of shapes, sizes and colors. These kits can be used as stand alone media or you can pick and choose elements from all 3 Kits to be mix & matched to create a custom look. Completely customize your fireplace to your desired style.



Beach Fire Kit

Comes with four driftwood logs

The Beach Fire Kit includes four pieces of driftwood styled logs.



Shore Fire Kit

Comes with a variety of Rock, Sand, Vermiculite and Glass

The Shore Fire Kit includes a well balanced mixture of rocks, sand, vermiculite and glass available in various sizes.



Mineral Rock Kit

Comes with rocks in a variety of shapes, sizes and colors

The Mineral Rock Kit is a mixture of different sized rocks in black, red, blue and grey.

Media Kits	Ascent Series Fireplaces											
	B30	B36-1	GX36	B42	GX42	D42	DX42	B46	GX70	BHD4	BX36	BX42
Shore Fire	SFKS	SFKS	SFKS	SFKM	SFKM	SFKM	SFKM	SFKM	N / A	N / A	SFKS	SFKM
Beach Fire	BFKXS	BFKXS	BFKXS	BFKS	BFKS	BFKS	BFKS	BFKS	N / A	N / A	BFKXS	BFKS
Mineral Rock	MRKS	MRKS	MRKS	MRKM	MRKM	MRKM	MRKM	MRKM	N / A	MRKM	MRKS	MRKM

Just some of the ways to mix and match your fireplace media...



Dimensions & Specifications

Ascent™ 30, 36, 42, 46 & 70

Shown on pages 4 - 21

*Surrounds may change unit dimensions

Model	BTU's (Input)		Venting 4" x 7"	Height		Front Width		Depth		Glass Type	Glass Size		Glass Area (sq. in.)	Efficiencies		Blower	Mobile Home Certified
	Natural Gas	Propane		Actual	Framing	Actual	Framing	Actual	Framing		Height	Width		EnerGuide	AFUE		
B30	15,000	15,000	Top / Rear	34 5/8"	35"	30"	30 1/2"	14"	14 1/2"	Tempered	23 11/16"	25 11/16"	609	51.7 %	72.5 %	Optional	Yes
B36-1	18,000	18,000	Top / Rear	34 5/8"	35"	35"	35 1/2"	15 3/4"	16"	Tempered	23 11/16"	30 11/16"	727	57%	76.3 %	Optional	Yes
GX36	26,000	25,000	Top / Rear	34 5/8"	35"	35"	35 1/2"	15 3/4"	16"	Ceramic	23 11/16"	30 11/16"	727	53.4%	73.8 %	Optional	Yes
BX36	26,000	25,000	Top / Rear	34 5/8"	35"	35"	35 1/2"	15 3/4"	16"	Ceramic	23 11/16"	30 11/16"	727	53.4%	N/A	Included	Yes
B42	22,000	22,000	Top / Rear	34 5/8"	35"	42"	42 1/2"	18 5/16"	18 9/16"	Tempered	23 11/16"	37 11/16"	893	73.3 %	N/A	Optional	Yes
B46	22,000	22,000	Top / Rear	34 5/8"	35"	46"	46 1/2"	18 5/16"	18 9/16"	Tempered	23 11/16"	41 11/16"	988	72%	N/A	Optional	Yes

Model	BTU's (Input)		Venting 5" x 8"	Height		Front Width		Depth		Glass Type	Glass Size		Glass Area (sq. in.)	Efficiencies		Blower	Mobile Home Certified
	Natural Gas	Propane		Actual	Framing	Actual	Framing	Actual	Framing		Height	Width		EnerGuide	AFUE		
D42	26,000	26,000	Top / Rear	37 7/16"	42"	40 1/4"	40 7/8"	22 1/2"	23"	Tempered	27"	35 3/4"	965 1/4"	52.1%	N/A	Optional	Yes
DX42	31,000	30,000	Top / Rear	37 7/16"	42"	40 1/4"	40 7/8"	22 1/2"	23"	Ceramic	27"	35 3/4"	965 1/4"	57.5%	N/A	Included	Yes
GX42	30,000	30,000	Top / Rear	40 7/8"	41 1/8"	42"	42 1/2"	18 5/16"	18 9/16"	Ceramic	23 11/16"	37 11/16"	893	52.8 %	N/A	Optional	Yes
BX42	30,000	30,000	Top / Rear	34 5/8"	41 1/8"	42"	42 1/2"	18 5/16"	18 9/16"	Ceramic	23 11/16"	37 11/16"	893	52.8%	N/A	Included	Yes
GX70	35,000	32,000	Top	34 5/8"	35"	35"	35 1/2"	18 1/2"	19"	Ceramic	23 11/16"	30 11/16"	727	72 %	N/A	Included	Yes

Ascent™ Multi View

Shown on pages 22 - 23

*Surrounds may change unit dimensions

Model	BTU's (Input)		Venting 5" x 8"	Height		Front Width			Depth			Glass Type	Glass Size (Face)		Glass Size (End)		Glass Area (sq. in.)	Efficiencies		Blower	Mobile Home Certified
	Natural Gas	Propane		Actual	Framing	Actual	Min. Fram- ing	Max. Fram- ing	Actual	Min. Fram- ing	Max. Fram- ing		Height	Width	Height	Width		Ener- Guide	AFUE		
BHD4ST	30,000	30,000	45°	38 1/4"	46 1/2"	45"	45 1/2"	45 1/2"	25 1/8"	22 5/8"	24 5/8"	Tempered	28 1/2"	35 1/2"	N/A	N/A	2024	60.4 %	66.98 %	N/A	Yes
BHD4P	30,000	30,000	45°	38 1/4"	46 1/2"	43 1/4"	42 1/2"	43 1/2"	25 1/8"	22 5/8"	24 5/8"	Tempered	28 1/2"	35 1/2"	27 1/8"	17"	2485	67.2 %	66.98 %	N/A	Yes

*Finishing flange depth (The finishing flange defines the perimeter of the fireplace opening.
Framing or finishing materials must NEVER encroach inside the finishing flange

Certified under Canadian and American National Standards.
Figures may vary with individual conditions such as floor plan layout, insulation value/heat loss of the house and geographical location.
Measurements to be used as a guide only. Consult your owner's manual for complete and up-to-date installation instructions and proper clearances to combustible materials.


NAPOLEON

CELEBRATING OVER 40 YEARS OF HOME COMFORT PRODUCTS



24 Napoleon Road, Barrie, Ontario, Canada L4M 0G8
 103 Miller Drive, Crittenden, Kentucky, USA 41030
 7200 Trans Canada Highway, Montreal, Quebec, Canada H4T 1A3

Tel: 1-866-820-8686
 napoleon.com



Authorized Dealer

Consult your owner's manual for complete installation instructions and proper clearances to combustible materials. Check all local and national building codes and gas regulations. All specifications are subject to change without prior notice due to on-going product improvements. Products may not be exactly as shown. Flame height and activity is influenced by varying vent configurations and may not appear as shown. Napoleon® is a registered trademark of Wolf Steel Group Inc. EnerGuide - A Canadian efficiency standard based on frequent, short start-up and cool-down cycles. All appliances sold in Canada are subject to this EnerGuide rating system. AFUE- A US efficiency standard (Department of Energy) based on extended on/off cycles, more typical of fireplace usage. Steady State - Reflects the highest possible overall heating efficiency.