



*Ei33 shown with 3 sided flush faceplate, sunset bronze surround and split oak log set.*

We're thrilled to unveil the latest evolution of our beloved Ei29 – the Ei33! Prepare to be blown away as we take innovation to new heights with this larger, more impressive version of our fan-favorite. The larger size means more immersive flame visuals, making it the ultimate choice for new construction or renovations. Don't sacrifice style for size – the Ei33 boasts a sleek and sophisticated design that complements any space, making it a statement piece in your home.

**GLASS VIEWING AREA**

Width	32-11/16"
Height	22-7/8"

**STANDARD FEATURES**

- Option to install as a 5,000 BTU heater with 120v or 9,500 BTU heater with 240v.
- High impact, realistic orange & red flame pattern that provides the upmost realism with 5 levels of brightness.
- Top-down lighting enhances realism & reflection on the log set, providing a sense of depth.
- Pulsing, Dynamic Fuel Bed Lighting with a spectrum of different colors to enhance your mood with 5 levels of brightness.
- High-definition, 3D Layered Oak Log Set Complete with Charcoal Logs, Embers, Ginger Crystals & Grate - the most realistic electric media package in the industry.
- Customize your look with an artisan hand crafted birch or driftwood style log set.
- Included thermostatic remote control to adjust the power, heater, flames, brightness & desired temperature.
- Option to control the power, flame & heater with discreet integrated buttons.
- 3 and 4 sided finishing trims included, for an easy out of the box install.

## LOG SET OPTIONS



Split Oak (included)

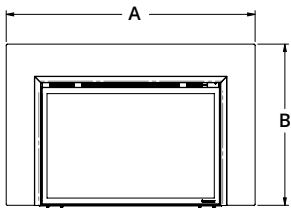


Birch

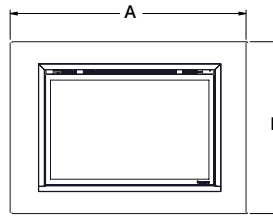
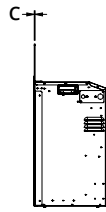


Driftwood

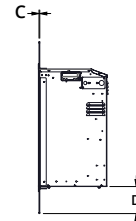
## DIMENSIONS



3-Sided Faceplate



4-Sided Faceplate

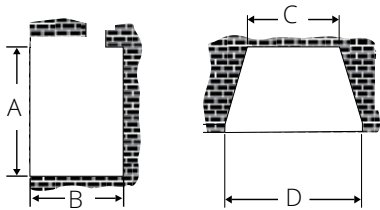


FACEPLATE	DIMENSIONS			
	A - WIDTH	B - HEIGHT	C - DEPTH	D - BOTTOM HEIGHT
3-Sided Finishing Trim*	35-1/16"	24-7/8"	1/8"	--
4-Sided Finishing Trim**	35-1/16"	25-13/16"	1/8"	13/16"
3-Sided Flush Faceplate	46-1/8"	30-13/16"	1/16"	--
4-Sided Flush Faceplate	46-1/8"	37-1/16"	1/16"	6-1/2"
Oversized Backing Plate	50-1/4"	33"	1/16"	--

\* Bottom trim from 4 sided finishing trim is removed to create a 3 sided.

\*\* Included with appliance.

### MINIMUM FIREPLACE DIMENSIONS\*\*\*



DIMENSIONS			
A - HEIGHT	B - DEPTH	C - WIDTH (REAR)	D - WIDTH (FRONT)
24-11/16"	11-1/8"	26-1/4"	32-3/8"

\*\*\* Using a Flush Faceplate & Traditional Surround.

NOTE: Minimum fireplace opening sizes will vary depending on faceplate option used.

**NOTE:** All product specifications are subject to change without notice.  
Before installing refer to the relevant product manual for full and up to date information.