

USER'S MANUAL

Dear Musician,
Thank you for purchasing the Rechargeable ECOTUNER Clip-on Tuner, and welcome to the KLIQ!

To register your product warranty, please visit www.kliqmusicgear.com/warranty. To get the most out of your new tuner, please carefully read this manual prior to first use, and keep it for later reference.

PRECAUTIONS

- USE** - Using the tuner in the following locations can result in a malfunction:
 - In direct sunlight
 - Locations of extreme temperature or humidity
 - Excessively dusty or dirty locations
 - Locations of excessive vibration
 - Close to magnetic fields
- HANDLING and CARE** - We recommend the following:
 - To avoid breakage, do not apply excessive force to the buttons, charging port, or display.
 - If the exterior becomes dirty, wipe it with a clean, dry cloth. (Do not use any chemical liquid cleaners or water.)
 - To avoid damage to your instrument's finish, we recommend removing the tuner from your instrument when not in use.

SPECIFICATIONS


- **Tuning Modes:** Chromatic (C), Guitar (G), Bass (B), Ukulele (U), Violin (V)
- **Tuning Range:** A0 (27.50Hz) - C8 (4,186.01Hz)
- **Tuning Precision:** ±.5 cent
- **Reference Pitch Calibration:** 430-450Hz (1Hz steps)
- **Pitch Detection Method:** Piezo Sensor
- **Display:** Full Color LED-backlit LCD Display
- **Energy Save Feature:** Automatic Power Off after 3 minutes of no sound/button engagement
- **Power Source:** 3.7v/110mAH internal battery
- **Tuner Body Size:** 82 x 36 x 31 mm / 3.2 x 1.4 x 1.2 inch
- **Weight:** 58g / 2.05 oz

Included items:

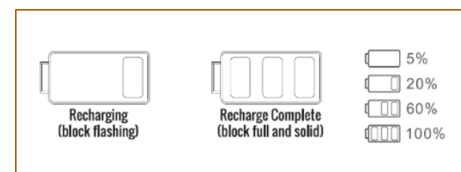
- Tuner
- Owner's Manual
- 1 Micro USB Cable

CHARGING THE TUNER

Charge the tuner with the included white micro USB cable and any powered USB port on a standard smartphone adapter or computer. The screen will show when the battery is charging, at what stage the charge is and when the charge is complete (See chart below).



Recharging Duration: 1.5 hours

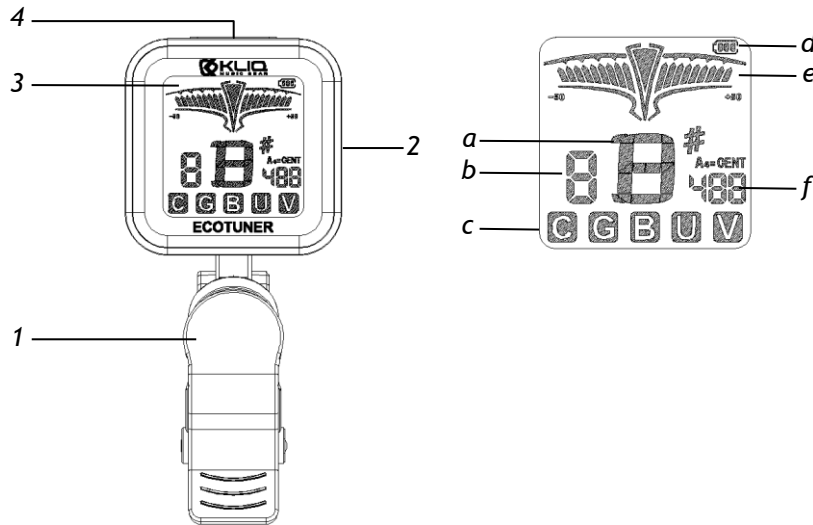


Note: A full charge will provide 6 hours of continuous use.

Important: To prolong the life of the rechargeable battery, the tuner should be charged at least once every 6 months.

DISPLAY & BUTTON FUNCTIONS

1. Clip
2. USB Charging Port
3. Screen
 - a. Note name (all Tuning Modes)
 - b. String number (For tuning mode Guitar, Bass, Violin or Ukulele)
 - c. Tuning Mode
 - d. Battery Capacity
 - e. Meter
 - f. Calibration and cent
4. Power/Calibration Bottom



OPERATING INSTRUCTIONS

1. Clip the tuner onto your instrument.
2. Press and hold the Power/Calibration Button on the POWER side to the power ON.
3. Adjust the display position for the best viewing angle.
4. Select the tuning mode. Press the Power/Calibration button on the MODE side continuously to select the desired tuning mode. *†
5. To change the Pitch setting, press the Power/Calibration Button on the PITCH side. (The Pitch setting will increase in 1Hz steps. If you hold down the button, the pitch setting will change continuously. The pitch changes from 430Hz to 450Hz in cycle.) *†
6. Play a single note on your instrument. The Note Name Indicator (a) will display the name of the note that's closest to the pitch detected. (Note: The string number will be displayed when tuning in Guitar (G), Bass (B), Ukulele (U) or Violin (V) modes.)
7. The meter indicates if the note is in tune, flat or sharp.
 - a. **Blue** -center indicator in the middle (cent number -3 ..+3)=IN TUNE
 - b. **Yellow** -indicators to the left (negative cent number) =FLAT note
 - c. **Red** -indicators to the left (negative cent number) =SHARP note
8. Press and hold the Power/Calibration Button on the POWER side to the power OFF.

NOTE NAME INDICATOR VALUES

1. **Chromatic Tuning Mode**
C, C#, D, D#, E, F, F#, G, G#, A, A#, B
2. **Guitar Tuning Mode** (designed to tune 7 or 6 string guitars)
7B, 6E, 5A, 4D, 3G, 2B, 1E
3. **Bass Tuning Mode** (designed to tune 5 or 4 string basses)
LB, 4E, 3A, 2D, 1G, HC
4. **Ukulele Tuning mode (C Tuning)**
4G, 3C, 2E, 1A
5. **Violin Tuning Mode**
4G, 3D, 2A, 1E

* Tuner settings are remembered even when the power is OFF.

†Default settings are: A440 Hz and Chromatic Tuning Mode C



For assistance with this product, please get in touch with us by:

 support@kliqumusicgear.com

 www.kliqumusicgear.com/contact

 800.316.9651