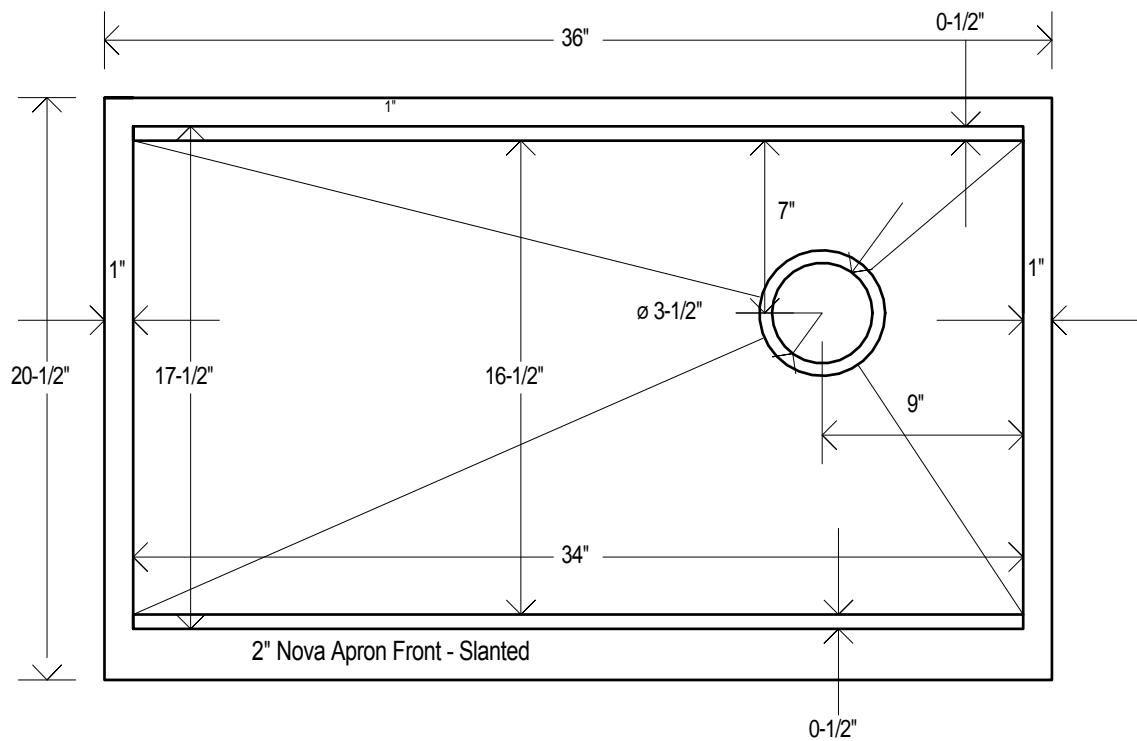




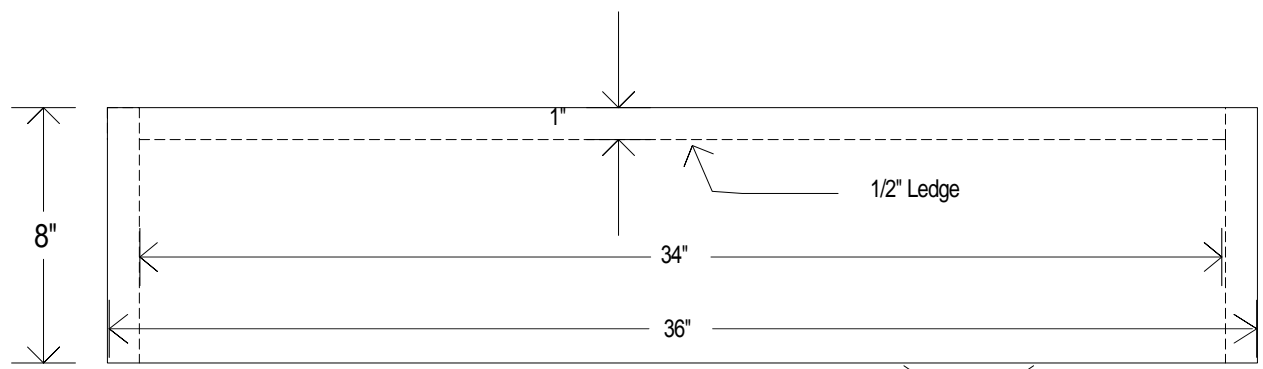
- Sink Model: 36" Nova Farmhouse Sink
- Metal: 16-Gauge Type 316 Stainless Steel
- Finish: Select Stainless Finish
- Overall dimensions: 36" x 20-1/2" x 8"
- Inside dimensions: 34" x 17-1/2" x 8"
- Drain Placement: Right Rear - 3.5" Standard
- Installation: Undermount - 1" Perimeter Flange

36 INCH

TOP
VIEW



FRONT
VIEW

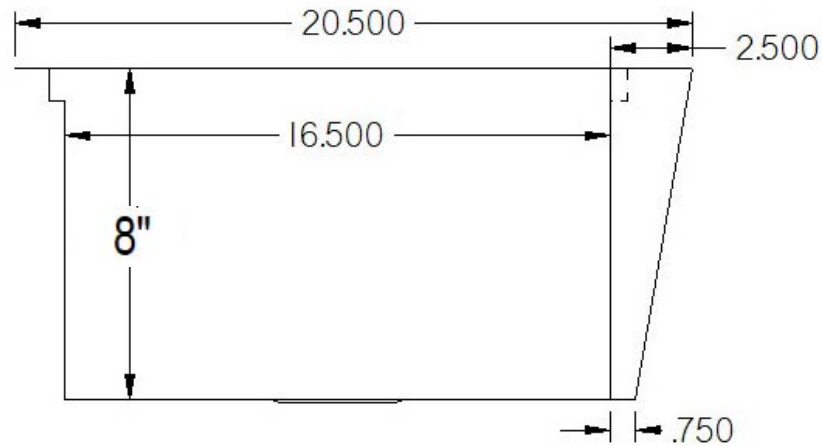


*Drawing is to scale

- Sink Model: Custom Stainless Nova Farmhouse Sink
- Metal: 16-Gauge Type 316 Stainless Steel
- Finish: Select Stainless Finish
- Overall dimensions: 36" x 20-1/2" x 8"
- Inside dimensions: 34" x 17-1/2" x 18"
- Drain Placement: Right Rear - 3.5" Standard
- Installation: Undermount - 1" Perimeter Flange

36
INCH

SIDE
VIEW



HAVENS METALS
NOVA SINK | BRUSHED SS | BRUSHED SS

*Drawing is to scale



REVOLUTIONARY



HIGHLY VERSATILE



LAVISH DESIGNS

SELECT ADVANCED SINK ACCESSORIES FOR YOUR SINK

LIFETIME WARRANTY | EASY CARE | ERGONOMIC DESIGN | AMERICAN HANDCRAFTED

SELECT ACCESSORIES TO ADD TO YOUR EXISTING SINK ORDER

PRO CUTTING BOARD

12-INCH - \$80 -

15-INCH - \$100 -

18-INCH - \$120 -

MIXING BOWL BOARD

12-INCH - \$80 -

15-INCH - \$100 -

18-INCH - \$120 -

SELECT FINISH

AMBER BAMBOO -

LIGHT BAMBOO -

POLY WHITE -

POLY BLACK -

TRIPLE SERVE BOARD

12-INCH - \$80 -

15-INCH - \$100 -

18-INCH - \$120 -

BOWL & DOUBLE CONTAINER BOARD

12-INCH - \$80 -

15-INCH - \$100 -

18-INCH - \$120 -

STAINLESS DRYING RACK

12-INCH - \$250 -

15-INCH - \$280 -

18-INCH - \$320 -

STAINLESS DROP IN STRAINER

12-INCH - \$350 -

15-INCH - \$400 -

18-INCH - \$450 -

STAINLESS DROP IN BOWL

12-INCH - \$450 -

15-INCH - \$500 -

18-INCH - \$550 -

STAINLESS SPONGE CADDY - \$160 -

SEGMENTED SINK COVER - \$250 -

STAINLESS BASIN GRATE - \$500 -