


AquaElegante


6 INCH LED MAKEUP MIRROR SET-UP INSTRUCTIONS

①



Remove Mirror From Package

②




Twist Mirror Shaft Onto Base

③




Twist And Open Mirror Halves

④




Insert Batteries Into Mirror

⑤



Twist Mirror Halves Back Together

⑥



*Your Smiling
Face Here!*

Turn On Mirror And Enjoy!



6 INCH LED MAKEUP MIRROR

Hello Mirror Enthusiast,

My name is Bryan Holekamp, and I wanted to thank you very much for becoming a customer. We're a small, family-owned business, and your purchase of our 6 Inch LED Makeup Mirror means the world to us!

As you should expect from any purchase, I will treat you like you deserve to be treated—like a real person. That means that we are here to serve you.

Whatever you need from us, please let me know ASAP. You can reply to any of our Amazon emails or send us a message at support@aquaelegante.com. My goal is 100% total customer satisfaction.

Also, I want to offer you the opportunity to join our free Amazon VIP List. VIP members get email alerts for 80-95% off new product releases. (We do this to get initial customer feedback so that we know if the product is good or if it can be improved.) You will also receive 10-15% discounts on all our existing products. You can find out more on our website at www.AquaElegante.com/vip

Thank you so much,

Bryan Holekamp
Owner & Manager
AquaElegante.com