




PARTS LIST

	STUDS X 3
	LOCK NUTS X 3
	ANGLED SPACERS X 1
	HEX KEY X 1

* INSTALL YOUR STUD WITH YOUR HEX KEY BY THE BOTTOM OF THE SPATS

** PLACE THE SPACER IN ORDER TO HIDE THE STUDS THREAD