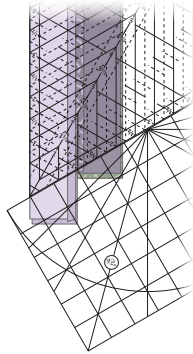
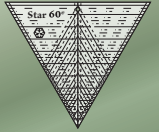
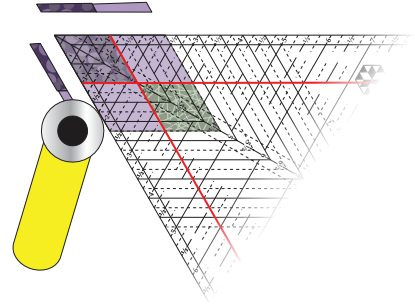


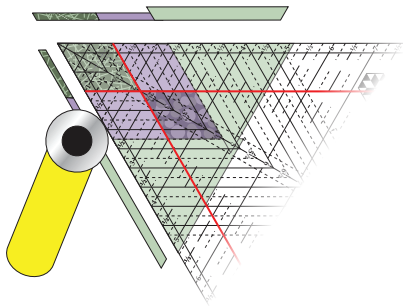
Technique Sheet for Checkerboard 60 Left Handed Diagrams



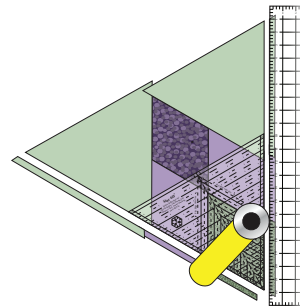
Step 2 - Layer and Cut



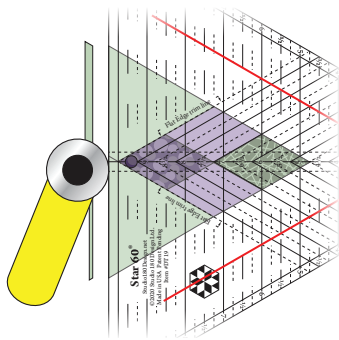
Step 4 - Position and Trim



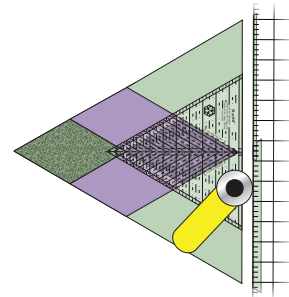
Step 6 - Trim for Units up to 9"



Step 6 - Trim for Units over 9"



Step 7 - Trim for Units up to 9"



Step 7 - Trim for Units over 9"